

Results Book



Water polo

6 - 20 August



Version History

Version	Date	Created By	Comments
1.0	20/08/2016	Bruno Ferreira	First version



Competition Format and Rules

Formato e regras da competição / Format et règles de la compétition

Olympic competition format

The water polo competition at the Rio 2016 Olympic Games comprises a 12-team men's tournament and an eight-team women's event.

Men's tournament:

Teams are divided into two groups (A and B) of six teams. Each team plays every other team in its group (the preliminary round). The top four ranked teams in each group progress to the quarterfinals, in which they will be matched as follows: A1 vs. B4, A2 vs. B3, A3 vs. B2, A4 vs. B1.

The teams ranked 5th and 6th in each group will be ranked 9th to 12th according to the International Swimming Federation (FINA) rules. The winners of the quarterfinals will qualify for the semifinals. The winners of the semifinals will play for the gold medal and the losers will play for the bronze medal. The losers of the quarterfinals will play in classification matches for 5th-8th place.

Women's tournament:

Teams are divided into two groups (A and B) of four teams. Each team plays every other team in its group (the preliminary round). All four teams in each group progress to the quarterfinals, in which they will be matched as follows: A1 vs. B4, A2 vs. B3, A3 vs. B2, A4 vs. B1.

The winners of the quarterfinals will qualify for the semifinals. The winners of the semifinals will play for the gold medal and the losers will play for the bronze medal. The losers of the quarterfinals will play in the classification matches for 5th-8th place.

Differences between the FINA world championships and the Olympic Games

There are 16 teams participating in the men's FINA world championships, as opposed to 12 in the Rio 2016 Olympic Games competition. Teams are divided into four groups of four at the world championships. Each team plays every other team in its group with the winner of each group advancing straight to the quarterfinals. The second and third-placed teams in each group advance to the knockout play-off stage, with the four winners progressing to the quarterfinals. In comparison, the four best placed teams in the two groups at the Rio 2016 Games advance straight to the quarterfinals.

In the women's competition 16 teams participate in the FINA world championships, as opposed to eight in the Rio 2016 Olympic Games competition. The format for the women's teams at the world championships is identical to that listed above for the men's competition. In comparison, all four women's teams in the two groups at the Rio 2016 Games advance straight to the quarterfinals, with the top placed team in each group playing the bottom placed team in the opposing group.

Changes since the London 2012 Olympic Games

None.

Sport rules and procedures

Sport description

The objective of water polo is to score more goals than the opposing team in order to win the match.

Water polo is played in a pool measuring 20m wide and 30m long for men, and 20m wide and 25m long for women. Each team consists of seven players, including a goalkeeper. Six substitutes wait outside the pool. Unlimited substitutions are permitted.

The game is played in four quarters, each lasting eight minutes. The clock is stopped every time the referee blows the whistle, and this is called "dead time". Although actual playing time is only 32 minutes, a game usually takes a little more



than one hour to complete. There are two-minute breaks after the 1st and 3rd periods, and a five-minute break after the 2nd period (half-time).

There is an added dimension in water polo - the extra player. This is when one or more players from a team are ejected by the referee from the pool for 20 seconds after committing an exclusion foul. Ordinary fouls in dead time are also considered exclusion fouls. More players are ejected during dead time in a match than during actual playing time. Subsequently, the formation of both sides will change, with one team now enjoying a one or more player advantage. This is known as a power play, extra player play or six-on-five play.

Classification rules

In group play, teams score two points for a win, one point for a tie, and zero points for a loss or a forfeit.

Teams are ranked and advance to the next competition phase based on their total points in the preliminary round.

After the preliminary rounds it is necessary to determine a winner for all matches. If the score of a match is tied at the end of regular time, a penalty shoot-out will determine the result.

Tiebreak rules and procedures

Classification in each group is based on the total number of points obtained in the preliminary round.

- (a) If two teams are tied with equal points, ties will be broken as follows:
- The winner of the match between the two tied teams will be placed higher.
 - If the game between the two teams was tied, then the results achieved by both teams against the highest placed team (or teams, if tied) in the group shall be considered, based on goal difference, and if still tied, then based on goals scored.
 - If still tied, the results against the next highest placed team (or teams, if tied) shall be used as above, in succession until all results have been considered.
 - If still tied, a penalty shoot-out will determine which team will be placed higher.
Each team shall nominate five players and a goalkeeper who will participate in the penalty shoot-out. The team will take five penalty shots at the goal of the other team, alternating shots. If still tied after each team has taken five shots, then teams will take sets of alternate shots until one team scores and the other does not. The penalty shoot-out competition will be held following the final game of the round, or at the first practical opportunity.
 - If there is more than one tie in a group, the highest placed tie shall be determined first.
- (b) If three or more teams are tied with equal points, ties will be broken as follows:
- The results among the tied teams shall determine which team is placed highest.
 - If, at any time during the application of this procedure (b), the highest placed team is determined and the number of tied teams is reduced to two, then the method (a) above shall be used to determine which of the two remaining teams is placed higher.
 - The comparison shall be made first, upon the points of the games among the tied teams, second, upon the goal difference, and third, upon goals scored.
 - If still tied, the games played against the highest placed team (or teams, if tied) shall be considered, based on goal difference, and if still tied, then based on goals scored.
 - If still tied, the results against the next highest placed team (or teams, if tied) shall be used in succession until all results have been considered.
 - If still tied, the teams will play penalty shoot-out competition to determine which team will be placed highest.
Each team shall nominate five players and a goalkeeper who will participate in the penalty shoot-out. Each team will take five penalty shots, alternately. If still tied after five shots each, the teams will then take sets of alternate shots until one or more teams score and another does not. The penalty shoot-out competition will be held following the final game of the round, or at the first practical opportunity.
 - If there is more than one tie in a group, the highest placed tie shall be determined first.

The above tiebreaking criteria will be applied after the preliminary round.



For the men's tournament:

The teams ranked 6th in each group at the end of the preliminary round shall be ranked 11th and 12th according to the following criteria:

1. Win-loss record in the preliminary round.
2. If both teams have the same win-loss record they will be ranked by goal average (goals scored divided by games played), taking into account all games played.
3. If their goal average is the same the teams will be tied for 11th place.

The teams ranked 5th in each group at the end of the preliminary round shall be ranked 9th and 10th by applying the same criteria.

Penalties/disqualification rules

Any player/team official ejected for an act of brutality shall be suspended for a minimum of one game. If more than one act of brutality occurs as the result of any one incident, the player/team official involved shall be suspended for one or more matches (see FINA's water polo rules, *Regulations for Disciplinary Actions in Water Polo at FINA Events*).

If a player/a team official is found guilty of violating doping rules, his/her team will be declared to have lost all the matches in which he/she took part.

If more than one player/team official is found guilty of violating doping rules their team will be disqualified from the tournament.

Further team sanctions can also be imposed by FINA or by the ruling body of the competition in question (*FINA Doping Rules 2015 - 2017*).

Protests/appeals

Protests are permitted and shall be resolved according to the FINA rules. The Technical Water Polo Committee (TWPC) will consider the protest and give its recommendations to the jury of appeal.

Jury of appeal

The jury of appeal is the FINA bureau.



Medallists

Medalhistas / Médaillé(e)s

GOLD	SILVER	BRONZE
SRB - Serbia	CRO - Croatia	ITA - Italy
1 PIJETLOVIC Gojko	1 PAVIC Josip	1 TEMPESTI Stefano
2 MANDIC Dusan	2 BURIC Damir	2 di FULVIO Francesco
3 GOCIC Zivko	3 PETKOVIC Antonio	3 GITTO Niccolo'
4 RANDELOVIC Sava	4 LONCAR Luka	4 FIGLIOLI Pietro
5 CUK Milos	5 JOKOVIC Maro	5 FONDELLI Andrea
6 PIJETLOVIC Dusko	6 BUKIC Luka	6 VELOTTO Alessandro
7 NIKIC Slobodan	7 MACAN Marko	7 NORA Alessandro
8 ALEKSIC Milan	8 BUSLJE Andro	8 GALLO Valentino
9 JAKSIC Nikola	9 SUKNO Sandro	9 PRESCIUTTI Christian
10 FILIPOVIC Filip	10 KRAPIC Ivan	10 BODEGAS Michael Alexandre
11 PRLAINOVIC Andrija	11 SETKA Andelo	11 AICARDI Matteo
12 MITROVIC Stefan	12 GARCIA GADEA Javier	12 PRESCIUTTI Nicholas
13 MITROVIC Branislav	13 BIJAC Marko	13 del LUNGO Marco



Tournament Summary
Resumo do torneio / Résumé du tournoi
As of SAT 20 AUG 2016 at 19:01

Preliminary Round

Group A								Matches				Goals			Class. Points
Rank		HUN	GRE	BRA	SRB	AUS	JPN	Played	Won	Lost	Tied	For	Against	Diff.	
1	HUN		8 - 8	10 - 6	13 - 13	9 - 9	17 - 7	5	2	0	3	57	43	14	7
2	GRE	8 - 8		9 - 4	9 - 9	7 - 12	8 - 7	5	2	1	2	41	40	1	6
3	BRA	6 - 10	4 - 9		6 - 5	8 - 7	16 - 8	5	3	2	0	40	39	1	6
4	SRB	13 - 13	9 - 9	5 - 6		10 - 8	12 - 8	5	2	1	2	49	44	5	6
5	AUS	9 - 9	12 - 7	7 - 8	8 - 10		8 - 6	5	2	2	1	44	40	4	5
6	JPN	7 - 17	7 - 8	8 - 16	8 - 12	6 - 8		5	0	5	0	36	61	-25	0

Group B								Matches				Goals			Class. Points
Rank		ESP	CRO	ITA	MNE	USA	FRA	Played	Won	Lost	Tied	For	Against	Diff.	
1	ESP		9 - 4	8 - 9	9 - 9	10 - 9	10 - 4	5	3	1	1	46	35	11	7
2	CRO	4 - 9		10 - 7	8 - 7	7 - 5	8 - 9	5	3	2	0	37	37	0	6
3	ITA	9 - 8	7 - 10		6 - 5	7 - 10	11 - 8	5	3	2	0	40	41	-1	6
4	MNE	9 - 9	7 - 8	5 - 6		8 - 5	7 - 4	5	2	2	1	36	32	4	5
5	USA	9 - 10	5 - 7	10 - 7	5 - 8		6 - 3	5	2	3	0	35	35	0	4
6	FRA	4 - 10	9 - 8	8 - 11	4 - 7	3 - 6		5	1	4	0	28	42	-14	2

Finals **Final Standings**

Date	Start Time	Phase	Match No.	Teams	Result	Medal	Rank	Team
TUE 16 AUG	11:00	Quarterfinal	31	HUN - MNE	11 - 13	Gold	1	SRB - Serbia
	12:20	Quarterfinal	34	SRB - ESP	10 - 7	Silver	2	CRO - Croatia
	15:10	Quarterfinal	33	BRA - CRO	6 - 10	Bronze	3	ITA - Italy
	16:30	Quarterfinal	32	GRE - ITA	5 - 9		4	MNE - Montenegro
THU 18 AUG	11:00	Classification 5th-8th Place	35	HUN - BRA	13 - 4		5	HUN - Hungary
	12:20	Semifinal	37	MNE - CRO	8 - 12		6	GRE - Greece
	15:10	Classification 5th-8th Place	36	GRE - ESP	9 - 7		7	ESP - Spain
	16:30	Semifinal	38	ITA - SRB	8 - 10		8	BRA - Brazil
SAT 20 AUG	11:40	Classification 7th-8th Place	39	BRA - ESP	8 - 9		9	AUS - Australia
	13:00	Bronze Medal Match	41	MNE - ITA	10 - 12		10	USA - United States
	16:30	Classification 5th-6th Place	40	HUN - GRE	12 - 10		11	FRA - France
	17:50	Gold Medal Match	42	CRO - SRB	7 - 11		12	JPN - Japan



Tournament Summary
Resumo do torneio / Résumé du tournoi
As of SAT 20 AUG 2016 at 19:01

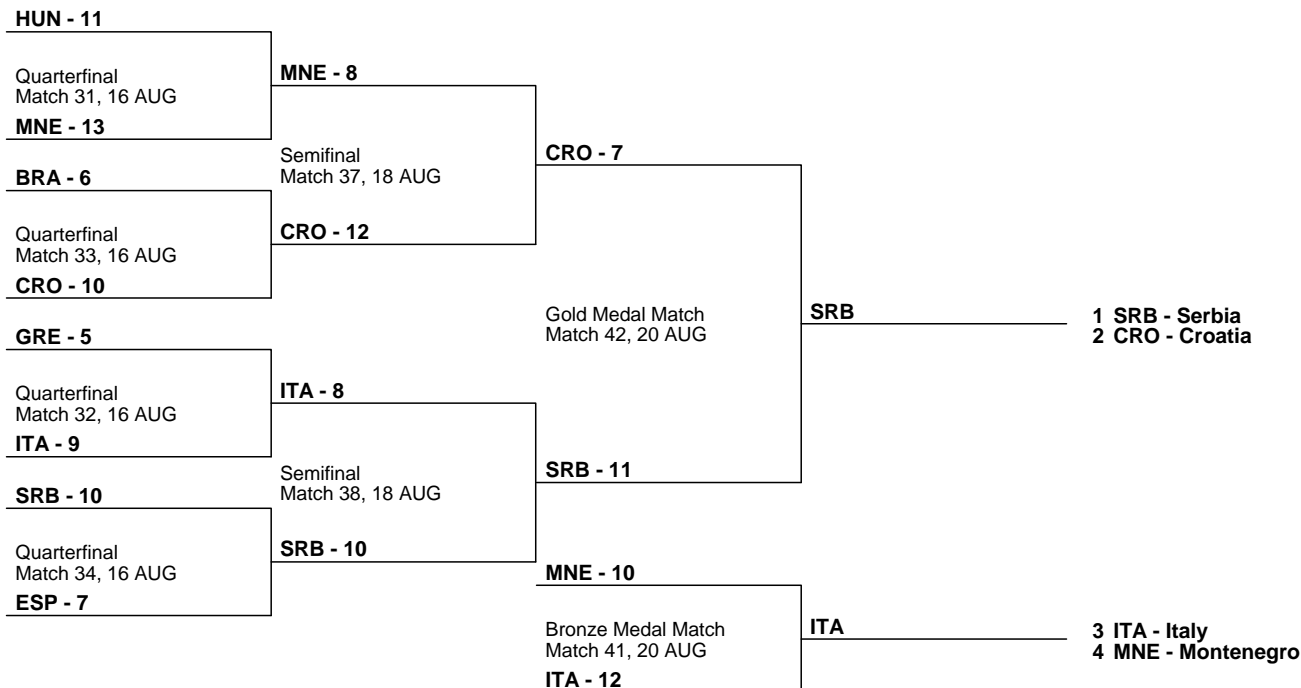
Finals

Final Standings

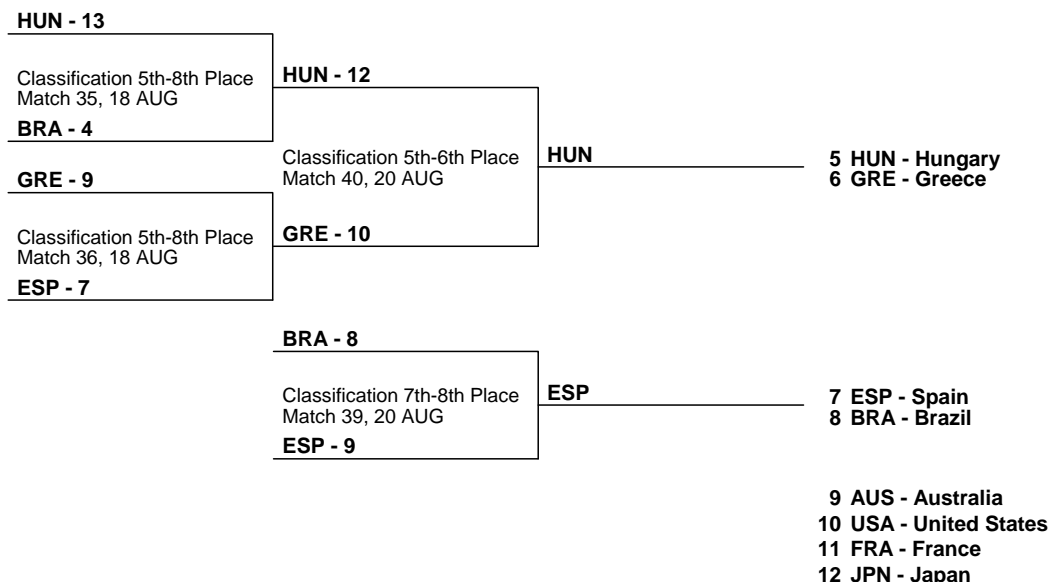
Quarterfinals

Semifinals

Finals



Classification 5th/8th Place



Legend:	Class.	Classification	Diff.	Difference	No.	Number
---------	--------	----------------	-------	------------	-----	--------



Results

Resultados / Résultats

SRB 13 - 13 HUN

(3:5, 3:4, 3:2, 4:2)

Referees: ALEXANDRESCU Adrian (ROU)
 KORYZNA Radoslaw Piotr (POL)

TWPC Delegates: AMINI Khosrow
 RACINE Jacques

SRB - Serbia (White)

Cap No.	Name	Estimated Time Played	Goals/Shots							AS	TF	ST	BL	SP	Personal Fouls					
			Total	%	A	C	X	5m	PS						CA	20C	20F	2EX	P	EX
1	PIJETLOVIC Gojko	16:00																		
2	MANDIC Dusan	18:32	1/4	25.0	1/2				0/2							2				
*3	GOCIC Zivko	18:17	0/2	0.0	0/1				0/1											
*4	RANDELOVIC Sava	8:32	1/1	100.0					1/1									2		
*5	CUK Milos	19:33	2/6	33.3	1/2				1/4	1		1		1/3			1			
6	PIJETLOVIC Dusko	19:24	2/2	100.0					2/2		1		1				1			
*7	NIKIC Slobodan	14:00	2/2	100.0		1/1	1/1				1							1		
8	ALEKSIC Milan	13:31	0/2	0.0	0/1				0/1	1	1	1					2			
9	JAKSIC Nikola	14:25	1/1	100.0					1/1		1						2		1	S
*10	FILIPOVIC Filip	24:31	3/9	33.3	2/4				1/2											
*11	PRLAINOVIC Andrija	19:44								1							3			S
12	MITROVIC Stefan	21:31	1/1	100.0					1/1	1	1			0/1			1			
*13	MITROVIC Branislav	16:00																		
Totals			13/30	43.3	4/10	1/1	6/7	2/12		4	7	2	1	1/4			9	4	1	2
Cap No.	Goalkeepers	Saves/Shots							Timeouts		Exclusions with Substitution		Exclusions w/Subst after 4 min.							
Total	%	A	C	X	5m	PS	CA													
1	PIJETLOVIC Gojko	7/11	63.6	3/3	1/1	2/5	1/2						3							
*13	MITROVIC Branislav	4/13	30.8	1/5	0/2	3/5	0/1						2							
Totals			11/24	45.8	4/8	1/3	2/5	4/7	0/1				0							

HUN - Hungary (Blue)

Cap No.	Name	Estimated Time Played	Goals/Shots							AS	TF	ST	BL	SP	Personal Fouls						
			Total	%	A	C	X	5m	PS						CA	20C	20F	2EX	P	EX	
*1	NAGY Viktor	31:38																			
2	ZALANKI Gergo	19:19	1/4	25.0	1/3				0/1	1			1				1				
3	MANHERCZ Krisztian	16:46	1/1	100.0					1/1												
*4	ERDELYI Balazs	20:57	1/1	100.0	1/1									3/4							
*5	VAMOS Marton	15:51	2/5	40.0					1/3	2	1					1	1				
6	HOSNYANSZKY Norbert	16:54	3/5	60.0	1/1				1/2	3						1	1				
7	DECKER Adam	13:14								1							1				
*8	SZIVOS Marton	9:39	1/2	50.0	1/1	0/1							1			1	2			S	
*9	VARGA Daniel	24:28	1/4	25.0					0/3	2	1	1				2					
*10	VARGA Denes	26:28	2/4	50.0	0/1	1/1	1/2						1				1				
11	KIS Gabor	16:43	1/1	100.0		1/1					4						2				
*12	HARAI Balazs	11:41	0/1	0.0	0/1						2						2				
13	DECKER Attila	0:22																			
Totals			13/28	46.4	4/8	2/3	3/7	3/9	1/1	3	13	3	3	3/4			7	9			1
Cap No.	Goalkeepers	Saves/Shots							Timeouts		Exclusions with Substitution		Exclusions w/Subst after 4 min.								
Total	%	A	C	X	5m	PS	CA														
*1	NAGY Viktor	9/21	42.9	3/7	0/1	0/5	6/8						4								
13	DECKER Attila	0/1	0.0			0/1							1								
Totals			9/22	40.9	3/7	0/1	0/6	6/8					0								


Results

Resultados / Résultats

SRB 13 - 13 HUN

(3:5, 3:4, 3:2, 4:2)

Referees: ALEXANDRESCU Adrian (ROU)
 KORYZNA Radoslaw Piotr (POL)

TWPC Delegates: AMINI Khosrow
 RACINE Jacques

Period	SRB - Serbia													HUN - Hungary																									
	Possession		EX	Goals (G) / Misses (M)										Extramén Efficiency	CT	Possession		EX	Goals (G) / Misses (M)										Extramén Efficiency	CT									
	#	Time		G	M	G	M	FT	5mF	PS	G	M	G			M	G		M	G	M	G	M	G	M	G	M	G			M	G	M	G	M	G	M		
Quarter 1	11	3:28		1		1	3			1	3			1	1	100.0	1	9	4:32		0	1	4			1													
Quarter 2	8	3:20		1	1	2	1					2			1	2	50.0		9	4:40		0	1	2	1			1	4	1			0	1	0.0			2	
Quarter 3	7	3:30		1	2		1				1	2			2	2	100.0		8	4:30		1	1		4			1	1			1	1	100.0			2		
Quarter 4	8	3:32		1	2		2	1			1		2			2	2	100.0		9	4:28		1	2	1				1				2	3	66.7				
Totals	34	13:50		2	6	1	5	6			1	2	9			6	7	85.7	1	35	18:10		1	3	4	6	5			1	3	5	1		3	5	60.0	4	

Match SRB - HUN																		
Possession		EX	2EX	Goals (G) / Misses (M)										Extramén Efficiency	CT			
#	Time			X	AA	FT	5mF	PS	G	M	G	M	G			M	G	ATT
69	32:00	3		9	5	11	11			2	5	14	1		9	12	75.0	5

Legend:									
#	Number of possessions	%	Efficiency	*	Starting line-up	20C	20 seconds exclusion in the centre forward position		
20F	20 seconds exclusion in the field			2EX	Double Exclusion	5m	5 metre shot		
A	Action shot	AA	All Action shots (A, C and CA)	CA	Counter Attack	AS	Assists		
BL	Blocked shots	C	Centre shot			CT	Corner Throws		
EX	Exclusion (S - with substitution, N - with substitution after 4 min.)			P	Penalty	FT	Free throw		
M	Misses	No.	Number			PS	Penalty Shot		
ST	Steals	TF	Turnover Fouls	TWPC	Technical Water Polo Committee	G	Goals		
						SP	Sprint (Won/Sprints)		
						X	Extra player shot		



Results

Resultados / Résultats

BRA 8 - 7 AUS

(3:2, 2:1, 2:2, 1:2)

Referees: GOMEZ Filippo (ITA)
 BUCH Xevi (ESP)

TWPC Delegates: INOUE Takeshi
 BOOKELMAN Peter

BRA - Brazil (White)

Cap No.	Name	Estimated Time Played	Goals/Shots							AS	TF	ST	BL	SP	Personal Fouls						
			Total	%	A	C	X	5m	PS						CA	20C	20F	2EX	P	EX	
*1	SORO Slobodan	32:00										1									
*2	CRIVELLA Jonas	16:26	0/2	0.0	0/2						1		0/1								
3	FRANCO Ruda	16:29	1/1	100.0				1/1			1	2									
4	ALONSO Ives	12:03	0/1	0.0				0/1			1						1				
5	SALEMI Paulo	3:38	0/1	0.0				0/1			1										
*6	ONETO GOMES Bernardo	29:44	1/5	20.0				1/5			1	1	1				1				
*7	BACHES Adrian	23:02	3/6	50.0	1/1			1/1	1/4			1	0/1								
*8	da COSTA E SILVA Felipe	12:17	0/2	0.0				0/2				1	1	0/1			3			S	
9	ROCHA Bernardo	17:26	1/3	33.3				1/1	0/2								2				
*10	PERRONE Felipe	32:00	1/4	25.0				1/4				2							1		
11	GUIMARAES Gustavo	8:58	1/1	100.0				1/1			1		0/1								
*12	VR LIC Josip	19:57	0/3	0.0	0/1			0/1	0/1		4		1								
13	ANTONELLI Vinicius																				
Totals			8/29	27.6	1/4			3/4	4/21			10	8	3	0/4		6	1		1	1
Cap No.	Goalkeepers	Saves/Shots							Timeouts		Exclusions with Substitution		Exclusions w/Subst after 4 min.								
Total	%	A	C	X	5m	PS	CA														
*1	SORO Slobodan	13/20	65.0	3/5	1/2	4/6	5/6	0/1					2								
13	ANTONELLI Vinicius												1								
Totals		13/20	65.0	3/5	1/2	4/6	5/6	0/1					0								

AUS - Australia (Blue)

Cap No.	Name	Estimated Time Played	Goals/Shots							AS	TF	ST	BL	SP	Personal Fouls							
			Total	%	A	C	X	5m	PS						CA	20C	20F	2EX	P	EX		
*1	DENNERLEY Joel	32:00										2										
*2	CAMPBELL Richie	28:24	2/4	50.0	1/1			1/3			1	1	1									
*3	FORD George	8:56															2					
4	COTTERILL John	24:38	2/5	40.0	0/1	1/1	1/2	0/1									1					
5	MARTIN Tyler	5:22	0/1	0.0				0/1														
6	GILCHRIST Jarrod	5:34																				
*7	ROACH Aidan	24:10	0/3	0.0				0/1	0/2		4		1				1					
*8	YOUNGER Aaron	30:43	1/6	16.7				0/1	0/4	1/1		2	1				2					
9	SWIFT Joel	12:33	0/1	0.0	0/1						1	1					1					
*10	KAYES Joe	19:14	1/4	25.0		0/2	1/2				3		1				1					
*11	HOWDEN Rhys	27:33	1/3	33.3	1/2			0/1			2	2		4/4								
12	EMERY Mitch	4:53									1											
13	STANTON-FRENCH James																					
Totals			7/27	25.9	2/5	1/3	2/7	1/11	1/1			2	15	6	2	4/4		3	5			
Cap No.	Goalkeepers	Saves/Shots							Timeouts		Exclusions with Substitution		Exclusions w/Subst after 4 min.									
Total	%	A	C	X	5m	PS	CA															
*1	DENNERLEY Joel	9/17	52.9	1/2		0/3	8/12							4								
13	STANTON-FRENCH James													0								
Totals		9/17	52.9	1/2		0/3	8/12							0								



Results

Resultados / Résultats

BRA 8 - 7 AUS

(3:2, 2:1, 2:2, 1:2)

Referees: GOMEZ Filippo (ITA)
 BUCH Xevi (ESP)

TWPC Delegates: INOUE Takeshi
 BOOKELMAN Peter

Period	BRA - Brazil													AUS - Australia																		
	Possession		EX	Goals (G) / Misses (M)										Extramen Efficiency	CT	Possession		EX	Goals (G) / Misses (M)										Extramen Efficiency	CT		
				X	AA	FT	5mF	PS	X	AA	FT	5mF	PS						X	AA	FT	5mF	PS									
	#	Time	G	M	G	M	G	M	G	M	G	M	G	ATT	%	#	Time	G	M	G	M	G	M	G	M	G	ATT	%				
Quarter 1	10	3:52								3	4				1	10	4:08			1	2	1	2						1	3	33.3	
Quarter 2	9	4:36				1			2	1				5															1	2	50.0	
Quarter 3	8	4:33				2	1							3															0	1	0.0	
Quarter 4	8	4:10				1		1	1					5															0	1	0.0	
Totals	35	17:11	1	3	1	1	3	1			3	17			3	4	75.0	5	36	14:49	2	5	3	5			1	10	1	2	7	28.6

Match BRA - AUS																
Possession		EX	2EX	Goals (G) / Misses (M)										Extramen Efficiency		CT
				X	AA	FT	5mF	PS	X	AA	FT	5mF	PS	G	ATT	
#	Time			G	M	G	M	G	M	G	M	G	M	G	ATT	%
71	32:00	1		5	6	4	8	1		4	27	1		5	11	45.5

Legend:										
#	Number of possessions	%	Efficiency	*	Starting line-up	20C	20 seconds exclusion in the centre forward position			
20F	20 seconds exclusion in the field			2EX	Double Exclusion	5m	5 metre shot	5mF	5m shot in the field	
A	Action shot	AA	All Action shots (A, C and CA)	AS	Assists	ATT	Attempts			
BL	Blocked shots	C	Centre shot	CA	Counter Attack	CT	Corner Throws			
EX	Exclusion (S - with substitution, N - with substitution after 4 min.)			FT	Free throw	G	Goals			
M	Misses	No.	Number	P	Penalty	PS	Penalty Shot	SP	Sprint (Won/Sprints)	
ST	Steals	TF	Turnover Fouls	TWPC	Technical Water Polo Committee	X	Extra player shot			



Results

Resultados / Résultats

ESP 8 - 9 ITA

(3:2, 2:1, 1:2, 2:4)

Referees: PUTNIKOVIC Vojin (SRB)
 STAVRIDIS Georgios (GRE)

TWPC Delegates: PINKER Guy Don
 SHAW Bill

ESP - Spain (White)

Cap No.	Name	Estimated Time Played	Goals/Shots							AS	TF	ST	BL	SP	Personal Fouls					
			Total	%	A	C	X	5m	PS						CA	20C	20F	2EX	P	EX
1	AGUILAR VICENTE Inaki											1								
*2	MUNARRIZ EGANA Alberto	17:03	1/3	33.3		0/1	1/1	0/1				2						2		
*3	ROCA BARCELO Marc	10:53															1	1		
4	ALARCON TEVAR Ricard	9:18											1	1			2			
*5	MOLINA RIOS Guillermo	32:00	4/10	40.0		0/1	1/1	1/5	2/3			2	1	2				1		
*6	MINGUELL ALFEREZ Marc	19:22										2						1		
*7	SZIRANYI SOMOGYI Balasz	19:41										3						1		
8	ESPANOL LIFANTE Albert	25:37	3/4	75.0	0/1		3/3					2	2					1		
9	TAHULL COMPTE Roger	8:26										1					1	2	S	
10	FERNANDEZ MIRANDA Francisco	10:02	0/1	0.0			0/1					1		0/1						
11	MALLARACH GUELL Blai	12:32	0/4	0.0			0/1	0/3						1				1		
*12	ECHENIQUE SAGLIETTI Gonzalo	27:06	0/2	0.0				0/2				2	2		1/3			1		
*13	LOPEZ PINEDO Daniel	32:00												1						
Totals			8/24	33.3	0/1	0/2	5/7	1/11	2/3			2	15	6	4	1/4		5	10	1
Cap No.	Goalkeepers	Saves/Shots							Timeouts		Exclusions with Substitution		Exclusions w/Subst after 4 min.							
Total	%	A	C	X	5m	PS	CA													
1	AGUILAR VICENTE Inaki												4							
*13	LOPEZ PINEDO Daniel	10/19	52.6	2/2	1/2	3/9	4/6					1								
Totals		10/19	52.6	2/2	1/2	3/9	4/6					0								

ITA - Italy (Blue)

Cap No.	Name	Estimated Time Played	Goals/Shots							AS	TF	ST	BL	SP	Personal Fouls						
			Total	%	A	C	X	5m	PS						CA	20C	20F	2EX	P	EX	
*1	TEMPESTI Stefano	16:00										1									
*2	di FULVIO Francesco	29:20	2/6	33.3	0/3		1/2	1/1					1	3/3				1			
3	GITTO Niccolo'	9:01																2	1	S	
*4	FIGLIOLI Pietro	30:59	3/6	50.0	0/1		3/3	0/2			1	2	1	0/1				1	1		
5	FONDELLI Andrea	17:01	1/2	50.0	0/1		1/1					2	1					1			
6	VELOTTO Alessandro	6:02	0/1	0.0			0/1														
*7	NORA Alessandro	10:06															1	1	S		
8	GALLO Valentino	22:44	0/3	0.0			0/1	0/2				2	1								
*9	PRESCIUTTI Christian	24:22	3/6	50.0		1/1	1/2	1/3			1		4								
10	BODEGAS Michael Alexandre	17:42	0/1	0.0		0/1						3	1					2	1	S	
*11	AICARDI Matteo	0:47																			
*12	PRESCIUTTI Nicholas	23:56	0/3	0.0	0/1			0/2					1					1			
13	del LUNGO Marco	16:00																			
Totals			9/28	32.1	0/6	1/2	6/10	2/10			2	9	8	3	3/4			2	8	3	3
Cap No.	Goalkeepers	Saves/Shots							Timeouts		Exclusions with Substitution		Exclusions w/Subst after 4 min.								
Total	%	A	C	X	5m	PS	CA														
*1	TEMPESTI Stefano	1/6	16.7	1/1		0/3	0/2						4								
13	del LUNGO Marco	7/10	70.0		1/1	1/3	4/5	1/1					3								
Totals		8/16	50.0	1/1	1/1	1/6	4/5	1/3					0								



Results
Resultados / Résultats

ESP 8 - 9 ITA
(3:2, 2:1, 1:2, 2:4)

Referees: PUTNIKOVIC Vojin (SRB)
STAVRIDIS Georgios (GRE)

TWPC Delegates: PINKER Guy Don
SHAW Bill

Period	ESP - Spain													ITA - Italy																					
	Possession		EX	Goals (G) / Misses (M)										Extramen Efficiency	CT	Possession		EX	Goals (G) / Misses (M)										Extramen Efficiency	CT					
	#	Time		X		AA		FT		5mF		PS				#	Time		X		AA		FT		5mF		PS								
			G	M	G	M	G	M	G	M	G	M	G	M	G			M	G	M	G	M	G	M	G	M	G	M	G	M	G	M	G	M	G
Quarter 1	9	3:53		2							2	1		2	2	100.0		8	4:07		1	2										1	2	50.0	1
Quarter 2	10	3:43		1			2				2	1		1	1	100.0		9	4:17		0	2	1	1		1					0	2	0.0		
Quarter 3	7	3:21		1	1		1			2				1	1	100.0	1	8	4:39	2	2									2	2	100.0	2		
Quarter 4	10	2:52		1	1	1			1	1	2		1	1	2	50.0		8	5:08	1	3			2	1					3	3	100.0			
Totals	36	13:49		1	5	2		3		2	1	8	2	1	5	6	83.3	1	33	18:11	3	6	4	1	7	2	1		7		6	9	66.7	3	

Match ESP - ITA																	
Possession		EX	2EX	Goals (G) / Misses (M)										Extramen Efficiency		CT	
#	Time			X		AA		FT		5mF		PS		G	ATT		%
		G	M	G	M	G	M	G	M	G	M	G	ATT			%	
69	32:00	4		11	6	1	10	2	3	1	15	2	1	11	15	73.3	4

Legend:									
#	Number of possessions	%	Efficiency	*	Starting line-up	20C	20 seconds exclusion in the centre forward position		
20F	20 seconds exclusion in the field			2EX	Double Exclusion	5m	5 metre shot		
A	Action shot	AA	All Action shots (A, C and CA)		AS	Assists			
BL	Blocked shots	C	Centre shot		CA	Counter Attack			
EX	Exclusion (S - with substitution, N - with substitution after 4 min.)				CT	Corner Throws			
M	Misses	No.	Number		FT	Free throw			
ST	Steals	TF	Turnover Fouls		PS	Penalty Shot			
				TWPC	Technical Water Polo Committee			SP	Sprint (Won/Sprints)
								X	Extra player shot



Results

Resultados / Résultats

USA 5 - 7 CRO

(2:2, 1:1, 1:2, 1:2)

Referees: MARGETA Boris (SLO)
 FLAHIVE Daniel Gerrard (AUS)

TWPC Delegates: BALFANBAYEV Alan
 SOSTAR Aleksandar

USA - United States (White)

Cap No.	Name	Estimated Time Played	Goals/Shots							AS	TF	ST	BL	SP	Personal Fouls					
			Total	%	A	C	X	5m	PS						CA	20C	20F	2EX	P	EX
*1	MOSES Merrill	16:00										1								
2	DUNSTAN Thomas	13:03	0/1	0.0				0/1						0/1						
3	HALLOCK Benjamin	12:41										1								
4	OBERT Alex	11:45	0/1	0.0				0/1				1							2	
5	ROELSE Alex	8:25	1/1	100.0	1/1													1		1
*6	CUPIDO Luca	26:13	0/3	0.0			0/1	0/2			1	2	1	1						
*7	SAMUELS Joshua	25:10	0/2	0.0			0/1	0/1			1	1		2/3				1		
*8	AZEVEDO Tony	23:45	2/6	33.3			2/3	0/3			3	1	3							
*9	BOWEN Alex	16:15	1/2	50.0			1/1	0/1			1									
10	BONANNI Bret	21:41	1/7	14.3	0/2		1/2	0/3			1									
*11	SMITH Jesse	18:36									1								2	
*12	MANN John	14:26										1								
13	BARON McQuin	16:00											1							
Totals			5/23	21.7	1/3		4/8	0/12			2	13	5	4	2/4		6			1
Cap No.	Goalkeepers	Saves/Shots																		
Total	%	A	C	X	5m	PS	CA													
*1	MOSES Merrill	7/10	70.0		1/1	1/1	5/7	0/1												
13	BARON McQuin	4/8	50.0	0/2	1/1	1/2	2/3													
Totals			11/18	61.1	0/2	2/2	2/3	7/10	0/1											

Timeouts	4
Exclusions with Substitution	0
Exclusions w/Subst after 4 min.	0

CRO - Croatia (Blue)

Cap No.	Name	Estimated Time Played	Goals/Shots							AS	TF	ST	BL	SP	Personal Fouls					
			Total	%	A	C	X	5m	PS						CA	20C	20F	2EX	P	EX
1	PAVIC Josip																			
2	BURIC Damir	17:51	0/2	0.0				0/2			1	1							1	
3	PETKOVIC Antonio	7:24	1/1	100.0				1/1												
*4	LONCAR Luka	19:24									2									
*5	JOKOVIC Maro	29:13	2/6	33.3	1/2			1/4			3	1						1		
6	BUKIC Luka	12:43	1/2	50.0	0/1		1/1				1			1/1				1		
7	MACAN Marko	10:29	0/2	0.0			0/1	0/1				2						2		
*8	BUSLJE Andro	9:52	0/3	0.0	0/1		0/1	0/1										2		
*9	SUKNO Sandro	30:02	1/5	20.0			0/2	0/2	1/1									1		
10	KRAPIC Ivan	11:27	0/1	0.0		0/1					1									
*11	SETKA Andelo	30:02	2/5	40.0	1/1	0/1	0/1	1/2				2	1	0/2				1		
*12	GARCIA GADEA Javier	13:33	0/2	0.0	0/1			0/1						1/1				2		
*13	BIJAC Marko	32:00																		
Totals			7/29	24.1	2/6	0/2	1/6	3/14	1/1			10	6	1	2/4		7	4		
Cap No.	Goalkeepers	Saves/Shots																		
Total	%	A	C	X	5m	PS	CA													
1	PAVIC Josip																			
*13	BIJAC Marko	13/18	72.2	2/3		2/6	9/9													
Totals			13/18	72.2	2/3		2/6	9/9												

Timeouts	4
Exclusions with Substitution	0
Exclusions w/Subst after 4 min.	0



Results

Resultados / Résultats

USA 5 - 7 CRO

(2:2, 1:1, 1:2, 1:2)

Referees: MARGETA Boris (SLO)
 FLAHIVE Daniel Gerrard (AUS)

TWPC Delegates: BALFANBAYEV Alan
 SOSTAR Aleksandar

Period	USA - United States													CRO - Croatia																				
	Possession		EX	Goals (G) / Misses (M)										Extramen Efficiency		CT	Possession		EX	Goals (G) / Misses (M)										Extramen Efficiency		CT		
				X		AA		FT		5mF		PS								X		AA		FT		5mF		PS						
	#	Time	G	M	G	M	G	M	G	M	G	M	G	ATT	%	#	Time	G	M	G	M	G	M	G	M	G	M	G	ATT	%				
Quarter 1	7	3:42		2	1				2	1			2	2	100.0	2	7	4:18		0	2	1			1	4	1		0	2	0.0	2		
Quarter 2	7	4:15		1	2		1					2			1	3	33.3		8	3:45		0	1	1			1	4		0	1	0.0		
Quarter 3	9	4:13		1					2						1	1	100.0		9	3:47		1	2		2		1	1	2		1	2	50.0	1
Quarter 4	7	4:03		0	1	1	1		1		4			0	1	0.0	1	8	3:57				2	2										
Totals	30	16:13		4	4	1	2		5		7			4	7	57.1	3	32	15:47		1	5	2	6		1	3	10	1	1	5	20.0	3	

Match USA - CRO																
Possession		EX	2EX	Goals (G) / Misses (M)										Extramen Efficiency		CT
				X		AA		FT		5mF		PS				
#	Time	G	M	G	M	G	M	G	M	G	M	G	ATT	%		
62	32:00	5	9	3	8		6	3	17	1		5	12	41.7		

Legend:														
#	Number of possessions	%	Efficiency	*	Starting line-up	20C	20 seconds exclusion in the centre forward position							
20F	20 seconds exclusion in the field			2EX	Double Exclusion	5m	5 metre shot	5mF	5m shot in the field					
A	Action shot	AA	All Action shots (A, C and CA)	CA	Counter Attack	AS	Assists	ATT	Attempts					
BL	Blocked shots	C	Centre shot			CT	Corner Throws							
EX	Exclusion (S - with substitution, N - with substitution after 4 min.)	No.	Number	P	Penalty	FT	Free throw	G	Goals					
M	Misses	TF	Turnover Fouls	TWPC	Technical Water Polo Committee	PS	Penalty Shot	SP	Sprint (Won/Sprints)					
ST	Steals					X	Extra player shot							



Results
Resultados / Résultats

GRE 8 - 7 JPN
(2:0, 2:3, 0:4, 4:0)

Referees: NAUMOV Sergey (RUS)
IVANOVSKI Stanko (MNE)

TWPC Delegates: FARID Moheieldin
FIROIU Niculae

GRE - Greece (White)

Cap No.	Name	Estimated Time Played	Goals/Shots							AS	TF	ST	BL	SP	Personal Fouls							
			Total	%	A	C	X	5m	PS						CA	20C	20F	2EX	P	EX		
*1	FLEKAS Konstantinos	32:00													4							
*2	MYLONAKIS Emmanouil	30:41	1/1	100.0						1/1	1	3	2	2	1/1					1		
3	DERVISIS Georgios	0:00																				
*4	GENIDOUNIAS Konstantinos	11:18	0/1	0.0		0/1					1				2/3							
5	FOUNTOULIS Ioannis	21:13	1/4	25.0		0/1	1/3						2					1				
*6	PONTIKEAS Kyriakos	12:11	1/1	100.0		1/1					1							2		S		
*7	AFROUDAKIS Christos	28:31	1/2	50.0		1/2					1									1		
*8	DELAKAS Evangelos Ioannis	24:55																1				
9	MOURIKIS Konstantinos	17:28	0/4	0.0	0/3			0/1			2		1									
*10	KOLOMVOS Christodoulos	11:25	1/6	16.7	0/1	0/2	1/2	0/1			1	1						1	1			
11	GOUNAS Alexandres	10:17	0/1	0.0			0/1											1				
12	VLACHOPOULOS Angelos	24:01	3/3	100.0	1/1	1/1		1/1			1	3	3					2				
13	GALANOPOULOS Stefanos																					
Totals			8/23	34.8	1/5	3/8	2/6	1/3		1/1	3	13	12	3	3/4			6	2	1	2	1
Cap No.	Goalkeepers	Saves/Shots																				
		Total	%	A	C	X	5m	PS	CA													
*1	FLEKAS Konstantinos	9/16	56.3	1/3	1/1	1/3	4/5	1/2	1/2						Timeouts	4						
13	GALANOPOULOS Stefanos														Exclusions with Substitution	1						
Totals		9/16	56.3	1/3	1/1	1/3	4/5	1/2	1/2						Exclusions w/Subst after 4 min.	0						

JPN - Japan (Blue)

Cap No.	Name	Estimated Time Played	Goals/Shots							AS	TF	ST	BL	SP	Personal Fouls						
			Total	%	A	C	X	5m	PS						CA	20C	20F	2EX	P	EX	
*1	TANAMURA Katsuyuki	32:00									1		2					1			
2	ADACHI Seiya	16:33												0/2							
*3	ARAI Atsushi	22:13	2/3	66.7	0/1		1/1		1/1			2	1								
*4	SHIGA Mitsuki	24:32	0/1	0.0				0/1			1	6			1/2			1	1		
5	YANASE Akira	14:32	0/1	0.0			0/1					1									
*6	IIDA Atsuto	17:50	0/1	0.0				0/1					2	1				2	1	1	S
*7	SHIMIZU Yusuke	11:38	0/2	0.0		0/1		0/1													
8	KADONO Yuki	11:52	0/2	0.0	0/1			0/1			1										
*9	TAKEI Koji	28:47	2/8	25.0	1/2		0/1	0/2	0/1	1/2			1								
10	YASUDA Kenya	7:58	1/2	50.0	1/1	0/1						2									
*11	OKAWA Keigo	23:55	2/6	33.3			1/3	1/3			1	1						1	2		
12	HAZUI Shota	12:10	0/1	0.0				0/1				2									
13	FUKUSHIMA Tomoyoshi																				
Totals			7/27	25.9	2/5	0/2	2/6	1/10	1/2	1/2	3	16	7	1	1/4			5	4	1	1
Cap No.	Goalkeepers	Saves/Shots																			
		Total	%	A	C	X	5m	PS	CA												
*1	TANAMURA Katsuyuki	11/19	57.9	3/4	4/7	3/5	1/2	0/1						Timeouts	3						
13	FUKUSHIMA Tomoyoshi													Exclusions with Substitution	1						
Totals		11/19	57.9	3/4	4/7	3/5	1/2	0/1						Exclusions w/Subst after 4 min.	0						



Results
Resultados / Résultats

GRE 8 - 7 JPN
(2:0, 2:3, 0:4, 4:0)

Referees: NAUMOV Sergey (RUS)
IVANOVSKI Stanko (MNE)

TWPC Delegates: FARID Moheieldin
FIROIU Niculae

Period	GRE - Greece														JPN - Japan																								
	Possession		EX	Goals (G) / Misses (M)										Extramen Efficiency		CT	Possession		EX	Goals (G) / Misses (M)										Extramen Efficiency		CT							
	#	Time		X	AA	FT	5mF	PS	G	M	G	M	G	M	G		ATT	%		#	Time	X	AA	FT	5mF	PS	G	M	G	M	G		M	G	ATT	%			
Quarter 1	9	4:07															9	3:53	0	1	2													0	1	0	1	0.0	1
Quarter 2	9	4:11															12	3:49	1	2	2													1	3	33.3			
Quarter 3	9	4:12															9	3:48	1	1	1	3			1	2	1						1	1	100.0		2		
Quarter 4	7	4:06	1	2	2	2	1										7	3:54	0	1	1	2											0	1	0.0				
Totals	34	16:36	1	2	4	5	9	1	1	1	1	1	2	4	50.0	1	37	15:24	1	2	4	3	6	2	1	7	1	1	2	6	33.3	3							

Match GRE - JPN																	
Possession		EX	2EX	Goals (G) / Misses (M)										Extramen Efficiency		CT	
#	Time			X	AA	FT	5mF	PS	G	M	G	M	G	ATT	%		
71	32:00	2	2	4	8	8	15	1	3	1	8	1	1	4	10	40.0	4

Legend:															
#	Number of possessions	%	Efficiency	*	Starting line-up	20C	20 seconds exclusion in the centre forward position								
20F	20 seconds exclusion in the field			2EX	Double Exclusion	5m	5 metre shot								
A	Action shot	AA	All Action shots (A, C and CA)	CA	Counter Attack	AS	Assists								
BL	Blocked shots	C	Centre shot			CT	Corner Throws								
EX	Exclusion (S - with substitution, N - with substitution after 4 min.)	No.	Number	P	Penalty	FT	Free throw								
M	Misses	TF	Turnover Fouls	TWPC	Technical Water Polo Committee	PS	Penalty Shot								
ST	Steals					G	Goals								
						SP	Sprint (Won/Sprints)								
						X	Extra player shot								


Results
 Resultados / Résultats

REVISED
 13 AUG 8:04

FRA 4 - 7 MNE
(0:2, 0:3, 1:0, 3:2)
Referees: KOGANOV Mark (AZE)
 MOLNAR Peter (HUN)

TWPC Delegates: EL ALLAM Farid
 IBERN Manuel

FRA - France (White)

Cap No.	Name	Estimated Time Played	Goals/Shots							AS	TF	ST	BL	SP	Personal Fouls				
			Total	%	A	C	X	5m	PS						CA	20C	20F	2EX	P
*1	GARSAU Remi	32:00										3							
*2	SAUDADIER Remi	13:45	0/1	0.0			0/1									1	1		
*3	KOVACEVIC Igor	26:17	0/1	0.0			0/1				1			0/4		1			
4	KHASZ Enzo	15:41	1/1	100.0		1/1											1		
5	BLARY Romain	8:51	0/2	0.0	0/1	0/1							1			1			
*6	SIMON Thibaut	22:48	0/2	0.0			0/2				5	2	1			1			
*7	CROUSILLAT Ugo	28:59	1/5	20.0	0/1		0/1	1/3			1	2		1			1		
8	IZDINSKY Michal	8:46	0/1	0.0	0/1						1								
*9	MARZOUKI Mehdi	28:22	1/8	12.5	0/1		0/3	0/3		1/1		1				1	1		
10	PEISSON Mathieu	12:40	1/1	100.0			1/1				2	1							
11	TOMASEVIC Petar	17:46														1			
*12	CAMARASA Alexandre	8:05	0/1	0.0	0/1											1			
13	MORIAME Jonathan																		
Totals			4/23	17.4	0/5	1/2	0/4	2/11		1/1	2	14	6	3	0/4	7	4		
Cap No.	Goalkeepers	Saves/Shots							Timeouts		Exclusions with Substitution		Exclusions w/Subst after 4 min.						
Total	%	A	C	X	5m	PS	CA												
*1	GARSAU Remi	5/12	41.7	0/2	1/2	1/3	3/5												
13	MORIAME Jonathan																		
Totals			5/12	41.7	0/2	1/2	1/3	3/5											

MNE - Montenegro (Blue)

Cap No.	Name	Estimated Time Played	Goals/Shots							AS	TF	ST	BL	SP	Personal Fouls				
			Total	%	A	C	X	5m	PS						CA	20C	20F	2EX	P
1	RADIC Zdravko																		
*2	BRGULJAN Drasko	26:57	0/2	0.0			0/2					4	1/1			1			
3	PASKOVIC Vjekoslav	14:13	1/2	50.0		1/1	0/1						2/2						
*4	PETROVIC Antonio	17:03	0/2	0.0	0/1	0/1							1						
5	BRGULJAN Darko	15:39	2/5	40.0	2/2	0/1	0/1	0/1				1		1		1			
*6	RADOVIC Aleksandar	24:31	3/3	100.0			1/1	2/2			1		1		1	1			
*7	JANOVIC Mladan	26:26	0/3	0.0	0/1		0/1	0/1			2	1		1/1			1		
8	CUCKOVIC Uros	3:32														1			
*9	IVOVIC Aleksandar	28:53	0/6	0.0	0/2	0/1		0/2		0/1		1	2						
10	MISIC Sasa	9:13	1/2	50.0		0/1	1/1					2							
*11	KLIKOVAC Filip	12:19										3							
12	JOKIC Predrag	13:14										1	1						
*13	SCEPANOVIC Milos	32:00											1						
Totals			7/25	28.0	2/6	1/5	2/4	2/9		0/1	3	9	5	6	4/4	2	3		
Cap No.	Goalkeepers	Saves/Shots							Timeouts		Exclusions with Substitution		Exclusions w/Subst after 4 min.						
Total	%	A	C	X	5m	PS	CA												
1	RADIC Zdravko																		
*13	SCEPANOVIC Milos	8/12	66.7	1/1	1/2	2/2	4/6	0/1											
Totals			8/12	66.7	1/1	1/2	2/2	4/6	0/1										



Results

Resultados / Résultats

REVISED
13 AUG 8:04

FRA 4 - 7 MNE

(0:2, 0:3, 1:0, 3:2)

Referees: KOGANOV Mark (AZE)
 MOLNAR Peter (HUN)

TWPC Delegates: EL ALLAM Farid
 IBERN Manuel

Period	FRA - France													MNE - Montenegro																				
	Possession		EX	Goals (G) / Misses (M)										Extramen Efficiency	CT	Possession		EX	Goals (G) / Misses (M)										Extramen Efficiency	CT				
	#	Time		X		AA		FT		5mF		PS				G	ATT		%	#	Time	X		AA		FT		5mF			PS		G	ATT
			G	M	G	M	G	M	G	M	G	M	G	M	G			M				G	M	G	M	G	M	G	M	G	M	G		
Quarter 1	9	3:42		0	1		4						2			0	1	0.0		8	4:18		1	1	1	2			2			1	2	50.0
Quarter 2	9	4:22		0	1		2						2			0	1	0.0		10	3:38		1	1	3			1			1	1	100.0	
Quarter 3	9	3:13		0	1	1							1			0	1	0.0		7	4:47		0	1		2			1		0	1	0.0	
Quarter 4	8	4:00		0	1	1		1		1	4					0	1	0.0	1	8	4:00				1	2	1	3		1				
Totals	35	15:17		0	4	2	6	1		1	9				0	4	0.0	1	33	16:43		2	2	3	9	1	3	1	4		2	4	50.0	

Match FRA - MNE																
Possession		EX	2EX	Goals (G) / Misses (M)										Extramen Efficiency	CT	
#	Time			X		AA		FT		5mF		PS				G
		G	M	G	M	G	M	G	M	G	M	G	ATT	%		
68	32:00			2	6	5	15	2	3	2	13		2	8	25.0	1

Legend:									
#	Number of possessions	%	Efficiency	*	Starting line-up	20C	20 seconds exclusion in the centre forward position		
20F	20 seconds exclusion in the field			2EX	Double Exclusion	5m	5 metre shot		
A	Action shot	AA	All Action shots (A, C and CA)	CA	Counter Attack	AS	Assists		
BL	Blocked shots	C	Centre shot			CT	Corner Throws		
EX	Exclusion (S - with substitution, N - with substitution after 4 min.)	No.	Number	P	Penalty	FT	Free throw		
M	Misses	TF	Turnover Fouls	TWPC	Technical Water Polo Committee	PS	Penalty Shot		
ST	Steals					G	Goals		
						SP	Sprint (Won/Sprints)		
						X	Extra player shot		

correction timeout data



Results

Resultados / Résultats

SRB 9 - 9 GRE

(1:2, 0:2, 4:3, 4:2)

Referees: KOGANOV Mark (AZE)
 PEILA Joe (USA)

TWPC Delegates: KURODA Ken
 SHARONOV Evgeny

SRB - Serbia (White)

Cap No.	Name	Estimated Time Played	Goals/Shots							AS	TF	ST	BL	SP	Personal Fouls						
			Total	%	A	C	X	5m	PS						CA	20C	20F	2EX	P	EX	
1	PIJETLOVIC Gojko																				
*2	MANDIC Dusan	24:58									1	1								2	
3	GOCIC Zivko	16:35	1/1	100.0	1/1								1	0/2					1	1	
*4	RANDELOVIC Sava	3:05																		2	
*5	CUK Milos	17:38	1/4	25.0	0/1			1/2	0/1					1/1							
6	PIJETLOVIC Dusko	16:41	0/2	0.0				0/1	0/1		1	2									
*7	NIKIC Slobodan	14:17	1/2	50.0			1/1	0/1				2								1	
8	ALEKSIC Milan	17:20	1/3	33.3				1/1	0/2		1	2	2	1							
9	JAKSIC Nikola	12:36	1/1	100.0				1/1												2	
*10	FILIPOVIC Filip	22:28	2/4	50.0					2/4										1	1	
*11	PRLAINOVIC Andrija	30:28	1/4	25.0				1/1	0/3		1	1								1	
12	MITROVIC Stefan	15:54	1/3	33.3	0/1	1/1			0/1			2		1	0/1						
*13	MITROVIC Branislav	32:00											1								
Totals			9/24	37.5	1/3	2/2	4/7	2/12			3	12	4	3	1/4				6	5	1
Cap No.	Goalkeepers	Saves/Shots							Timeouts		Exclusions with Substitution		Exclusions w/Subst after 4 min.								
Total	%	A	C	X	5m	PS	CA														
1	PIJETLOVIC Gojko													2							
*13	MITROVIC Branislav	8/17	47.1	1/2		1/6	6/8	0/1					0								
Totals		8/17	47.1	1/2		1/6	6/8	0/1					0								

GRE - Greece (Blue)

Cap No.	Name	Estimated Time Played	Goals/Shots							AS	TF	ST	BL	SP	Personal Fouls						
			Total	%	A	C	X	5m	PS						CA	20C	20F	2EX	P	EX	
*1	FLEGGAS Konstantinos	32:00																			
*2	MYLONAKIS Emmanouil	20:31	0/1	0.0				0/1						0/1						3	S
3	DERVISIS Georgios	7:41	0/1	0.0				0/1											2	1	S
4	GENIDOUNIAS Konstantinos	19:19	1/2	50.0				1/2					1	2/2							
*5	FOUNTOULIS Ioannis	28:31	4/9	44.4	1/1			2/3	0/4	1/1	1	1	1						1		
6	PONTIKEAS Kyriakos	11:26	1/1	100.0				1/1					2						1		
*7	AFROUDAKIS Christos	26:39	0/2	0.0					0/2		1	1	1								
*8	DELAKAS Evangelos Ioannis	11:17	0/1	0.0					0/1					1/1					1	1	
*9	MOURIKIS Konstantinos	16:23	0/2	0.0				0/1	0/1			4									
10	KOLOMVOS Christodoulos	17:16	1/1	100.0				1/1				2								2	
11	GOUNAS Alexandres	5:09	0/1	0.0	0/1																
*12	VLACHOPOULOS Angelos	27:48	2/3	66.7				1/1	1/2		1	1	1								
13	GALANOPOULOS Stefanos																				
Totals			9/24	37.5	1/2		5/8	2/13	1/1		3	13	5	1	3/4				7	5	2
Cap No.	Goalkeepers	Saves/Shots							Timeouts		Exclusions with Substitution		Exclusions w/Subst after 4 min.								
Total	%	A	C	X	5m	PS	CA														
*1	FLEGGAS Konstantinos	6/15	40.0	0/1	0/2	1/5	5/7							4							
13	GALANOPOULOS Stefanos													2							
Totals		6/15	40.0	0/1	0/2	1/5	5/7							0							



Results

Resultados / Résultats

SRB 9 - 9 GRE

(1:2, 0:2, 4:3, 4:2)

Referees: KOGANOV Mark (AZE)
 PEILA Joe (USA)

TWPC Delegates: KURODA Ken
 SHARONOV Evgeny

Period	SRB - Serbia													GRE - Greece																	
	Possession		EX	Goals (G) / Misses (M)					Extramén Efficiency			CT	Possession		EX	Goals (G) / Misses (M)					Extramén Efficiency			CT							
	#	Time		X	AA	FT	5mF	PS	G	ATT	%		#	Time		X	AA	FT	5mF	PS	G	ATT	%								
			G	M	G	M	G	M	G	M	G	M	G	M	G	M	G	M	G	M	G	M	G	M	G	M	G	M	G	M	
Quarter 1	8	4:08		0	2			1	1	3		0	2	0.0	1	7	3:52		1		1		1	1	1	1	1	1	100.0	1	
Quarter 2	7	3:42		0	1		2			3		0	1	0.0		7	4:18		2	1			1					2	3	66.7	1
Quarter 3	10	3:14		2		1			1	3		2	2	100.0		10	4:46	1	0	1	1			1	2	2					
Quarter 4	8	3:05		2		2						2	2	100.0		9	4:55	1	2	1			2		3		2	3	66.7	1	
Totals	33	14:09		4	3	3	2		1	2	9		4	7	57.1	1	33	17:51	2	5	3	1	1	5	2	6	1	5	7	71.4	3

Match SRB - GRE																
Possession		EX	2EX	Goals (G) / Misses (M)					Extramén Efficiency			CT				
#	Time			X	AA	FT	5mF	PS	G	ATT	%					
66	32:00	2		9	6	4	3		6	4	15	1	9	14	64.3	4

Legend:															
#	Number of possessions	%	Efficiency	*	Starting line-up	20C	20 seconds exclusion in the centre forward position								
20F	20 seconds exclusion in the field			2EX	Double Exclusion	5m	5 metre shot								
A	Action shot	AA	All Action shots (A, C and CA)	CA	Counter Attack	AS	Assists								
BL	Blocked shots	C	Centre shot			CT	Corner Throws								
EX	Exclusion (S - with substitution, N - with substitution after 4 min.)	No.	Number	P	Penalty	FT	Free throw								
M	Misses			TWPC	Technical Water Polo Committee	PS	Penalty Shot								
ST	Steals	TF	Turnover Fouls			G	Goals								
						SP	Sprint (Won/Sprints)								
						X	Extra player shot								



Results

Resultados / Résultats

ITA 11 - 8 FRA

(4:3, 4:1, 1:2, 2:2)

Referees: KORYZNA Radoslaw Piotr (POL)
 NAUMOV Sergey (RUS)

TWPC Delegates: PINKER Guy Don
 SHAW Bill

ITA - Italy (White)

Cap No.	Name	Estimated Time Played	Goals/Shots							AS	TF	ST	BL	SP	Personal Fouls					
			Total	%	A	C	X	5m	PS						CA	20C	20F	2EX	P	EX
*1	TEMPESTI Stefano	16:00																		
*2	di FULVIO Francesco	22:41	1/5	20.0			0/1	1/4						2/2						
3	GITTO Niccolo'	14:04										1	1						1	
*4	FIGLIOLI Pietro	21:42	2/7	28.6	0/1		0/1	1/4		1/1				2/2				1	1	
5	FONDELLI Andrea	14:37	0/1	0.0			0/1											1		
6	VELOTTO Alessandro	17:58	1/2	50.0		0/1	1/1						1							
*7	NORA Alessandro	10:13	0/2	0.0	0/2															
8	GALLO Valentino	17:52	0/1	0.0			0/1						2							
*9	PRESCIUTTI Christian	24:50	2/2	100.0			1/1	1/1					2		1					
*10	BODEGAS Michael Alexandre	20:15	1/2	50.0		1/2							3					1		
11	AICARDI Matteo	15:24	4/5	80.0	0/1	3/3				1/1					1			2		
*12	PRESCIUTTI Nicholas	12:24	0/3	0.0	0/1	0/1		0/1										1		
13	del LUNGO Marco	16:00												2						
Totals			11/30	36.7	0/5	4/7	2/6	3/10		2/2			9	9	6	2	4/4	5	2	1
Cap No.	Goalkeepers	Saves/Shots							Timeouts		Exclusions with Substitution		Exclusions w/Subst after 4 min.							
Total	%	A	C	X	5m	PS	CA													
*1	TEMPESTI Stefano	7/11	63.6	1/2	1/2	1/3	4/4						4							
13	del LUNGO Marco	3/7	42.9	0/1	1/2	0/1	2/2	0/1					0							
Totals			10/18	55.6	1/3	2/4	1/4	6/6	0/1				0							

FRA - France (Blue)

Cap No.	Name	Estimated Time Played	Goals/Shots							AS	TF	ST	BL	SP	Personal Fouls					
			Total	%	A	C	X	5m	PS						CA	20C	20F	2EX	P	EX
*1	GARSAU Remi	32:00																		
*2	SAUDADIER Remi	16:13																		
*3	KOVACEVIC Igor	29:19	2/4	50.0			2/2	0/2						0/4				1	1	
4	KHASZ Enzo	3:00																	1	S
5	BLARY Romain	17:56	2/3	66.7		2/3							2							
*6	SIMON Thibaut	20:40	2/3	66.7	1/1			0/1	1/1									1		
*7	CROUSILLAT Ugo	28:28	1/5	20.0	1/1		0/1	0/3					1	1						
8	IZDINSKY Michal	8:38	0/3	0.0	0/1			0/2												
*9	MARZOUKI Mehdi	29:48	0/5	0.0				0/5					1	2	1			1		
10	PEISSON Mathieu	11:36									1								2	
11	TOMASEVIC Petar	13:36	1/1	100.0			1/1											2		
*12	CAMARASA Alexandre	12:46	0/3	0.0	0/1	0/2							2	1				1		
13	MORIAME Jonathan																			
Totals			8/27	29.6	2/4	2/5	3/4	0/13	1/1				3	11	4	1	0/4	5	5	1
Cap No.	Goalkeepers	Saves/Shots							Timeouts		Exclusions with Substitution		Exclusions w/Subst after 4 min.							
Total	%	A	C	X	5m	PS	CA													
*1	GARSAU Remi	10/21	47.6	4/4	3/7	1/3	2/5	0/2					4							
13	MORIAME Jonathan												1							
Totals			10/21	47.6	4/4	3/7	1/3	2/5	0/2				0							



Results

Resultados / Résultats

ITA 11 - 8 FRA

(4:3, 4:1, 1:2, 2:2)

Referees: KORYZNA Radoslaw Piotr (POL)
 NAUMOV Sergey (RUS)

TWPC Delegates: PINKER Guy Don
 SHAW Bill

Period	ITA - Italy													FRA - France																						
	Possession		EX	Goals (G) / Misses (M)					Extramén Efficiency			CT	Possession		EX	Goals (G) / Misses (M)					Extramén Efficiency			CT												
				X	AA	FT	5mF	PS	G	ATT	%					X	AA	FT	5mF	PS	G	ATT	%													
	#	Time	G	M	G	M	G	M	G	M	G	M	G	M	G	M	G	M	G	M	G	M	G	M	G	M	G	M	G	M	G	M				
Quarter 1	7	3:41			2	1	1					1	1			2	2	100.0			7	4:19	1	1	1	2			1	3			1	1	100.0	
Quarter 2	9	3:32					3	3			1	1							1	8	4:28		1			2			3			1	1	100.0	3	
Quarter 3	9	4:40					1	2		1		3								1	9	3:20				1	2			4	1					
Quarter 4	7	5:44			0	3	1	3			1	1			0	2	0.0			2	8	2:16		1		1	1			2			1	1	100.0	
Totals	32	17:37			2	4	6	8			1	3	6		2	4	50.0	4		32	14:23	1	3	1	4	5		1	12	1	3	3	100.0	3		

Match ITA - FRA																	
Possession		EX	2EX	Goals (G) / Misses (M)					Extramén Efficiency			CT					
				X	AA	FT	5mF	PS	G	ATT	%						
#	Time			G	M	G	M	G	M	G	M	G	M	G	ATT	%	
64	32:00	1		5	5	10	13			2	3	18	1		5	7	71.4

Legend:									
#	Number of possessions	%	Efficiency	*	Starting line-up	20C	20 seconds exclusion in the centre forward position		
20F	20 seconds exclusion in the field			2EX	Double Exclusion	5m	5 metre shot	5mF	5m shot in the field
A	Action shot	AA	All Action shots (A, C and CA)	CA	Counter Attack	AS	Assists	ATT	Attempts
BL	Blocked shots	C	Centre shot			CT	Corner Throws		
EX	Exclusion (S - with substitution, N - with substitution after 4 min.)	No.	Number	P	Penalty	FT	Free throw	G	Goals
M	Misses	TF	Turnover Fouls	TWPC	Technical Water Polo Committee	PS	Penalty Shot	SP	Sprint (Won/Sprints)
ST	Steals					X	Extra player shot		



Results

Resultados / Résultats

USA 9 - 10 ESP

(2:4, 3:1, 2:3, 2:2)

Referees: ALEXANDRESCU Adrian (ROU)
 MOLNAR Peter (HUN)

TWPC Delegates: EL ALLAM Farid
 PAPAZIAN Richard

USA - United States (White)

Cap No.	Name	Estimated Time Played	Goals/Shots							AS	TF	ST	BL	SP	Personal Fouls						
			Total	%	A	C	X	5m	PS						CA	20C	20F	2EX	P	EX	
*1	MOSES Merrill	32:00										1									
2	DUNSTAN Thomas	8:06									1							1			
3	HALLOCK Benjamin	9:36											1								
4	OBERT Alex	8:49	0/2	0.0		0/1		0/1			2						1	1			
5	ROELSE Alex	13:01										1					3			S	
*6	CUPIDO Luca	27:34	1/4	25.0			0/1	1/3			2						1	1		S	
*7	SAMUELS Joshua	15:30	0/2	0.0	0/1			0/1						2/2			2		1	S	
*8	AZEVEDO Tony	29:34	1/5	20.0		0/1	0/1	1/3		2	4										
*9	BOWEN Alex	25:28	3/3	100.0			2/2	1/1			3							1			
10	BONANNI Bret	22:54	4/7	57.1	1/2		1/2	2/3						1/2							
*11	SMITH Jesse	18:12															2				
*12	MANN John	13:16	0/2	0.0		0/2					1						1	1		S	
13	BARON McQuin																				
Totals			9/25	36.0	1/3	0/4	3/6	5/12			2	14	2	1	3/4		4	9	2	1	4
Cap No.	Goalkeepers	Saves/Shots							Timeouts		Exclusions with Substitution		Exclusions w/Subst after 4 min.								
Total	%	A	C	X	5m	PS	CA														
*1	MOSES Merrill	10/20	50.0	3/6	1/1	1/4	5/7	0/1	0/1					4		4					
13	BARON McQuin																				
Totals		10/20	50.0	3/6	1/1	1/4	5/7	0/1	0/1												

ESP - Spain (Blue)

Cap No.	Name	Estimated Time Played	Goals/Shots							AS	TF	ST	BL	SP	Personal Fouls						
			Total	%	A	C	X	5m	PS						CA	20C	20F	2EX	P	EX	
1	AGUILAR VICENTE Inaki																				
2	MUNARRIZ EGANA Alberto	19:20	2/4	50.0	1/2	0/1		1/1			1	1					1				
*3	ROCA BARCELO Marc	9:53															1	1		S	
4	ALARCON TEVAR Ricard	6:33									1		1								
*5	MOLINA RIOS Guillermo	32:00	2/6	33.3	2/3			0/3			1	1					1				
*6	MINGUELL ALFEREZ Marc	14:26	0/2	0.0	0/1			0/1									2	1			
*7	SZIRANYI SOMOGYI Balasz	18:46									4										
*8	ESPANOL LIFANTE Albert	32:00	2/4	50.0			1/1	0/2	1/1		1	2	1	0/1			1	1			
9	TAHULL COMPTE Roger	13:08	0/1	0.0	0/1								1								
10	FERNANDEZ MIRANDA Francisco	16:04												1/2			1	1	1	S	
11	MALLARACH GUELL Blai	13:45	1/3	33.3	0/2			1/1													
*12	ECHENIQUE SAGLIETTI Gonzalo	16:05	3/6	50.0			1/1	1/4		1/1			2	1	0/1		2			S	
*13	LOPEZ PINEDO Daniel	32:00											1								
Totals			10/26	38.5	3/9	0/1	3/4	2/10	1/1	1/1	1	10	6	3	1/4		5	7	2		3
Cap No.	Goalkeepers	Saves/Shots							Timeouts		Exclusions with Substitution		Exclusions w/Subst after 4 min.								
Total	%	A	C	X	5m	PS	CA														
1	AGUILAR VICENTE Inaki																				
*13	LOPEZ PINEDO Daniel	7/16	43.8	1/2	3/3	0/3	3/8														
Totals		7/16	43.8	1/2	3/3	0/3	3/8														



Results
Resultados / Résultats

USA 9 - 10 ESP
(2:4, 3:1, 2:3, 2:2)

Referees: ALEXANDRESCU Adrian (ROU)
MOLNAR Peter (HUN)

TWPC Delegates: EL ALLAM Farid
PAPAZIAN Richard

Period	USA - United States														ESP - Spain																							
	Possession		EX	Goals (G) / Misses (M)										Extramen Efficiency		CT	Possession		EX	Goals (G) / Misses (M)										Extramen Efficiency		CT						
	#	Time		X		AA		FT		5mF		PS		G	ATT		%	#		Time	X		AA		FT		5mF		PS		G		ATT	%				
Quarter 1	9	4:26		0	1		2	1	1	1	3						2	8	3:34		1	2						1	2				1	1	100.0			
Quarter 2	8	4:17		2		1	2							2	2	100.0	1	9	3:43				2					5	1						1			
Quarter 3	8	4:46	2	1	1		1	1	1		2			1	1	100.0		9	3:14	2	1	1	2	2				1					1	1	100.0			1
Quarter 4	9	3:39	2	0	1		1			2				0	1	0.0		8	4:21	1	1		3	1								1	1	100.0				
Totals	34	17:08	4	3	3	1	6	2	2	3	5			3	4	75.0	3	34	14:52	3	3	1	4	7	1			1	8	1	3	3	100.0			2		

Match USA - ESP																	
Possession		EX	2EX	Goals (G) / Misses (M)										Extramen Efficiency		CT	
#	Time			X		AA		FT		5mF		PS		G	ATT		%
68	32:00	7	4	6	4	5	13	3	2	4	13	1		6	7	85.7	5

Legend:															
#	Number of possessions	%	Efficiency	*	Starting line-up	20C	20 seconds exclusion in the centre forward position								
20F	20 seconds exclusion in the field		2EX	Double Exclusion	5m	5 metre shot	5mF	5m shot in the field							
A	Action shot	AA	All Action shots (A, C and CA)	CA	Corner Throws	AS	Assists	ATT	Attempts						
BL	Blocked shots	C	Centre shot	CT	Counter Attack	FT	Free throw	G	Goals						
EX	Exclusion (S - with substitution, N - with substitution after 4 min.)	No.	Number	P	Penalty	PS	Penalty Shot	SP	Sprint (Won/Sprints)						
M	Misses	TF	Turnover Fouls	TWPC	Technical Water Polo Committee	X	Extra player shot								



Results

Resultados / Résultats

CRO 8 - 7 MNE

(2:2, 2:1, 1:2, 3:2)

Referees: STAVRIDIS Georgios (GRE)
 FLAHIVE Daniel Gerrard (AUS)

TWPC Delegates: RACINE Jacques
 IBERN Manuel

CRO - Croatia (White)

Cap No.	Name	Estimated Time Played	Goals/Shots							AS	TF	ST	BL	SP	Personal Fouls					
			Total	%	A	C	X	5m	PS						CA	20C	20F	2EX	P	EX
*1	PAVIC Josip	32:00									1		1							
2	BURIC Damir	15:29	1/3	33.3		1/1		0/2				1	2							
3	PETKOVIC Antonio	6:58	0/1	0.0				0/1												
*4	LONCAR Luka	15:27	2/5	40.0	0/1	1/2	1/2					2						1		
*5	JOKOVIC Maro	27:34	1/2	50.0	1/1			0/1				1	2	1	1/1			1		
6	BUKIC Luka	17:40	2/2	100.0		1/1		1/1				2			0/1					
7	MACAN Marko	7:32																1		
*8	BUSLJE Andro	12:01										1						2		
*9	SUKNO Sandro	27:16	2/5	40.0	0/1			1/3		1/1			1					1		
10	KRAPIC Ivan	12:36	0/2	0.0		0/2						2								
*11	SETKA Andelo	19:18	0/2	0.0		0/1	0/1					1	2	1	2/2					
*12	GARCIA GADEA Javier	30:09	0/3	0.0				0/3				2	1	1						
13	BIJAC Marko																			
Totals			8/25	32.0	1/3	3/7	1/3	2/11		1/1		5	15	7	3/4			4	2	
Cap No.	Goalkeepers	Saves/Shots							Timeouts		Exclusions with Substitution		Exclusions w/Subst after 4 min.							
Total	%	A	C	X	5m	PS	CA													
*1	PAVIC Josip	12/19	63.2	5/5	1/2	0/2	6/10													
13	BIJAC Marko																			
Totals		12/19	63.2	5/5	1/2	0/2	6/10													

MNE - Montenegro (Blue)

Cap No.	Name	Estimated Time Played	Goals/Shots							AS	TF	ST	BL	SP	Personal Fouls					
			Total	%	A	C	X	5m	PS						CA	20C	20F	2EX	P	EX
1	RADIC Zdravko																			
*2	BRGULJAN Drasko	23:56	1/2	50.0			1/1	0/1				2	2		0/2					
3	PASKOVIC Vjekoslav	16:58	0/1	0.0	0/1							1	1		1/2					
*4	PETROVIC Antonio	13:20	1/1	100.0				1/1										1		
5	BRGULJAN Darko	21:18	2/5	40.0	0/1	0/1	1/1	1/2												
*6	RADOVIC Aleksandar	19:13	0/1	0.0				0/1					2					1		
*7	JANOVIC Mladan	28:12	2/6	33.3	0/3			2/3				2						2		
*8	CUCKOVIC Uros	8:15																		
*9	IVOVIC Aleksandar	31:21	1/7	14.3	0/1	1/2		0/4				1	2							
10	MISIC Sasa	2:56										1								
11	KLIKOVAC Filip	11:01										3						1		
12	JOKIC Predrag	15:30	0/1	0.0				0/1										2		
*13	SCEPANOVIC Milos	32:00											2							
Totals			7/24	29.2	0/6	1/3	2/2	4/13				12	9		1/4			6	1	
Cap No.	Goalkeepers	Saves/Shots							Timeouts		Exclusions with Substitution		Exclusions w/Subst after 4 min.							
Total	%	A	C	X	5m	PS	CA													
1	RADIC Zdravko																			
*13	SCEPANOVIC Milos	9/17	52.9	2/3	3/6	0/1	4/6	0/1												
Totals		9/17	52.9	2/3	3/6	0/1	4/6	0/1												



Results

Resultados / Résultats

CRO 8 - 7 MNE

(2:2, 2:1, 1:2, 3:2)

Referees: STAVRIDIS Georgios (GRE)
 FLAHIVE Daniel Gerrard (AUS)

TWPC Delegates: RACINE Jacques
 IBERN Manuel

Period	CRO - Croatia													MNE - Montenegro																			
	Possession		EX	Goals (G) / Misses (M)										Extramen Efficiency	CT	Possession		EX	Goals (G) / Misses (M)										Extramen Efficiency	CT			
	#	Time		X	AA		FT		5mF		PS		G			ATT	%		#	Time	X	AA		FT		5mF		PS			G	ATT	%
			G		M	G	M	G	M	G	M	G		M	G			M				G	M	G	M	G	M	G	M	G			
Quarter 1	11	3:02				2	2					5				1	6	4:58		1									1	1	100.0	1	
Quarter 2	8	4:14		0	1	2	1							0	1	0.0	2	8	3:46								1	2			1		
Quarter 3	9	3:35		0	1	1	1			1		1		0	1	0.0			4:25				1	3		2	1	1					
Quarter 4	8	4:02		1		2	2			1				1	1	100.0	1	9	3:58		1			2		1	3		1	1	100.0		
Totals	36	14:53		1	2	5	6	2	2	7		7		1	3	33.3	4	32	17:07		2		1	8	1	3	3	6		2	2	100.0	2

Match CRO - MNE																
Possession		EX	2EX	Goals (G) / Misses (M)										Extramen Efficiency		CT
#	Time			X	AA		FT		5mF		PS		G	ATT	%	
		G	M		G	M	G	M	G	M	G	M				
68	32:00			3	2	6	14	3	5	3	13		3	5	60.0	6

Legend:										
#	Number of possessions	%	Efficiency	*	Starting line-up	20C	20 seconds exclusion in the centre forward position			
20F	20 seconds exclusion in the field			2EX	Double Exclusion	5m	5 metre shot		5mF	5m shot in the field
A	Action shot	AA	All Action shots (A, C and CA)		AS	Assists		ATT	Attempts	
BL	Blocked shots	C	Centre shot		CA	Counter Attack		CT	Corner Throws	
EX	Exclusion (S - with substitution, N - with substitution after 4 min.)				FT	Free throw		G	Goals	
M	Misses	No.	Number		P	Penalty		PS	Penalty Shot	
ST	Steals	TF	Turnover Fouls		TWPC	Technical Water Polo Committee		SP	Sprint (Won/Sprints)	
								X	Extra player shot	



Results

Resultados / Résultats

JPN 8 - 16 BRA

(2:5, 1:3, 4:4, 1:4)

Referees: PERIS Nenad (CRO)
 BUCH Xevi (ESP)

TWPC Delegates: BALFANBAYEV Alan
 FIROIU Niculae

JPN - Japan (White)

Cap No.	Name	Estimated Time Played	Goals/Shots							AS	TF	ST	BL	SP	Personal Fouls				
			Total	%	A	C	X	5m	PS						CA	20C	20F	2EX	P
*1	TANAMURA Katsuyuki	32:00	0/1	0.0				0/1				4							
2	ADACHI Seiya	19:21	1/2	50.0			1/1	0/1			1					1			
*3	ARAI Atsushi	19:30	1/4	25.0	0/1	1/1	0/1	0/1			1							1	
*4	SHIGA Mitsuaki	27:02	2/4	50.0	1/1			1/3			1	2	1	3/4		1		1	
5	YANASE Akira	9:46	0/1	0.0			0/1					1							
*6	IIDA Atsuto	19:34	0/1	0.0				0/1			2	1				2			
*7	SHIMIZU Yusuke	16:43	0/1	0.0			0/1				2	1				1			
8	KADONO Yuki	4:32	0/1	0.0			0/1												
*9	TAKEI Koji	32:00	2/8	25.0	0/3		1/3	0/1	1/1		2	1							
10	YASUDA Kenya	6:39									1							1	
*11	OKAWA Keigo	22:38	2/6	33.3	1/1		0/1	1/4			1					1			
12	HAZUI Shota	14:15	0/1	0.0	0/1							2				1			
13	FUKUSHIMA Tomoyoshi																		
Totals			8/30	26.7	2/7	1/1	2/9	2/12	1/1		1	13	11		3/4	3	4		3
Cap No.	Goalkeepers	Saves/Shots							Timeouts		Exclusions with Substitution		Exclusions w/Subst after 4 min.						
Total	%	A	C	X	5m	PS	CA												
*1	TANAMURA Katsuyuki	5/21	23.8	1/4	0/5	2/5	1/2	1/3	0/2										
13	FUKUSHIMA Tomoyoshi																		
Totals		5/21	23.8	1/4	0/5	2/5	1/2	1/3	0/2										

BRA - Brazil (Blue)

Cap No.	Name	Estimated Time Played	Goals/Shots							AS	TF	ST	BL	SP	Personal Fouls				
			Total	%	A	C	X	5m	PS						CA	20C	20F	2EX	P
*1	SORO Slobodan	32:00									1	2							
*2	CRIVELLA Jonas	17:00	0/1	0.0							1	1	1					1	
3	FRANCO Ruda	8:00	0/1	0.0	0/1							2							
4	ALONSO Ives	10:41														1	1		
5	SALEMI Paulo	11:52	1/2	50.0			0/1		1/1	1						2			
*6	ONETO GOMES Bernardo	29:32	2/4	50.0				1/3	1/1	1	3	1		0/1	1				
*7	BACHES Adrian	24:59	2/2	100.0	1/1		1/1			2	1	1	1	1/2					
*8	da COSTA E SILVA Felipe	19:14	1/1	100.0			1/1					2	1			2			
9	ROCHA Bernardo	15:51								2		1				2			
*10	PERRONE Felipe	28:04	4/6	66.7	2/2		1/1	0/1	0/1	1/1	5	4							
11	GUIMARAES Gustavo	7:43	1/1	100.0							2			0/1		2			
*12	VRLIC Josip	19:04	5/7	71.4		5/6	0/1			1	1								
13	ANTONELLI Vinicius																		
Totals			16/25	64.0	3/4	5/6	3/5	1/4	2/3	2/2	12	14	10	3	1/4	6	5		1
Cap No.	Goalkeepers	Saves/Shots							Timeouts		Exclusions with Substitution		Exclusions w/Subst after 4 min.						
Total	%	A	C	X	5m	PS	CA												
*1	SORO Slobodan	12/20	60.0	4/6	0/1	4/6	4/6	0/1											
13	ANTONELLI Vinicius																		
Totals		12/20	60.0	4/6	0/1	4/6	4/6	0/1											



Results
Resultados / Résultats

JPN 8 - 16 BRA
(2:5, 1:3, 4:4, 1:4)

Referees: PERIS Nenad (CRO)
BUCH Xevi (ESP)

TWPC Delegates: BALFANBAYEV Alan
FIROIU Niculae

Period	JPN - Japan													BRA - Brazil																											
	Possession		EX	Goals (G) / Misses (M)										Extramen Efficiency		CT	Possession		EX	Goals (G) / Misses (M)										Extramen Efficiency		CT									
	#	Time		X	AA	FT	5mF	PS	G	M	G	M	G	ATT	%		#	Time		X	AA	FT	5mF	PS	G	M	G	M	G	ATT	%										
Quarter 1	10	3:55		0	2	2		1	2			0	1	0.0		11	4:05			4	1			1	1	1															
Quarter 2	9	4:33		0	4	1					3	1	0	4	0.0	1	8	3:27		1	1	2														1	2	50.0			
Quarter 3	11	3:56		1		1	1					2	4		1	9	4:04		1	1	2	1					1	1								1	2	50.0			
Quarter 4	10	3:58		1	1		3							50.0		10	4:02		1		2	1		1			1									1	1	100.0			
Totals	40	16:22		2	7	3	5			1	2	9	1	25.0	2	38	15:38		3	2	10	3		1	1	2	2	1	3	5	60.0										

Match JPN - BRA																		
Possession		EX	2EX	Goals (G) / Misses (M)										Extramen Efficiency		CT		
#	Time			X	AA	FT	5mF	PS	G	M	G	M	G	ATT	%			
78	32:00			5	9	13	8		2	3	11	3	1	5	13	38.5		2

Legend:											
#	Number of possessions	%	Efficiency	*	Starting line-up	20C	20 seconds exclusion in the centre forward position				
20F	20 seconds exclusion in the field			2EX	Double Exclusion	5m	5 metre shot				
A	Action shot	AA	All Action shots (A, C and CA)	CA	Counter Attack	AS	Assists				
BL	Blocked shots	C	Centre shot			CT	Corner Throws				
EX	Exclusion (S - with substitution, N - with substitution after 4 min.)	No.	Number	P	Penalty	FT	Free throw				
M	Misses	TF	Turnover Fouls	TWPC	Technical Water Polo Committee	PS	Penalty Shot				
ST	Steals					G	Goals				
						SP	Sprint (Won/Sprints)				
						X	Extra player shot				



Results

Resultados / Résultats

HUN 9 - 9 AUS

(4:3, 2:2, 1:3, 2:1)

Referees: MARGETA Boris (SLO)
 GOMEZ Filippo (ITA)

TWPC Delegates: INOUE Takeshi
 BOOKELMAN Peter

HUN - Hungary (White)

Cap No.	Name	Estimated Time Played	Goals/Shots							AS	TF	ST	BL	SP	Personal Fouls					
			Total	%	A	C	X	5m	PS						CA	20C	20F	2EX	P	EX
1	NAGY Viktor																			
2	ZALANKI Gergo	12:03	0/2	0.0	0/1				0/1			1	1						1	
3	MANHERCZ Krisztian	15:12	1/4	25.0				1/1	0/3					0/1						
*4	ERDELYI Balazs	21:42	1/4	25.0	1/2			0/1	0/1					0/3						
*5	VAMOS Marton	25:09	2/4	50.0				1/1	1/3			1	1	1						
6	HOSNYANSZKY Norbert	18:11	0/1	0.0					0/1										1	
7	DECKER Adam	8:41										1						1	2	S
*8	SZIVOS Marton	13:13	1/1	100.0					1/1									1		
*9	VARGA Daniel	19:46	0/6	0.0	0/1				0/5			1		2					1	
*10	VARGA Denes	26:32	2/4	50.0	0/1	0/1	1/1		1/1			1	1							
11	KIS Gabor	13:30										4							2	
*12	HARAI Balazs	18:01	2/2	100.0		1/1	1/1					3		1					1	
*13	DECKER Attila	32:00																		
Totals			9/28	32.1	1/5	1/2	4/5	2/15	1/1			2	10	4	3	0/4		2	8	1
Cap No.	Goalkeepers	Saves/Shots							Timeouts		Exclusions with Substitution		Exclusions w/Subst after 4 min.							
Total	%	A	C	X	5m	PS	CA													
1	NAGY Viktor													4						
*13	DECKER Attila	10/19	52.6	4/6	1/2	1/6	4/5							1						
Totals		10/19	52.6	4/6	1/2	1/6	4/5							0						

AUS - Australia (Blue)

Cap No.	Name	Estimated Time Played	Goals/Shots							AS	TF	ST	BL	SP	Personal Fouls					
			Total	%	A	C	X	5m	PS						CA	20C	20F	2EX	P	EX
1	DENNERLEY Joel																			
*2	CAMPBELL Richie	26:48	4/8	50.0	1/2			2/2	1/4										2	
*3	FORD George	5:06	1/1	100.0				1/1				1							2	
4	COTTERILL John	19:07	1/3	33.3	1/1				0/2											1
5	MARTIN Tyler	8:02										1						2	1	
6	GILCHRIST Jarrod	12:22										1								
*7	ROACH Aidan	24:01	1/4	25.0				1/2	0/2					2						
*8	YOUNGER Aaron	29:34	0/5	0.0	0/3				0/2			1	1	1						
9	SWIFT Joel	12:08	1/2	50.0		0/1	1/1					1							1	
*10	KAYES Joe	18:06	1/2	50.0		1/1	0/1					3								
*11	HOWDEN Rhys	27:13	0/2	0.0	0/1				0/1			3	2		1	4/4		1		
12	EMERY Mitch	9:33																		
*13	STANTON-FRENCH James	32:00																		
Totals			9/27	33.3	2/7	1/2	5/7	1/11				4	12	2	1	4/4		7	2	1
Cap No.	Goalkeepers	Saves/Shots							Timeouts		Exclusions with Substitution		Exclusions w/Subst after 4 min.							
Total	%	A	C	X	5m	PS	CA													
1	DENNERLEY Joel													4						
*13	STANTON-FRENCH James	11/20	55.0	2/3	0/1	1/5	8/10	0/1						0						
Totals		11/20	55.0	2/3	0/1	1/5	8/10	0/1						0						



Results

Resultados / Résultats

HUN 9 - 9 AUS

(4:3, 2:2, 1:3, 2:1)

Referees: MARGETA Boris (SLO)
GOMEZ Filippo (ITA)

TWPC Delegates: INOUE Takeshi
BOOKELMAN Peter

Period	HUN - Hungary													AUS - Australia																		
	Possession		EX	Goals (G) / Misses (M)										Extramén Efficiency	CT	Possession		EX	Goals (G) / Misses (M)										Extramén Efficiency	CT		
				X		AA		FT		5mF		PS							X		AA		FT		5mF		PS					
	#	Time	G	M	G	M	G	M	G	M	G	M	G	ATT	%	#	Time	G	M	G	M	G	M	G	M	G	ATT	%				
Quarter 1	10	4:11		2		1	1			1	2			2	2	100.0	10	3:49		2		1	1				3		2	2	100.0	
Quarter 2	7	3:38		1		1				2	1			1	1	100.0	8	4:22		2		3	1			2		2	2	100.0		
Quarter 3	8	4:03		0	1		2			1	3						1	8	3:57		1		1	2			1	3		1	1	100.0
Quarter 4	7	4:35		1	1		1	1		1		5			1	1	100.0	3	7	3:25		0	2	1				1		0	2	0.0
Totals	32	16:27		1	4	1	2	5		1	2	12	1	4	4	100.0	4	33	15:33		5	2	3	6		1	1	9		5	7	71.4

Possession		EX	2EX	Goals (G) / Misses (M)										Extramén Efficiency		CT	
#	Time			X		AA		FT		5mF		PS		G	ATT		%
65	32:00	1		9	3	5	11		2	3	21	1		9	11	81.8	6

Legend:							
#	Number of possessions	%	Efficiency	*	Starting line-up	20C	20 seconds exclusion in the centre forward position
20F	20 seconds exclusion in the field			2EX	Double Exclusion	5m	5 metre shot
A	Action shot	AA	All Action shots (A, C and CA)	AS		5mF	5m shot in the field
BL	Blocked shots	C	Centre shot	CA	Counter Attack	CT	Corner Throws
EX	Exclusion (S - with substitution, N - with substitution after 4 min.)	FT		FT		G	Goals
M	Misses	No.	Number	P	Penalty	PS	Penalty Shot
ST	Steals	TF	Turnover Fouls	TWPC	Technical Water Polo Committee	SP	Sprint (Won/Sprints)
						X	Extra player shot



Results
Resultados / Résultats

AUS 8 - 6 JPN
(1:2, 2:1, 3:2, 2:1)

Referees: BUCH Xevi (ESP)
PEILA Joe (USA)

TWPC Delegates: EL ALLAM Farid
SHARONOV Evgeny

AUS - Australia (White)

Cap No.	Name	Estimated Time Played	Goals/Shots							AS	TF	ST	BL	SP	Personal Fouls									
			Total	%	A	C	X	5m	PS						CA	20C	20F	2EX	P	EX				
1	DENNERLEY Joel	28:19																						
*2	CAMPBELL Richie	28:46	0/5	0.0	0/2	0/1	0/1	0/1			4	1	1											
3	FORD George	11:01	0/1	0.0					0/1			1								1				
*4	COTTERILL John	27:03									2	3								1	1			
5	MARTIN Tyler	9:04	0/1	0.0	0/1							1												
6	GILCHRIST Jarrod	18:46	0/1	0.0		0/1				1		2												
*8	YOUNGER Aaron	23:59	3/6	50.0	1/1	0/1	2/4			1	1	4								1	2	1	S	
9	SWIFT Joel	10:42	1/2	50.0		0/1	1/1														1			
*10	KAYES Joe	17:25	4/7	57.1	0/2	2/3	1/1	1/1			3	1									1			
*11	HOWDEN Rhys	29:49	0/2	0.0		0/1	0/1			1	3	1		4/4										
*12	EMERY Mitch	15:25																						
*13	STANTON-FRENCH James	3:41																						
(S)	ROACH Aidan																							
Totals			8/25	32.0	1/6	2/8	4/8	1/2		0/1	3	17	14	1	4/4						2	6	1	1

Cap No.	Goalkeepers	Saves/Shots							AS	TF	ST	BL	SP	20C	20F	2EX	P	EX	
		Total	%	A	C	X	5m	PS											CA
1	DENNERLEY Joel	9/13	69.2	4/6		1/2	4/5												4
*13	STANTON-FRENCH James	1/3	33.3			0/1	1/2												1
Totals		10/16	62.5	4/6		1/3	5/7												0

JPN - Japan (Blue)

Cap No.	Name	Estimated Time Played	Goals/Shots							AS	TF	ST	BL	SP	Personal Fouls									
			Total	%	A	C	X	5m	PS						CA	20C	20F	2EX	P	EX				
*1	TANAMURA Katsuyuki	32:00									1	5												
2	ADACHI Seiya	16:35	0/2	0.0	0/1			0/1			3			0/3										
*3	ARAI Atsushi	22:37	0/3	0.0	0/1	0/1					2	1												
*4	SHIGA Mitsuki	27:19	1/3	33.3				1/3		2	1			0/1							2			
5	YANASE Akira	12:49	1/1	100.0				1/1			1													
*6	IIDA Atsuto	10:48	0/1	0.0				0/1			1		1								1	2	S	
*7	SHIMIZU Yusuke	14:47									1										1			
8	KADONO Yuki	10:56									1													
*9	TAKEI Koji	28:46	2/6	33.3	2/3		0/2	0/1			2													
10	YASUDA Kenya	4:38										1	1								1			
*11	OKAWA Keigo	27:13	2/5	40.0			1/1	1/4			2	1									1	1		
12	HAZUI Shota	15:32	0/2	0.0	0/1			0/1					1								2			
13	FUKUSHIMA Tomoyoshi																							
Totals			6/23	26.1	2/6	0/1	2/4	2/11			2	16	9	2	0/4						1	9	1	1

Cap No.	Goalkeepers	Saves/Shots							AS	TF	ST	BL	SP	20C	20F	2EX	P	EX		
		Total	%	A	C	X	5m	PS											CA	
*1	TANAMURA Katsuyuki	13/21	61.9	3/4	5/7	3/7	1/2	1/1												4
13	FUKUSHIMA Tomoyoshi																			1
Totals		13/21	61.9	3/4	5/7	3/7	1/2	1/1												0



Results
Resultados / Résultats

AUS 8 - 6 JPN
(1:2, 2:1, 3:2, 2:1)

Referees: BUCH Xevi (ESP)
PEILA Joe (USA)

TWPC Delegates: EL ALLAM Farid
SHARONOV Evgeny

Period	AUS - Australia													JPN - Japan																	
	Possession		EX	Goals (G) / Misses (M)					Extramén Efficiency			CT	Possession		EX	Goals (G) / Misses (M)					Extramén Efficiency			CT							
	#	Time		X	AA	FT	5mF	PS	G	ATT	%		#	Time		X	AA	FT	5mF	PS	G	ATT	%								
Quarter 1	9	4:04		0	1	1	3					0	1	0.0	2	8	3:56	1	1	1		1	1	2		1	2	50.0	1		
Quarter 2	10	4:22		2	1		5				1	2	3	66.7		9	3:37	1		1	2			4							
Quarter 3	10	4:44		2	1	1	2					2	3	66.7		11	3:16		1		1	2				1	1	100.0			
Quarter 4	10	3:43		1	0	1	1	2	1			0	1	0.0		8	4:17		0	1		1		1	2		0	1	0.0	1	
Totals	39	16:53	1	4	4	3	12	1			1	4	8	50.0	2	36	15:06	1	2	2	2	5		1	2	8		2	4	50.0	2

Match AUS - JPN																
Possession		EX	2EX	Goals (G) / Misses (M)					Extramén Efficiency			CT				
#	Time			X	AA	FT	5mF	PS	G	ATT	%					
75	32:00	2	2	6	6	5	17	1	1	2	9		6	12	50.0	4

Legend:										
#	Number of possessions	(S)	Suspended	%	Efficiency	*	Starting line-up			
20C	20 seconds exclusion in the centre forward position			20F	20 seconds exclusion in the field		2EX	Double Exclusion		
5m	5 metre shot	5mF	5m shot in the field	A	Action shot	AA		All Action shots (A, C and CA)		
AS	Assists	ATT	Attempts	BL	Blocked shots	C		Centre shot	CA	Counter Attack
CTEX	Corner ThrowsExclusion (S - with substitution, N - with substitution after 4 min.)			FT	Free throw					
G	Goals	M	Misses	No.	Number	P		Penalty	PS	Penalty Shot
SP	Sprint (Won/Sprints)	ST	Steals	TF	Turnover Fouls	TWPC		Technical Water Polo Committee		
X	Extra player shot									



Results

Resultados / Résultats

GRE 8 - 8 HUN

(1:2, 1:1, 4:2, 2:3)

Referees: PERIS Nenad (CRO)
 KOGANOV Mark (AZE)

TWPC Delegates: PINKER Guy Don
 PAPAZIAN Richard

GRE - Greece (White)

Cap No.	Name	Estimated Time Played	Goals/Shots							AS	TF	ST	BL	SP	Personal Fouls									
			Total	%	A	C	X	5m	PS						CA	20C	20F	2EX	P	EX				
*1	FLEKAS Konstantinos	32:00																						
*2	MYLONAKIS Emmanouil	28:12	0/5	0.0	0/4				0/1		1			0/1										
3	DERVISIS Georgios	4:39	0/1	0.0	0/1																2	1		S
4	GENIDOUNIAS Konstantinos	15:07	2/6	33.3	0/1				2/5				1	0/1							1			
*5	FOUNTOULIS Ioannis	24:32	0/2	0.0					0/2			1	1	1							2			
6	PONTIKEAS Kyriakos	8:38																				2		
*7	AFROUDAKIS Christos	24:55	0/4	0.0	0/2				0/2				1	1	1/1						1			
*8	DELAKAS Evangelos Ioannis	10:31	0/2	0.0					0/2					1	1/1						3			S
*9	MOURIKIS Konstantinos	18:02	1/1	100.0		1/1							1											
10	KOLOMVOS Christodoulos	15:28	0/1	0.0					0/1					1										
11	GOUNAS Alexandres	15:04	2/2	100.0				1/1		1/1			1											
*12	VLACHOPOULOS Angelos	26:52	3/6	50.0				2/4	1/2				1	2	1									
13	GALANOPOULOS Stefanos																							
Totals			8/30	26.7	0/8	1/1	3/5	3/15	1/1		1	5	7	4	2/4						9	3		2
Cap No.	Goalkeepers	Saves/Shots							Timeouts		Exclusions with Substitution		Exclusions w/Subst after 4 min.											
		Total	%	A	C	X	5m	PS	CA															
*1	FLEKAS Konstantinos	9/17	52.9	4/6	0/1	1/4	4/6																	4
13	GALANOPOULOS Stefanos																							2
Totals		9/17	52.9	4/6	0/1	1/4	4/6																	0

HUN - Hungary (Blue)

Cap No.	Name	Estimated Time Played	Goals/Shots							AS	TF	ST	BL	SP	Personal Fouls										
			Total	%	A	C	X	5m	PS						CA	20C	20F	2EX	P	EX					
*1	NAGY Viktor	32:00											1												
2	ZALANKI Gergo	11:49	1/2	50.0	0/1				1/1					1	0/1										
3	MANHERCZ Krisztian	18:25	0/2	0.0	0/2								1	1/2							1				
*4	ERDELYI Balazs	13:26	1/1	100.0				1/1						1/1											
*5	VAMOS Marton	24:51	1/4	25.0	1/1				0/2		0/1		1	1	1	2									
6	HOSNYANSZKY Norbert	22:12	1/5	20.0				1/2	0/3					2		1									
7	DECKER Adam	11:25										1									1		1		
*8	SZIVOS Marton	13:18	0/1	0.0					0/1												2				
*9	VARGA Daniel	15:46	1/4	25.0	0/2			0/1	1/1												2	1		S	
*10	VARGA Denes	31:15	0/2	0.0	0/1				0/1				1	2	3						1				
*11	KIS Gabor	14:26											2		2						1				
12	HARAI Balazs	15:07	3/3	100.0	1/1	1/1	1/1							1											
13	DECKER Attila																								
Totals			8/24	33.3	2/8	1/1	3/5	2/9		0/1	3	8	3	10	2/4						4	5		1	1
Cap No.	Goalkeepers	Saves/Shots							Timeouts		Exclusions with Substitution		Exclusions w/Subst after 4 min.												
		Total	%	A	C	X	5m	PS	CA																
*1	NAGY Viktor	6/14	42.9	3/3	0/1	0/3	3/6	0/1																4	
13	DECKER Attila																							1	
Totals		6/14	42.9	3/3	0/1	0/3	3/6	0/1																0	



Results

Resultados / Résultats

GRE 8 - 8 HUN

(1:2, 1:1, 4:2, 2:3)

Referees: PERIS Nenad (CRO)
 KOGANOV Mark (AZE)

TWPC Delegates: PINKER Guy Don
 PAPAIZIAN Richard

Period	GRE - Greece														HUN - Hungary																				
	Possession		EX	Goals (G) / Misses (M)										Extramen Efficiency	CT	Possession		EX	Goals (G) / Misses (M)										Extramen Efficiency	CT					
	#	Time		X		AA		FT		5mF		PS				#	Time		X		AA		FT		5mF		PS								
				G	M	G	M	G	M	G	M	G	M						G	M	G	M	G	M	G	M	G	M			G	M			
Quarter 1	8	3:15		1		1				5		1	1	100.0		7	4:45		0	1	1	2		1	1			0	1	0.0					
Quarter 2	6	4:28		1	1		2			2		1	1	100.0	1	8	3:32		1							5		1	1	100.0					
Quarter 3	9	4:12		1		1	3			1	2	1			1	1	100.0		8	3:48		2			4			1		2	2	100.0	1		
Quarter 4	6	4:24		2	0	1		2	1		1	3						1	6	3:36		1	0	1	2	1			1						
Totals	29	16:19		2	3	2	1	8	1		2	12	1		3	3	100.0	2	29	15:41		1	3	2	3	7		1	2	6		3	4	75.0	1

Match GRE - HUN																		
Possession		EX	2EX	Goals (G) / Misses (M)										Extramen Efficiency	CT			
#	Time			X		AA		FT		5mF		PS				G	ATT	%
				G	M	G	M	G	M	G	M	G	M					
58	32:00	3		6	4	4	15	1	1	4	18	1	6	7	85.7	3		

Legend:													
#	Number of possessions	%	Efficiency	*	Starting line-up	20C	20 seconds exclusion in the centre forward position						
20F	20 seconds exclusion in the field			2EX	Double Exclusion	5m	5 metre shot						
A	Action shot	AA	All Action shots (A, C and CA)	CA	Counter Attack	AS	Assists						
BL	Blocked shots	C	Centre shot			CT	Corner Throws						
EX	Exclusion (S - with substitution, N - with substitution after 4 min.)	No.	Number	P	Penalty	FT	Free throw						
M	Misses	TF	Turnover Fouls	TWPC	Technical Water Polo Committee	PS	Penalty Shot						
ST	Steals					G	Goals						
						SP	Sprint (Won/Sprints)						
						X	Extra player shot						



Results
Resultados / Résultats

REVISED
10 AUG 22:03

BRA 6 - 5 SRB
(0:2, 3:1, 2:0, 1:2)

Referees: MERCIER Benjamin (FRA)
NI Shi Wei (CHN)

TWPC Delegates: INOUE Takeshi
IBERN Manuel

BRA - Brazil (White)

Cap No.	Name	Estimated Time Played	Goals/Shots							AS	TF	ST	BL	SP	Personal Fouls				
			Total	%	A	C	X	5m	PS						CA	20C	20F	2EX	P
*1	SORO Slobodan	32:00																	
*2	CRIVELLA Jonas	11:43	0/2	0.0		0/1		0/1		1		2		0/1					
3	FRANCO Ruda	11:46	0/2	0.0	0/1			0/1			1							2	
4	ALONSO Ives	12:37																1	
5	SALEMI Paulo	2:51	0/1	0.0		0/1													
*6	ONETO GOMES Bernardo	32:00	1/4	25.0				1/4			2	1							
*7	BACHES Adrian	16:46	1/2	50.0	1/2						1		3	0/2				1	
*8	da COSTA E SILVA Felipe	24:16	0/3	0.0	0/1			0/1				1						2	
9	ROCHA Bernardo	13:48																2	
*10	PERRONE Felipe	27:42	1/5	20.0	1/1			0/1	0/3		2	2	3						
11	GUIMARAES Gustavo	15:14	1/2	50.0				0/1		1/1		1		0/1					
*12	VR LIC Josip	23:17	2/3	66.7		2/3						2							
13	ANTONELLI Vinicius																		
Totals			6/24	25.0	2/5	2/5	0/3	1/10	1/1		3	13	7	3	0/4			7	1
Cap No.	Goalkeepers	Saves/Shots							Timeouts		Exclusions with Substitution		Exclusions w/Subst after 4 min.						
Total	%	A	C	X	5m	PS	CA												
*1	SORO Slobodan	13/18	72.2	3/3	2/3	0/4	8/8						3						
13	ANTONELLI Vinicius												0						
Totals		13/18	72.2	3/3	2/3	0/4	8/8						0						

SRB - Serbia (Blue)

Cap No.	Name	Estimated Time Played	Goals/Shots							AS	TF	ST	BL	SP	Personal Fouls					
			Total	%	A	C	X	5m	PS						CA	20C	20F	2EX	P	EX
1	PIJETLOVIC Gojko																			
2	MANDIC Dusan	20:58	1/4	25.0			1/1	0/3				2						1		
*3	GOCIC Zivko	16:03	0/2	0.0	0/1			0/1		1								1		
4	RANDELOVIC Sava	10:56	1/1	100.0			1/1				2	2						1		
*5	CUK Milos	16:46	0/3	0.0	0/3						1			2/2						
6	PIJETLOVIC Dusko	16:38	0/3	0.0	0/2	0/1					3		1					1		
*7	NIKIC Slobodan	15:03	1/2	50.0		1/2					1									
8	ALEKSIC Milan	18:20	0/2	0.0	0/1			0/1			1		1						1	
*9	JAKSIC Nikola	6:41																2	1	
*10	FILIPOVIC Filip	20:56	1/4	25.0			1/1	0/3		1	1							1	1	
*11	PRLAINOVIC Andrija	27:40	0/5	0.0			0/1	0/4												
12	MITROVIC Stefan	21:59	1/2	50.0			1/2				1			2/2						
*13	MITROVIC Branislav	32:00											3							
Totals			5/28	17.9	0/7	1/3	4/6	0/12		2	10	5	4	4/4				5	4	1
Cap No.	Goalkeepers	Saves/Shots							Timeouts		Exclusions with Substitution		Exclusions w/Subst after 4 min.							
Total	%	A	C	X	5m	PS	CA													
1	PIJETLOVIC Gojko													2						
*13	MITROVIC Branislav	10/16	62.5	1/3	3/5	2/2	4/5	0/1						1						
Totals		10/16	62.5	1/3	3/5	2/2	4/5	0/1						0						



Results
Resultados / Résultats

REVISED
10 AUG 22:03

BRA 6 - 5 SRB
(0:2, 3:1, 2:0, 1:2)

Referees: MERCIER Benjamin (FRA)
NI Shi Wei (CHN)

TWPC Delegates: INOUE Takeshi
IBERN Manuel

Period	BRA - Brazil													SRB - Serbia																				
	Possession		EX	Goals (G) / Misses (M)										Extramen Efficiency			CT	Possession		EX	Goals (G) / Misses (M)										Extramen Efficiency			CT
				X	AA	FT		5mF		PS		X	AA								FT		5mF		PS									
#	Time	G	M	G	M	G	M	G	M	G	M	G	ATT	%	#	Time	G	M	G	M	G	M	G	M	G	M	G	ATT	%					
Quarter 1	9	4:12					1				3				1	9	3:48	2		2		1	1		2	2	100.0							
Quarter 2	8	4:24	0	1	3	1						0	1	0.0		9	3:36	1	1	1	1	3			1	2	50.0	1						
Quarter 3	9	4:29			1	1		1	1	2						9	3:31	0	1		3	2	2			0	1	0.0						
Quarter 4	8	4:28	0	2		3				3	1	0	1	0.0		8	3:32	1	1		1	3	1	1		1	1	100.0	1					
Totals	34	17:33	0	3	4	6		1	1	8	1	0	2	0.0	1	35	14:27	1	4	2	1	9	5	7		4	6	66.7	2					

Match BRA - SRB																
Possession		EX	2EX	Goals (G) / Misses (M)										Extramen Efficiency		CT
				X	AA	FT		5mF		PS		X	AA			
#	Time	G	M	G	M	G	M	G	M	G	M	G	ATT	%		
69	32:00	4	5	5	15		6	1	15	1		4	8	50.0	3	

Legend:								
#	Number of possessions	%	Efficiency	*	Starting line-up	20C	20 seconds exclusion in the centre forward position	
20F	20 seconds exclusion in the field		2EX	Double Exclusion	5m	5 metre shot	5mF	5m shot in the field
A	Action shot	AA	All Action shots (A, C and CA)	AS	Assists	ATT	Attempts	
BL	Blocked shots	C	Centre shot	CA	Counter Attack	CT	Corner Throws	
EX	Exclusion (S - with substitution, N - with substitution after 4 min.)			FT	Free throw	G	Goals	
M	Misses	No.	Number	P	Penalty	PS	Penalty Shot	
ST	Steals	TF	Turnover Fouls	TWPC	Technical Water Polo Committee	SP	Sprint (Won/Sprints)	
						X	Extra player shot	

Minutes played corrected



Results

Resultados / Résultats

MNE 5 - 6 ITA

(1:2, 1:1, 0:1, 3:2)

Referees: MOLNAR Peter (HUN)
 STAVRIDIS Georgios (GRE)

TWPC Delegates: BALFANBAYEV Alan
 RACINE Jacques

MNE - Montenegro (White)

Cap No.	Name	Estimated Time Played	Goals/Shots							AS	TF	ST	BL	SP	Personal Fouls						
			Total	%	A	C	X	5m	PS						CA	20C	20F	2EX	P	EX	
1	RADIC Zdravko																				
*2	BRGULJAN Drasko	23:02	1/2	50.0		1/1	0/1						0/1					2			
3	PASKOVIC Vjekoslav	14:43	0/2	0.0	0/2								0/3								
*4	PETROVIC Antonio	11:50	0/1	0.0				0/1				1	1				1	1			
5	BRGULJAN Darko	19:59	2/4	50.0	1/2		1/1	0/1				3	1				2	2			
*6	RADOVIC Aleksandar	26:06	0/2	0.0	0/1			0/1				1	2	1	2			1			
*7	JANOVIC Mladan	20:56	0/5	0.0	0/2		0/1	0/2						1				1			
8	CUCKOVIC Uros	10:04											1					1	1		
*9	IVOVIC Aleksandar	23:34	1/4	25.0			1/2	0/2					1					1	1		
10	MISIC Sasa	12:45	1/2	50.0	0/1	1/1						2									
*11	KLIKOVAC Filip	15:13										2									
12	JOKIC Predrag	13:48										1							1		
*13	SCEPANOVIC Milos	32:00											4								
Totals			5/22	22.7	1/8	2/2	2/5	0/7				1	13	8	4	0/4		4	8	2	1
Cap No.	Goalkeepers	Saves/Shots																			
Total	%	A	C	X	5m	PS	CA														
1	RADIC Zdravko																				
*13	SCEPANOVIC Milos	5/11	45.5	1/1		0/4	4/5	0/1													
Totals		5/11	45.5	1/1		0/4	4/5	0/1													
										Timeouts				4							
										Exclusions with Substitution				0							
										Exclusions w/Subst after 4 min.				0							

ITA - Italy (Blue)

Cap No.	Name	Estimated Time Played	Goals/Shots							AS	TF	ST	BL	SP	Personal Fouls							
			Total	%	A	C	X	5m	PS						CA	20C	20F	2EX	P	EX		
*1	TEMPESTI Stefano	32:00																				
*2	di FULVIO Francesco	29:21	3/6	50.0	0/1		2/2	1/3				2	2		3/3				1			
3	GITTO Niccolo'	14:27	0/1	0.0			0/1											1	1			
*4	FIGLIOLI Pietro	27:18	1/5	20.0				0/4	1/1			6		1	1/1				1			
5	FONDELLI Andrea	13:32	0/1	0.0				0/1				1		1								
6	VELOTTI Alessandro	5:37										1							2	1		
7	NORA Alessandro	6:49	0/1	0.0				0/1											1			
*8	GALLO Valentino	24:18	1/5	20.0			1/3	0/2				3							2	1		
*9	PRESCIUTTI Christian	25:11	1/1	100.0			1/1					1	2	1	1				1			
*10	BODEGAS Michael Alexandre	22:29	0/1	0.0			0/1					1	1	1								
11	AICARDI Matteo	9:50	0/1	0.0			0/1												1			
*12	PRESCIUTTI Nicholas	13:08	0/2	0.0				0/2											2			
13	del LUNGO Marco																					
Totals			6/24	25.0	0/1		4/9	1/13	1/1				4	13	4	4	4/4		3	10	2	
Cap No.	Goalkeepers	Saves/Shots																				
Total	%	A	C	X	5m	PS	CA															
*1	TEMPESTI Stefano	7/12	58.3	2/3	0/2	1/3	4/4															
13	del LUNGO Marco																					
Totals		7/12	58.3	2/3	0/2	1/3	4/4															
										Timeouts				4								
										Exclusions with Substitution				0								
										Exclusions w/Subst after 4 min.				0								



Results
Resultados / Résultats

MNE 5 - 6 ITA
(1:2, 1:1, 0:1, 3:2)

Referees: MOLNAR Peter (HUN)
STAVRIDIS Georgios (GRE)

TWPC Delegates: BALFANBAYEV Alan
RACINE Jacques

Period	MNE - Montenegro													ITA - Italy																		
	Possession		EX	Goals (G) / Misses (M)										Extramen Efficiency	CT	Possession		EX	Goals (G) / Misses (M)										Extramen Efficiency	CT		
	#	Time		X		AA		FT		5mF		PS				#	Time		X		AA		FT		5mF		PS					
				G	M	G	M	G	M	G	M	G	M						G	M	G	M	G	M	G	M	G	M			G	M
Quarter 1	9	4:06		1	2		1		1				1	2	50.0		9	3:54		1	1		1	1			2		1	1	100.0	
Quarter 2	7	3:37		0	1	1	4		1			1		0	1	0.0		8	4:23		1	3					2		1	2	50.0	
Quarter 3	8	3:54					1		1		1						8	4:06		1				1		4		1	1	100.0	1	
Quarter 4	7	3:34		1		2	1		2				1	1	100.0		7	4:26		1	1			1	2	1		1	2	50.0		
Totals	31	15:11		2	3	3	7		5		2		2	4	50.0		32	16:49		4	5		1	1	2		10	1	4	6	66.7	1

Match MNE - ITA																
Possession		EX	2EX	Goals (G) / Misses (M)										Extramen Efficiency	CT	
#	Time			X		AA		FT		5mF		PS				
				G	M	G	M	G	M	G	M	G	M			G
63	32:00		4	6	8	3	8	1	7	12	1		6	10	60.0	1

Legend:											
#	Number of possessions	%	Efficiency	*	Starting line-up	20C	20 seconds exclusion in the centre forward position				
20F	20 seconds exclusion in the field			2EX	Double Exclusion	5m	5 metre shot	5mF	5m shot in the field		
A	Action shot	AA	All Action shots (A, C and CA)	CA	Counter Attack	AS	Assists	ATT	Attempts		
BL	Blocked shots	C	Centre shot			CT	Corner Throws				
EX	Exclusion (S - with substitution, N - with substitution after 4 min.)	No.	Number	P	Penalty	FT	Free throw	G	Goals		
M	Misses	TF	Turnover Fouls	TWPC	Technical Water Polo Committee	PS	Penalty Shot	SP	Sprint (Won/Sprints)		
ST	Steals					X	Extra player shot				



Results

Resultados / Résultats

ESP 9 - 4 CRO

(2:0, 2:1, 1:2, 4:1)

Referees: MARGETA Boris (SLO)
 KORYZNA Radoslaw Piotr (POL)

TWPC Delegates: KURODA Ken
 SHAW Bill

ESP - Spain (White)

Cap No.	Name	Estimated Time Played	Goals/Shots							AS	TF	ST	BL	SP	Personal Fouls							
			Total	%	A	C	X	5m	PS						CA	20C	20F	2EX	P	EX		
1	AGUILAR VICENTE Inaki																					
2	MUNARRIZ EGANA Alberto	19:56	0/3	0.0	0/1			0/2			1	3	2									
*3	ROCA BARCELO Marc	9:50									1							3		S		
4	ALARCON TEVAR Ricard	6:15											1					1	1			
*5	MOLINA RIOS Guillermo	31:33	1/3	33.3	0/1			1/2			2		1							1		
*6	MINGUELL ALFEREZ Marc	25:03	1/2	50.0				1/2			5							1				
*7	SZIRANYI SOMOGYI Balasz	15:45	1/1	100.0		1/1																
*8	ESPANOL LIFANTE Albert	27:09	1/4	25.0	0/1			0/1	1/2		1			1/1								
9	TAHULL COMPTE Roger	8:14																3				
10	FERNANDEZ MIRANDA Francisco	13:57	1/3	33.3	1/3									0/1								
11	MALLARACH GUELL Blai	6:52	0/2	0.0	0/1			0/1			2											
*12	ECHENIQUE SAGLIETTI Gonzalo	27:26	4/7	57.1	1/1			3/6					2	2	1/2							
*13	LOPEZ PINEDO Daniel	32:00											2									
Totals			9/25	36.0	2/8	1/1	0/1	6/15			1	15	7	3	2/4			7	2	1	1	
Cap No.	Goalkeepers	Estimated Time Played	Saves/Shots							AS	TF	ST	BL	SP	Personal Fouls							
			Total	%	A	C	X	5m	PS						CA	20C	20F	2EX	P	EX		
1	AGUILAR VICENTE Inaki																					
*13	LOPEZ PINEDO Daniel		11/15	73.3	2/3	3/4		5/7	1/1													
Totals			11/15	73.3	2/3	3/4		5/7	1/1													

Timeouts	4
Exclusions with Substitution	1
Exclusions w/Subst after 4 min.	0

CRO - Croatia (Blue)

Cap No.	Name	Estimated Time Played	Goals/Shots							AS	TF	ST	BL	SP	Personal Fouls								
			Total	%	A	C	X	5m	PS						CA	20C	20F	2EX	P	EX			
*1	PAVIC Josip	16:00											2										
2	BURIC Damir	14:17									2												
3	PETKOVIC Antonio	9:10	0/1	0.0			0/1				1							1					
*4	LONCAR Luka	19:22	0/3	0.0		0/3					2												
*5	JOKOVIC Maro	24:39	1/2	50.0	0/1			1/1			2		1					1					
6	BUKIC Luka	16:30	0/2	0.0	0/2								1	1/1									
7	MACAN Marko	6:08																					
*8	BUSLJE Andro	13:23	1/3	33.3	0/1	1/2					1		1					1					
*9	SUKNO Sandro	28:32	1/6	16.7	1/2		0/1	0/2	0/1		1	1	1										
10	KRAPIC Ivan	11:18	0/1	0.0		0/1					1							1	1				
*11	SETKA Andelo	20:42	0/2	0.0			0/1	0/1					1	1/3									
*12	GARCIA GADEA Javier	27:59	1/5	20.0				1/5			1		1					1					
13	BIJAC Marko	16:00												2									
Totals			4/25	16.0	1/6	1/6	0/3	2/9	0/1		1	11	6	4	2/4			4	2				
Cap No.	Goalkeepers	Estimated Time Played	Saves/Shots							AS	TF	ST	BL	SP	Personal Fouls								
			Total	%	A	C	X	5m	PS						CA	20C	20F	2EX	P	EX			
*1	PAVIC Josip		0/4	0.0				0/4															
13	BIJAC Marko		5/10	50.0	3/5	0/1		2/4															
Totals			5/14	35.7	3/5	0/1		2/8															

Timeouts	4
Exclusions with Substitution	0
Exclusions w/Subst after 4 min.	0



Results

Resultados / Résultats

ESP 9 - 4 CRO

(2:0, 2:1, 1:2, 4:1)

Referees: MARGETA Boris (SLO)
 KORYZNA Radoslaw Piotr (POL)

TWPC Delegates: KURODA Ken
 SHAW Bill

Period	ESP - Spain													CRO - Croatia																
	Possession		EX	Goals (G) / Misses (M)					Extramen Efficiency			CT	Possession		EX	Goals (G) / Misses (M)					Extramen Efficiency			CT						
	#	Time		X	AA	FT	5mF	PS	G	ATT	%		#	Time		X	AA	FT	5mF	PS	G	ATT	%							
Quarter 1	9	4:11		0	1		2	2	1		1		0	1	0.0		9	3:49		0	2		3			1		0	2	0.0
Quarter 2	9	3:51					1				2	1				10	4:09					1	2				3	1		
Quarter 3	9	4:03					2				1	3				1	8	3:57				1	1			1	2			
Quarter 4	10	4:07	1				3	1			2	1	1			9	3:53		0	1		4		1	1			0	1	0.0
Totals	37	16:12	1	0	1	3	6	2	3	4	6		0	1	0.0	1	36	15:48	0	3	2	10		1	2	6	1	0	3	0.0

Match ESP - CRO																
Possession		EX	2EX	Goals (G) / Misses (M)					Extramen Efficiency			CT				
#	Time			X	AA	FT	5mF	PS	G	ATT	%					
73	32:00	1		0	4	5	16	2	4	6	12	1	0	4	0.0	1

Legend:									
#	Number of possessions	%	Efficiency	*	Starting line-up	20C	20 seconds exclusion in the centre forward position		
20F	20 seconds exclusion in the field			2EX	Double Exclusion	5m	5 metre shot		
A	Action shot	AA	All Action shots (A, C and CA)		AS	Assists			
BL	Blocked shots	C	Centre shot		CA	Counter Attack			
EX	Exclusion (S - with substitution, N - with substitution after 4 min.)				CT	Corner Throws			
M	Misses	No.	Number		FT	Free throw			
ST	Steals	TF	Turnover Fouls		PS	Penalty Shot			
				TWPC	Technical Water Polo Committee			G	Goals
								SP	Sprint (Won/Sprints)
								X	Extra player shot



Results
Resultados / Résultats

FRA 3 - 6 USA
(1:1, 0:4, 0:0, 2:1)

Referees: MOLLER German (ARG)
ALEXANDRESCU Adrian (ROU)

TWPC Delegates: FARID Moheieldin
BOOKELMAN Peter

FRA - France (White)

Cap No.	Name	Estimated Time Played	Goals/Shots							AS	TF	ST	BL	SP	Personal Fouls						
			Total	%	A	C	X	5m	PS						CA	20C	20F	2EX	P	EX	
*1	GARSAU Remi	32:00																			
*2	SAUDADIER Remi	16:56	0/1	0.0	0/1						1	1	1						1		
*3	KOVACEVIC Igor	25:29									1	2		2/4					1		
4	KHASZ Enzo	18:43									3	1							1		
*5	BLARY Romain	14:37	0/1	0.0		0/1					1										
*6	SIMON Thibaut	22:42	0/3	0.0	0/1				0/2		1	3	1								
*7	CROUSILLAT Ugo	27:58	1/7	14.3	0/2			1/2	0/3		1	2	1						2		
8	IZDINSKY Michal	9:40	0/2	0.0	0/1				0/1		1								2		
*9	MARZOUKI Mehdi	27:41	0/5	0.0	0/1				0/1	0/3		2									
10	PEISSON Mathieu	5:51	1/2	50.0	1/1				0/1										1	1	
11	TOMASEVIC Petar	14:32																	2		
12	CAMARASA Alexandre	7:51	1/2	50.0		1/1			0/1		1								2		
13	MORIAME Jonathan																				
Totals			3/23	13.0	1/7	1/2	1/4	0/10			2	16	6	1	2/4				6	6	1
Cap No.	Goalkeepers	Saves/Shots																			
Total	%	A	C	X	5m	PS	CA														
*1	GARSAU Remi	11/17	64.7	3/3			3/6	5/6	0/1	0/1											
13	MORIAME Jonathan																				
Totals		11/17	64.7	3/3			3/6	5/6	0/1	0/1											

Timeouts	4
Exclusions with Substitution	0
Exclusions w/Subst after 4 min.	0

USA - United States (Blue)

Cap No.	Name	Estimated Time Played	Goals/Shots							AS	TF	ST	BL	SP	Personal Fouls							
			Total	%	A	C	X	5m	PS						CA	20C	20F	2EX	P	EX		
1	MOSES Merrill																					
*2	DUNSTAN Thomas	14:36	0/1	0.0			0/1				1			0/1								
*3	HALLOCK Benjamin	10:46									1	1										
4	OBERT Alex	13:18										1	1									
5	ROELSE Alex	9:54									1							1	1			
6	CUPIDO Luca	23:44	1/2	50.0			1/2				1	1	1	1					1			
7	SAMUELS Joshua	19:40	3/5	60.0				1/3	1/1	1/1	2	1	1	1	2/3							
*8	AZEVEDO Tony	23:14	0/3	0.0			0/2	0/1				1	1	2					1	1		
*9	BOWEN Alex	25:23	0/4	0.0	0/1			0/3			2											
*10	BONANNI Bret	20:16	0/4	0.0	0/1			0/1	0/2		1	2	3						1			
*11	SMITH Jesse	15:13	1/1	100.0			1/1						1	1					1			
12	MANN John	11:25	1/3	33.3	0/1	0/1	1/1				1											
*13	BARON McQuin	32:00											2									
Totals			6/23	26.1	0/3	0/1	3/8	1/9	1/1	1/1	4	12	11	6	2/4				3	4		
Cap No.	Goalkeepers	Saves/Shots																				
Total	%	A	C	X	5m	PS	CA															
1	MOSES Merrill																					
*13	BARON McQuin	11/14	78.6	5/6	0/1	2/3	4/4															
Totals		11/14	78.6	5/6	0/1	2/3	4/4															

Timeouts	4
Exclusions with Substitution	0
Exclusions w/Subst after 4 min.	0



Results

Resultados / Résultats

FRA 3 - 6 USA

(1:1, 0:4, 0:0, 2:1)

Referees: MOLLER German (ARG)
 ALEXANDRESCU Adrian (ROU)

TWPC Delegates: FARID Moheieldin
 BOOKELMAN Peter

Period	FRA - France													USA - United States																					
	Possession		EX	Goals (G) / Misses (M)										Extramen Efficiency			CT	Possession		EX	Goals (G) / Misses (M)										Extramen Efficiency			CT	
				X	AA	FT	5mF	PS	X	AA	FT	5mF	PS																						
	#	Time	G	M	G	M	G	M	G	M	G	M	G	ATT	%	#	Time	G	M	G	M	G	M	G	M	G	ATT	%							
Quarter 1	8	4:45			0	1	1	3		1		2			0	1	0.0	2	7	3:15			1	1	1		1				1	2	50.0		
Quarter 2	9	4:19						2				3							9	3:41			2		1	1				1	1	2	2	100.0	
Quarter 3	6	3:39			0	1		2				2			0	1	0.0	1	6	4:21			0	2		1			4		0	1	0.0	2	
Quarter 4	10	3:50			1	1	1					2			1	2	50.0		10	4:10			0	2		1		2	1		0	1	0.0	1	
Totals	33	16:33			1	3	2	7		1		9			1	4	25.0	3	32	15:27			3	5	1	4		3	1	5	1	3	6	50.0	3

Match FRA - USA																	
Possession		EX	2EX	Goals (G) / Misses (M)										Extramen Efficiency			CT
				X	AA	FT	5mF	PS	X	AA	FT	5mF	PS				
#	Time	G	M	G	M	G	M	G	M	G	M	G	ATT	%			
65	32:00	4	8	3	11		4	1	14	1		4	10	40.0	6		

Legend:														
#	Number of possessions	%	Efficiency	*	Starting line-up	20C	20 seconds exclusion in the centre forward position							
20F	20 seconds exclusion in the field			2EX	Double Exclusion	5m	5 metre shot	5mF	5m shot in the field					
A	Action shot	AA	All Action shots (A, C and CA)	CA	Counter Attack	AS	Assists	ATT	Attempts					
BL	Blocked shots	C	Centre shot			CT	Corner Throws							
EX	Exclusion (S - with substitution, N - with substitution after 4 min.)					FT	Free throw	G	Goals					
M	Misses	No.	Number	P	Penalty	PS	Penalty Shot	SP	Sprint (Won/Sprints)					
ST	Steals	TF	Turnover Fouls	TWPC	Technical Water Polo Committee			X	Extra player shot					



Results

Resultados / Résultats

HUN 17 - 7 JPN

(5:1, 6:2, 2:2, 4:2)

Referees: IVANOVSKI Stanko (MNE)
 REZVANI Masoud (IRI)

TWPC Delegates: EL ALLAM Farid
 FIROIU Niculae

HUN - Hungary (White)

Cap No.	Name	Estimated Time Played	Goals/Shots								AS	TF	ST	BL	SP	Personal Fouls				
			Total	%	A	C	X	5m	PS	CA						20C	20F	2EX	P	EX
*1	NAGY Viktor	32:00																		
2	ZALANKI Gergo	17:35	0/1	0.0				0/1				3	2	2	0/1			1	1	
3	MANHERCZ Krisztian	14:56	4/5	80.0	3/3			0/1		1/1		1	5					1		
*4	ERDELYI Balazs	22:28	0/2	0.0		0/2						1			2/2		1			
*5	VAMOS Marton	21:58	1/3	33.3	1/2			0/1				2		2			1			
6	HOSNYANSZKY Norbert	17:15	1/2	50.0			1/1	0/1						1						
7	DECKER Adam	16:57	1/2	50.0		0/1		1/1						1	1		1			
*8	SZIVOS Marton	16:37	1/2	50.0	0/1	1/1						1	1				2			
*9	VARGA Daniel	17:00	1/1	100.0	1/1									2			1			
*10	VARGA Denes	24:25	3/5	60.0	1/2	1/1			1/1	0/1		3	1		1/1		1			
*11	KIS Gabor	20:33	5/11	45.5	1/1	3/5		1/5				3								
12	HARAI Balazs	2:16																		
13	DECKER Attila																			
Totals			17/34	50.0	7/10	5/10	1/1	2/10	1/1	1/2		2	14	18	3	3/4		6	3	1
Cap No.	Goalkeepers		Saves/Shots																	
Total	%	A	C	X	5m	PS	CA								Timeouts					
*1	NAGY Viktor	11/18	61.1	2/2		2/5	6/6	0/1	1/4						Exclusions with Substitution			0		
13	DECKER Attila														Exclusions w/Subst after 4 min.			0		
Totals		11/18	61.1	2/2		2/5	6/6	0/1	1/4											

JPN - Japan (Blue)

Cap No.	Name	Estimated Time Played	Goals/Shots								AS	TF	ST	BL	SP	Personal Fouls				
			Total	%	A	C	X	5m	PS	CA						20C	20F	2EX	P	EX
*1	TANAMURA Katsuyuki	32:00									1		3							
2	ADACHI Seiya	19:17	0/2	0.0				0/2				2	1		1/2					
*3	ARAI Atsushi	22:55	1/2	50.0	0/1		1/1					4								
*4	SHIGA Mitsuki	25:56	0/2	0.0	0/1			0/1				2			0/2					
5	YANASE Akira	9:43										1								
*6	IIDA Atsuto	18:59	0/1	0.0	0/1						1	3					1		1	
*7	SHIMIZU Yusuke	13:20	1/1	100.0					1/1			1								
8	KADONO Yuki	13:36	1/3	33.3	0/1		1/2													
*9	TAKEI Koji	26:16	3/8	37.5	0/3		1/2	0/1	1/1	1/1		2	2							
10	YASUDA Kenya	6:29	0/2	0.0				0/1		0/1										
*11	OKAWA Keigo	25:04	1/5	20.0			0/1	0/3		1/1		3	1				1			
12	HAZUI Shota	10:25										2								
13	FUKUSHIMA Tomoyoshi																			
Totals			7/26	26.9	0/7		3/6	0/8	1/1	3/4		2	21	7		1/4		2		1
Cap No.	Goalkeepers		Saves/Shots																	
Total	%	A	C	X	5m	PS	CA								Timeouts					
*1	TANAMURA Katsuyuki	12/29	41.4	2/9	5/10	0/1	5/7	0/1	0/1						Exclusions with Substitution			0		
13	FUKUSHIMA Tomoyoshi														Exclusions w/Subst after 4 min.			0		
Totals		12/29	41.4	2/9	5/10	0/1	5/7	0/1	0/1											



Results
Resultados / Résultats

HUN 17 - 7 JPN
(5:1, 6:2, 2:2, 4:2)

Referees: IVANOVSKI Stanko (MNE)
REZVANI Masoud (IRI)

TWPC Delegates: EL ALLAM Farid
FIROIU Niculae

Period	HUN - Hungary													JPN - Japan																
	Possession		EX	Goals (G) / Misses (M)										Extramen Efficiency	CT	Possession		EX	Goals (G) / Misses (M)										Extramen Efficiency	CT
	#	Time		X		AA		FT		5mF		PS				#	Time		X		AA		FT		5mF		PS			
				G	M	G	M	G	M	G	M	G	M						G	M	G	M	G	M	G	M	G	M		
Quarter 1	11	4:19			4	2				2	1			1	10	3:41		0	1	1	3			2				0	1	0.0
Quarter 2	12	4:15			5	3		1	1					13	3:45		1	1	2				1	1			1	2	50.0	
Quarter 3	11	4:17			1	3	1	1		2				10	3:43		1		1	1				2			1	1	100.0	
Quarter 4	10	3:52		1	3	1		1		1		1	1	100.0	1	10	4:08		1	1	1	2			3		1	2	50.0	
Totals	44	16:43		1	13	9	1	3	1	5	1	1	1	100.0	2	43	15:17		3	3	3	8			8	1	3	6	50.0	

Match HUN - JPN																		
Possession		EX	2EX	Goals (G) / Misses (M)										Extramen Efficiency	CT			
#	Time			X		AA		FT		5mF		PS				G	ATT	%
				G	M	G	M	G	M	G	M	G	M					
87	32:00			4	3	16	17	1	3	1	13	2	4	7	57.1	4		

Legend:									
#	Number of possessions	%	Efficiency	*	Starting line-up	20C	20 seconds exclusion in the centre forward position		
20F	20 seconds exclusion in the field			2EX	Double Exclusion	5m	5 metre shot		
A	Action shot	AA	All Action shots (A, C and CA)	CA	Counter Attack	AS	Assists		
BL	Blocked shots	C	Centre shot			CT	Corner Throws		
EX	Exclusion (S - with substitution, N - with substitution after 4 min.)	No.	Number	P	Penalty	FT	Free throw		
M	Misses	TF	Turnover Fouls	TWPC	Technical Water Polo Committee	PS	Penalty Shot		
ST	Steals					G	Goals		
						SP	Sprint (Won/Sprints)		
						X	Extra player shot		



Results
Resultados / Résultats

USA 5 - 8 MNE
(1:2, 0:0, 2:2, 2:4)

Referees: KORYZNA Radoslaw Piotr (POL)
STAVRIDIS Georgios (GRE)

TWPC Delegates: FARID Moheieldin
SHAW Bill

USA - United States (White)

Cap No.	Name	Estimated Time Played	Goals/Shots							AS	TF	ST	BL	SP	Personal Fouls					
			Total	%	A	C	X	5m	PS						CA	20C	20F	2EX	P	EX
*1	MOSES Merrill	32:00																		
2	DUNSTAN Thomas	6:27	0/1	0.0	0/1															
3	HALLOCK Benjamin	12:26	0/1	0.0			0/1				1	1								
4	OBERT Alex	20:04										1								
*5	ROELSE Alex	10:31	0/1	0.0			0/1				1						2	1	N	
*6	CUPIDO Luca	24:23	1/5	20.0			0/4		1/1			1	3	2						
*7	SAMUELS Joshua	29:17	2/7	28.6	2/2		0/5					2	1	1/2						
*8	AZEVEDO Tony	20:13	0/5	0.0			0/5					1	1	0/1			1			
*9	BOWEN Alex	20:22	0/1	0.0	0/1							3	1				3		S	
*10	BONANNI Bret	28:40	1/6	16.7	1/4		0/2					1		0/1						
11	SMITH Jesse	7:55	0/1	0.0			0/1										3	1	S	
12	MANN John	11:42	1/2	50.0	0/1	1/1														
13	BARON McQuin																			
Totals			5/30	16.7	3/9	1/1	0/1	0/18	1/1		1	10	8	2	1/4		9	1	1	3
Cap No.	Goalkeepers	Saves/Shots																		
Total	%	A	C	X	5m	PS	CA													
*1	MOSES Merrill	7/15	46.7	2/3	0/3	1/5	3/3	1/1												
13	BARON McQuin																			
Totals			7/15	46.7	2/3	0/3	1/5	3/3	1/1											

Timeouts	4
Exclusions with Substitution	2
Exclusions w/Subst after 4 min.	1

MNE - Montenegro (Blue)

Cap No.	Name	Estimated Time Played	Goals/Shots							AS	TF	ST	BL	SP	Personal Fouls					
			Total	%	A	C	X	5m	PS						CA	20C	20F	2EX	P	EX
1	RADIC Zdravko																			
*2	BRGULJAN Drasko	25:04	1/1	100.0	1/1						2			0/1			1			
3	PASKOVIC Vjekoslav	11:35	1/1	100.0		1/1						1	1	3/3			3		S	
*4	PETROVIC Antonio	16:41	1/1	100.0			1/1						1	2						
5	BRGULJAN Darko	21:03	2/4	50.0			2/3	0/1			1	2								
*6	RADOVIC Aleksandar	27:15	0/2	0.0			0/2					2	1							
*7	JANOVIC Mladan	25:30	1/4	25.0	0/1		1/1	0/1	0/1				3				1			
8	CUCKOVIC Uros	8:21	0/1	0.0	0/1						1						1			
*9	IVOVIC Aleksandar	29:37	0/3	0.0				0/3				2	2	1						
10	MISIC Sasa	6:01	1/1	100.0		1/1						1					1	1		
*11	KLIKOVAC Filip	9:19	1/1	100.0		1/1						4					1			
12	JOKIC Predrag	11:34												1			2			
*13	SCEPANOVIC Milos	32:00												2						
Totals			8/19	42.1	1/3	3/3	4/7	0/5	0/1		4	17	7	4	3/4		2	8	1	1
Cap No.	Goalkeepers	Saves/Shots																		
Total	%	A	C	X	5m	PS	CA													
1	RADIC Zdravko																			
*13	SCEPANOVIC Milos	13/18	72.2	3/6	0/1		10/10	0/1												
Totals			13/18	72.2	3/6	0/1	10/10	0/1												

Timeouts	4
Exclusions with Substitution	1
Exclusions w/Subst after 4 min.	0



Results

Resultados / Résultats

USA 5 - 8 MNE

(1:2, 0:0, 2:2, 2:4)

Referees: KORYZNA Radoslaw Piotr (POL)
 STAVRIDIS Georgios (GRE)

TWPC Delegates: FARID Moheieldin
 SHAW Bill

Period	USA - United States													MNE - Montenegro																
	Possession		EX	Goals (G) / Misses (M)										Extramen Efficiency	CT	Possession		EX	Goals (G) / Misses (M)										Extramen Efficiency	CT
				X	AA	FT	5mF	PS	G	M	G	M	G						M	G	M	G	M	G	M	G	M	G		
	#	Time	G	M	G	M	G	M	G	M	G	M	G	ATT	%	#	Time	G	M	G	M	G	M	G	M	G	ATT	%		
Quarter 1	8	4:21			1	2	1	4							1	7	3:39	0	1	2	1	1	2			0	1	0.0	1	
Quarter 2	7	4:36		0	1	2			4				0	1	0.0	1	7	3:24	0	1	1	1					0	1	0.0	
Quarter 3	8	4:27	1		2	2	1	3							9	3:33		1	1				1			1	1	100.0		
Quarter 4	10	4:05	2		2		1	4							10	3:55	1	3	1	1					1	3	4	75.0	1	
Totals	33	17:29	3	0	1	5	6	3	15			0	1	0.0	2	33	14:31	1	4	3	4	2	2	3	1	4	7	57.1	2	

Match USA - MNE																	
Possession		EX	2EX	Goals (G) / Misses (M)										Extramen Efficiency	CT		
				X	AA	FT	5mF	PS	G	M	G	M	G			M	G
#	Time			G	M	G	M	G	M	G	M	G	M	G	ATT	%	
66	32:00	4	2	4	4	9	8		5	18		1	4	8	50.0		4

Legend:															
#	Number of possessions	%	Efficiency	*	Starting line-up	20C	20 seconds exclusion in the centre forward position								
20F	20 seconds exclusion in the field			2EX	Double Exclusion	5m	5 metre shot	5mF	5m shot in the field						
A	Action shot	AA	All Action shots (A, C and CA)	AS	Assists	ATT	Attempts								
BL	Blocked shots	C	Centre shot	CA	Counter Attack	CT	Corner Throws	G	Goals						
EX	Exclusion (S - with substitution, N - with substitution after 4 min.)	No.	Number	P	Penalty	PS	Penalty Shot	SP	Sprint (Won/Sprints)						
M	Misses	TF	Turnover Fouls	TWPC	Technical Water Polo Committee	X	Extra player shot								



Results

Resultados / Résultats

CRO 10 - 7 ITA

(1:1, 4:3, 3:2, 2:1)

Referees: KOGANOV Mark (AZE)
 FLAHIVE Daniel Gerrard (AUS)

TWPC Delegates: PINKER Guy Don
 IBERN Manuel

CRO - Croatia (White)

Cap No.	Name	Estimated Time Played	Goals/Shots							AS	TF	ST	BL	SP	Personal Fouls						
			Total	%	A	C	X	5m	PS						CA	20C	20F	2EX	P	EX	
*1	PAVIC Josip	32:00																			
2	BURIC Damir	15:05	1/3	33.3		0/1	1/1	0/1			1		1					1			
3	PETKOVIC Antonio	9:23																			
*4	LONCAR Luka	19:07	0/2	0.0		0/1	0/1				1							1			
*5	JOKOVIC Maro	30:49	1/2	50.0	0/1				1/1		1	2						1			
6	BUKIC Luka	22:34	1/3	33.3	1/2		0/1				1			0/2			1				
7	MACAN Marko	8:01															1	2	1		
*8	BUSLJE Andro	10:41	1/3	33.3	0/1	1/2											1				
*9	SUKNO Sandro	24:55	5/8	62.5	0/1		1/1	4/5		0/1	1	1	1								
10	KRAPIC Ivan	9:29	0/1	0.0			0/1														
*11	SETKA Andelo	21:59	1/4	25.0	0/1			1/3			1			0/2			1	1	1		
*12	GARCIA GADEA Javier	19:57	0/2	0.0				0/2			2		1				1		1		
13	BIJAC Marko																				
Totals			10/28	35.7	1/6	1/4	2/5	5/11	1/1	0/1	3	6	3	2	0/4			3	8	2	1
Cap No.	Goalkeepers	Saves/Shots							Timeouts		Exclusions with Substitution		Exclusions w/Subst after 4 min.								
Total	%	A	C	X	5m	PS	CA														
*1	PAVIC Josip	10/17	58.8	2/3	2/3	1/3	5/7	0/1					4								
13	BIJAC Marko												0								
Totals			10/17	58.8	2/3	2/3	1/3	5/7	0/1				0								

ITA - Italy (Blue)

Cap No.	Name	Estimated Time Played	Goals/Shots							AS	TF	ST	BL	SP	Personal Fouls						
			Total	%	A	C	X	5m	PS						CA	20C	20F	2EX	P	EX	
*1	TEMPESTI Stefano	32:00																			
*2	di FULVIO Francesco	25:40	0/3	0.0			0/3						2/2				1	1	1		
3	GITTO Niccolo'	14:44															1		1		
*4	FIGLIOLI Pietro	19:13	1/2	50.0			1/2					2		2/2			1				
5	FONDELLI Andrea	11:14	1/3	33.3			0/2	1/1			1		1				3				
6	VELOTTI Alessandro	6:20										1					1				
7	NORA Alessandro	15:25	1/2	50.0			1/1	0/1			1		1				1				
*8	GALLO Valentino	22:48	2/8	25.0	1/3		0/1	1/4			1	1					1				
*9	PRESCIUTTI Christian	23:04	0/1	0.0			0/1														
*10	BODEGAS Michael Alexandre	23:12	1/2	50.0		1/2					2	1					1	1	1		
11	AICARDI Matteo	15:08	0/2	0.0		0/2															
*12	PRESCIUTTI Nicholas	15:12	1/1	100.0			1/1										3				
13	del LUNGO Marco																				
Totals			7/24	29.2	1/3	1/4	2/3	2/13	1/1		10	5	2	4/4			10	5	2	1	1
Cap No.	Goalkeepers	Saves/Shots							Timeouts		Exclusions with Substitution		Exclusions w/Subst after 4 min.								
Total	%	A	C	X	5m	PS	CA														
*1	TEMPESTI Stefano	8/18	44.4	3/4	0/1	2/4	2/7	0/1	1/1					4							
13	del LUNGO Marco													1							
Totals			8/18	44.4	3/4	0/1	2/4	2/7	0/1	1/1				0							



Results

Resultados / Résultats

CRO 10 - 7 ITA (1:1, 4:3, 3:2, 2:1)

Referees: KOGANOV Mark (AZE)
FLAHIVE Daniel Gerrard (AUS)

TWPC Delegates: PINKER Guy Don
IBERN Manuel

Period	CRO - Croatia													ITA - Italy																	
	Possession		EX	Goals (G) / Misses (M)					Extramen Efficiency			CT	Possession		EX	Goals (G) / Misses (M)					Extramen Efficiency			CT							
				X	AA	FT	5mF	PS	G	ATT	%					X	AA	FT	5mF	PS	G	ATT	%								
#	Time	G	M	G	M	G	M	G	M	G	M	G	ATT	%	#	Time	G	M	G	M	G	M	G	M	G	ATT	%				
Quarter 1	8	4:02			0	1	1	3			2				9	3:58				1	1			5							
Quarter 2	8	4:20			1			4			2	1	1		1	1	100.0			1		1	3			1		1	1	100.0	
Quarter 3	7	4:19			0	1		1			3	1		0	1	0.0			1	1			1	2			1	1	100.0		
Quarter 4	5	4:28			1	1	1	1		1		1		1	1	100.0	1	6	3:32	1		1	1		1	2					
Totals	28	17:09			2	3	2	9		1	5	5	1	2	3	66.7	1	32	14:51	1	2	1	2	5	2	4	7	1	2	2	100.0

Match CRO - ITA																
Possession		EX	2EX	Goals (G) / Misses (M)					Extramen Efficiency			CT				
				X	AA	FT	5mF	PS	G	ATT	%					
#	Time			G	M	G	M	G	M	G	M	G	ATT	%		
60	32:00	1	4	4	4	4	14	2	5	5	12	2	4	5	80.0	1

Legend:													
#	Number of possessions	%	Efficiency	*	Starting line-up	20C	20 seconds exclusion in the centre forward position						
20F	20 seconds exclusion in the field			2EX	Double Exclusion	5m	5 metre shot						
A	Action shot	AA	All Action shots (A, C and CA)	CA	Counter Attack	AS	Assists						
BL	Blocked shots	C	Centre shot			CT	Corner Throws						
EX	Exclusion (S - with substitution, N - with substitution after 4 min.)	No.	Number	P	Penalty	FT	Free throw						
M	Misses	TF	Turnover Fouls	TWPC	Technical Water Polo Committee	PS	Penalty Shot						
ST	Steals					G	Goals						
						SP	Sprint (Won/Sprints)						
						X	Extra player shot						



Results

Resultados / Résultats

ESP 10 - 4 FRA

(3:1, 3:0, 1:1, 3:2)

Referees: TOFFOLI Fabio (BRA)
 MOLNAR Peter (HUN)

TWPC Delegates: INOUE Takeshi
 SHARONOV Evgeny

ESP - Spain (White)

Cap No.	Name	Estimated Time Played	Goals/Shots							AS	TF	ST	BL	SP	Personal Fouls						
			Total	%	A	C	X	5m	PS						CA	20C	20F	2EX	P	EX	
1	AGUILAR VICENTE Inaki																				
2	MUNARRIZ EGANA Alberto	18:14	0/2	0.0			0/1	0/1			1		1								
*3	ROCA BARCELO Marc	12:10	1/2	50.0		0/1	1/1				1							1	1		
4	ALARCON TEVAR Ricard	7:51																	2		
*5	MOLINA RIOS Guillermo	25:50	2/6	33.3	0/1		1/1	0/3	1/1		2	1					2				
*6	MINGUELL ALFEREZ Marc	17:18	1/3	33.3		1/1		0/2			1						1	1			
*7	SZIRANYI SOMOGYI Balasz	15:07									1	3							2		
*8	ESPANOL LIFANTE Albert	23:51	1/3	33.3	1/1		0/1	0/1			1	1	1	2/2							
9	TAHULL COMPTE Roger	10:13	0/1	0.0				0/1			1	1	2	1			2	1		S	
10	FERNANDEZ MIRANDA Francisco	20:10	0/1	0.0			0/1				1	1	2	1/1							
11	MALLARACH GUELL Blai	17:12	2/3	66.7	0/1		2/2						1	1					1		
*12	ECHENIQUE SAGLIETTI Gonzalo	24:04	3/3	100.0			1/1	1/1	1/1		2	1	2	1	1/1						
*13	LOPEZ PINEDO Daniel	32:00											1								
Totals			10/24	41.7	1/3	1/2	5/8	1/9	2/2		6	11	9	3	4/4		5	8		1	1
Cap No.	Goalkeepers	Saves/Shots							Timeouts		Exclusions with Substitution		Exclusions w/Subst after 4 min.								
Total	%	A	C	X	5m	PS	CA														
1	AGUILAR VICENTE Inaki													2							
*13	LOPEZ PINEDO Daniel	9/13	69.2	1/2	0/1	2/4	6/6						1								
Totals		9/13	69.2	1/2	0/1	2/4	6/6						0								

FRA - France (Blue)

Cap No.	Name	Estimated Time Played	Goals/Shots							AS	TF	ST	BL	SP	Personal Fouls						
			Total	%	A	C	X	5m	PS						CA	20C	20F	2EX	P	EX	
*1	GARSAU Remi	32:00											1								
*2	SAUDADIER Remi	23:33	0/2	0.0			0/1	0/1			1		1					1			
*3	KOVACEVIC Igor	9:18	0/2	0.0			0/1	0/1			1		1	0/1			2	1			S
4	KHASZ Enzo	21:51									2	1					1				
*5	BLARY Romain	8:57									1						2				
*6	SIMON Thibaut	14:08	0/1	0.0				0/1										2			
*7	CROUSILLAT Ugo	28:03	2/5	40.0	1/2		1/2	0/1			1	2	1	1	0/3		1			1	
8	IZDINSKY Michal	15:15	0/3	0.0			0/1	0/2													
*9	MARZOUKI Mehdi	22:31	1/6	16.7			1/1	0/4	0/1		1	1		1							
10	PEISSON Mathieu	17:28	0/3	0.0	0/1			0/2			3	1						1		1	
11	TOMASEVIC Petar	19:23																1			
12	CAMARASA Alexandre	11:33	1/1	100.0			1/1				1							1			
13	MORIAME Jonathan																				
Totals			4/23	17.4	1/3	1/1	2/6	0/12	0/1		3	11	5	3	0/4		8	5		2	1
Cap No.	Goalkeepers	Saves/Shots							Timeouts		Exclusions with Substitution		Exclusions w/Subst after 4 min.								
Total	%	A	C	X	5m	PS	CA														
*1	GARSAU Remi	8/18	44.4	2/3	1/2	1/6	4/5	0/2						4							
13	MORIAME Jonathan													1							
Totals		8/18	44.4	2/3	1/2	1/6	4/5	0/2						0							



Results
Resultados / Résultats

ESP 10 - 4 FRA
(3:1, 3:0, 1:1, 3:2)

Referees: TOFFOLI Fabio (BRA)
MOLNAR Peter (HUN)

TWPC Delegates: INOUE Takeshi
SHARONOV Evgeny

Period	ESP - Spain													FRA - France																			
	Possession		EX	Goals (G) / Misses (M)					Extramén Efficiency			CT	Possession		EX	Goals (G) / Misses (M)					Extramén Efficiency			CT									
	#	Time		G	M	AA	FT	5mF	PS	G	ATT		%	#		Time	G	M	AA	FT	5mF	PS	G		ATT	%							
Quarter 1	10	4:10		2	2			1	2			2	3	66.7		10	3:50		1					5	1	1	1	100.0					
Quarter 2	8	4:13		1	1	1	1		1			1	2	50.0		8	3:47	1	0	2				1	2		0	2	0.0				
Quarter 3	7	3:59		1			1		1			1	1	100.0		6	4:01		0	2	1	1			1		0	2	0.0				
Quarter 4	7	3:22		1	1		1	1			3	1	1	100.0	1	7	4:38		1		1	1			3		1	1	100.0	2			
Totals	32	15:44		1	5	3	2	3	1	4		4	2		5	7	71.4	1	31	16:16	1	2	4	2	2		1	11	1	2	6	33.3	2

Match ESP - FRA																
Possession		EX	2EX	Goals (G) / Misses (M)					Extramén Efficiency			CT				
#	Time			X	AA	FT	5mF	PS	G	ATT	%					
63	32:00	2		7	7	4	5	1	5	15	2	1	7	13	53.8	3

Legend:														
#	Number of possessions	%	Efficiency	*	Starting line-up	20C	20 seconds exclusion in the centre forward position							
20F	20 seconds exclusion in the field			2EX	Double Exclusion	5m	5 metre shot							
A	Action shot	AA	All Action shots (A, C and CA)	CA	Counter Attack	AS	Assists							
BL	Blocked shots	C	Centre shot			CT	Corner Throws							
EX	Exclusion (S - with substitution, N - with substitution after 4 min.)	No.	Number	P	Penalty	FT	Free throw							
M	Misses	TF	Turnover Fouls	TWPC	Technical Water Polo Committee	PS	Penalty Shot							
ST	Steals					G	Goals							
						SP	Sprint (Won/Sprints)							
						X	Extra player shot							



Results
Resultados / Résultats

SRB 10 - 8 AUS
(2:2, 2:3, 2:1, 4:2)

Referees: ALEXANDRESCU Adrian (ROU)
BUCH Xevi (ESP)

TWPC Delegates: PAPAZIAN Richard
BOOKELMAN Peter

SRB - Serbia (White)

Cap No.	Name	Estimated Time Played	Goals/Shots								AS	TF	ST	BL	SP	Personal Fouls					
			Total	%	A	C	X	5m	PS	CA						20C	20F	2EX	P	EX	
1	PIJETLOVIC Gojko																				
2	MANDIC Dusan	18:51	0/2	0.0	0/1				0/1		1	2						1	1		
*3	GOCIC Zivko	21:17	0/1	0.0					0/1					1/1				1	1		
*4	RANDELOVIC Sava	4:08																	2		
5	CUK Milos	16:41	1/2	50.0				1/1	0/1			1			0/2				1		
*6	PIJETLOVIC Dusko	12:59	1/1	100.0				1/1				4							2		
7	NIKIC Slobodan	16:46	2/2	100.0		2/2						1		1							
8	ALEKSIC Milan	18:25	2/2	100.0				1/1	1/1										1		
9	JAKSIC Nikola	11:36	1/3	33.3		1/1	0/1	0/1						1							
*10	FILIPOVIC Filip	22:55	1/3	33.3				1/2		0/1		3	2	2	1						
*11	PRLAINOVIC Andrija	28:34	2/5	40.0	1/2			0/1	0/1	1/1				3	2						
*12	MITROVIC Stefan	19:48	0/5	0.0	0/1	0/1	0/1	0/2				1	2	2	0/1						
*13	MITROVIC Branislav	32:00												1							
Totals			10/26	38.5	1/4	3/4	4/8	1/8	1/2		4	11	9	6	1/4			5	5		
Cap No.	Goalkeepers	Saves/Shots								Timeouts		Exclusions with Substitution		Exclusions w/Subst after 4 min.							
Total	%	A	C	X	5m	PS	CA														
1	PIJETLOVIC Gojko																			2	
*13	MITROVIC Branislav	6/14	42.9	3/5	0/1	0/2	3/6													0	
Totals			6/14	42.9	3/5	0/1	0/2	3/6													0

AUS - Australia (Blue)

Cap No.	Name	Estimated Time Played	Goals/Shots								AS	TF	ST	BL	SP	Personal Fouls						
			Total	%	A	C	X	5m	PS	CA						20C	20F	2EX	P	EX		
*1	DENNERLEY Joel	32:00																				
*2	CAMPBELL Richie	28:22	1/6	16.7	0/2			0/1	1/3					1					1			
*3	FORD George	10:04																	1	1		
4	COTTERILL John	18:07	2/3	66.7	2/2				0/1			2		1					1			
5	MARTIN Tyler	12:58																				
6	GILCHRIST Jarrod	6:31																		1		
*7	ROACH Aidan	24:38	1/4	25.0	0/1			1/2	0/1			3	1						1			
*8	YOUNGER Aaron	30:48	1/3	33.3	0/1				1/2			1	3	1	1				1	1		
9	SWIFT Joel	14:58	1/2	50.0				1/1	0/1				3						1			
*10	KAYES Joe	14:12	1/2	50.0		1/1	0/1					4							2	1		
*11	HOWDEN Rhys	27:10	1/3	33.3					1/3					2								
12	EMERY Mitch	4:12																				
13	STANTON-FRENCH James																					
Totals			8/23	34.8	2/6	1/1	2/5	3/11			1	17	4	3	3/4			5	6	2	2	
Cap No.	Goalkeepers	Saves/Shots								Timeouts		Exclusions with Substitution		Exclusions w/Subst after 4 min.								
Total	%	A	C	X	5m	PS	CA															
*1	DENNERLEY Joel	11/21	52.4	2/3	1/4	4/8	3/4	1/2													4	
13	STANTON-FRENCH James																				2	
Totals			11/21	52.4	2/3	1/4	4/8	3/4	1/2													0



Results

Resultados / Résultats

SRB 10 - 8 AUS

(2:2, 2:3, 2:1, 4:2)

Referees: ALEXANDRESCU Adrian (ROU)
 BUCH Xevi (ESP)

TWPC Delegates: PAPAIZIAN Richard
 BOOKELMAN Peter

Period	SRB - Serbia													AUS - Australia																				
	Possession		EX	Goals (G) / Misses (M)										Extramen Efficiency	CT	Possession		EX	Goals (G) / Misses (M)										Extramen Efficiency	CT				
	#	Time		X		AA		FT		5mF		PS				G	ATT		%	#	Time	X		AA		FT		5mF			PS		G	ATT
			G	M	G	M	G	M	G	M	G	M	G	M	G			M				G	M	G	M	G	M	G	M	G	M			
Quarter 1	10	3:12		1	1	1	1				2		1	1	100.0	1	10	4:48		1	1	1			1	2		1	2	50.0	1			
Quarter 2	9	3:12		1	1		3				1		1	1	2	50.0		9	4:48		1		1		1	1	2		1	1	100.0	1		
Quarter 3	8	3:25		1	1						3	1	1	1	100.0	1	9	4:35		0	1		1		1	2		0	1	0.0				
Quarter 4	6	3:37		1	1	3					2		1	2	50.0		7	4:23	2	0	1	2	2		1									
Totals	33	13:26		4	4	4	4				1	7	1	1	4	6	66.7	2	35	18:34	2	2	3	3	4		1	3	7		2	4	50.0	2

Match SRB - AUS																	
Possession		EX	2EX	Goals (G) / Misses (M)										Extramen Efficiency	CT		
#	Time			X		AA		FT		5mF		PS				G	ATT
		G	M	G	M	G	M	G	M	G	M	G	ATT	%			
68	32:00	2		6	7	7	8		1	4	14	1	1	6	10	60.0	4

Legend:										
#	Number of possessions	%	Efficiency	*	Starting line-up	20C	20 seconds exclusion in the centre forward position			
20F	20 seconds exclusion in the field			2EX	Double Exclusion	5m	5 metre shot		5mF	5m shot in the field
A	Action shot	AA	All Action shots (A, C and CA)		AS	Assists		ATT	Attempts	
BL	Blocked shots	C	Centre shot		CA	Counter Attack		CT	Corner Throws	
EX	Exclusion (S - with substitution, N - with substitution after 4 min.)				FT	Free throw		G	Goals	
M	Misses	No.	Number		P	Penalty		PS	Penalty Shot	
ST	Steals	TF	Turnover Fouls		TWPC	Technical Water Polo Committee		SP	Sprint (Won/Sprints)	
								X	Extra player shot	



Results

Resultados / Résultats

GRE 9 - 4 BRA

(3:1, 1:1, 3:2, 2:0)

Referees: MARGETA Boris (SLO)
 NAUMOV Sergey (RUS)

TWPC Delegates: RACINE Jacques
 SOSTAR Aleksandar

GRE - Greece (White)

Cap No.	Name	Estimated Time Played	Goals/Shots							AS	TF	ST	BL	SP	Personal Fouls					
			Total	%	A	C	X	5m	PS						CA	20C	20F	2EX	P	EX
*1	FLEKAS Konstantinos	32:00																		
*2	MYLONAKIS Emmanouil	25:41	0/2	0.0	0/1			0/1					1							
3	DERVISIS Georgios	7:00	2/2	100.0			2/2											3		S
4	GENIDOUNIAS Konstantinos	12:25	1/3	33.3	1/1								1							
*5	FOUNTOULIS Ioannis	16:41	2/5	40.0	0/3	1/1							1					2	1	
6	PONTIKEAS Kyriakos	8:45																1	1	
*7	AFROUDAKIS Christos	27:14	1/1	100.0									1			2				
*8	DELAKEAS Evangelos Ioannis	15:21	1/2	50.0											1			2	1	S
*9	MOURIKIS Konstantinos	19:29	0/2	0.0				0/1	0/1						1		2			
10	KOLOMVOS Christodoulos	13:38	0/1	0.0			0/1								2		1		1	
11	GOUNAS Alexandres	19:02	2/3	66.7	1/1											1				
*12	VLACHOPOULOS Angelos	26:44	0/5	0.0	0/1			0/1	0/3						1		1			
13	GALANOPOULOS Stefanos																			
Totals			9/26	34.6	2/7	3/4	0/3	3/11	1/1				3	5	2	8	3/4	9	4	2
Cap No.	Goalkeepers	Saves/Shots							Timeouts		Exclusions with Substitution		Exclusions w/Subst after 4 min.							
Total	%	A	C	X	5m	PS	CA													
*1	FLEKAS Konstantinos	7/11	63.6	3/5	0/1	1/1	3/4						4	2	0					
13	GALANOPOULOS Stefanos																			
Totals		7/11	63.6	3/5	0/1	1/1	3/4													

BRA - Brazil (Blue)

Cap No.	Name	Estimated Time Played	Goals/Shots							AS	TF	ST	BL	SP	Personal Fouls						
			Total	%	A	C	X	5m	PS						CA	20C	20F	2EX	P	EX	
*1	SORO Slobodan	32:00																			
*2	CRIVELLA Jonas	16:47	0/1	0.0				0/1					1			0/1					
3	FRANCO Ruda	15:13	0/2	0.0	0/1				0/1				1								
4	ALONSO Ives	10:56																1			
5	SALEMI Paulo	7:38																1			
*6	ONETO GOMES Bernardo	27:55	0/8	0.0				0/2	0/6				1					1		1	
*7	BACHES Adrian	19:47	0/5	0.0	0/2			0/2	0/1						0/1			1			
*8	da COSTA E SILVA Felipe	16:31	2/3	66.7	1/2				1/1						1/2		2	1		S	
9	ROCHA Bernardo	9:47	0/1	0.0				0/1									2				
*10	PERRONE Felipe	32:00	1/4	25.0	1/3			0/1					1		1	1					
11	GUIMARAES Gustavo	12:46																1			
*12	VR LIC Josip	22:40	1/1	100.0			1/1								1	1	2				
13	ANTONELLI Vinicius																				
Totals			4/25	16.0	2/8	1/1	0/6	1/10					2	6	3	4	1/4	6	4	1	1
Cap No.	Goalkeepers	Saves/Shots							Timeouts		Exclusions with Substitution		Exclusions w/Subst after 4 min.								
Total	%	A	C	X	5m	PS	CA														
*1	SORO Slobodan	10/19	52.6	3/5	1/4	3/3	3/6	0/1					4	1	0						
13	ANTONELLI Vinicius																				
Totals		10/19	52.6	3/5	1/4	3/3	3/6	0/1													



Results
Resultados / Résultats

GRE 9 - 4 BRA
(3:1, 1:1, 3:2, 2:0)

Referees: MARGETA Boris (SLO)
NAUMOV Sergey (RUS)

TWPC Delegates: RACINE Jacques
SOSTAR Aleksandar

Period	GRE - Greece													BRA - Brazil																														
	Possession		EX	Goals (G) / Misses (M)										Extramens Efficiency	CT	Possession		EX	Goals (G) / Misses (M)										Extramens Efficiency	CT														
	#	Time		X		AA		FT		5mF		PS				#	Time		X		AA		FT		5mF		PS																	
				G	M	G	M	G	M	G	M	G	M						G	M	G	M	G	M	G	M	G	M			G	M	G	M										
Quarter 1	6	3:46													1	5	4:14																											
Quarter 2	6	4:02		0	2	1								2						0	2	0.0	1	7	3:58		0	1	1	3				1	2			0	1	0.0	1			
Quarter 3	7	4:14				2	1			1	1	2												6	3:46		0	2	2						1				0	1	0.0			
Quarter 4	8	3:54	2	0	1	1	2				1	1				0	1	0.0						8	4:06	1	0	2		3				2				0	2	0.0				
Totals	27	15:56	2	0	3	5	6	1	1	2	7	1			0	3	0.0	2	26	16:04	1	0	6	3	6							1	9			0	5	0.0	1					

Match GRE - BRA																	
Possession		EX	2EX	Goals (G) / Misses (M)										Extramens Efficiency		CT	
#	Time			X		AA		FT		5mF		PS		G	ATT		%
				G	M	G	M	G	M	G	M	G	M				
53	32:00	3		0	9	8	12	1	1	3	16	1		0	8	0.0	3

Legend:														
#	Number of possessions	%	Efficiency	*	Starting line-up	20C	20 seconds exclusion in the centre forward position							
20F	20 seconds exclusion in the field			2EX	Double Exclusion	5m	5 metre shot	5mF	5m shot in the field					
A	Action shot	AA	All Action shots (A, C and CA)	CA	Counter Attack	AS	Assists	ATT	Attempts					
BL	Blocked shots	C	Centre shot			CT	Corner Throws							
EX	Exclusion (S - with substitution, N - with substitution after 4 min.)	No.	Number	P	Penalty	FT	Free throw	G	Goals					
M	Misses	TF	Turnover Fouls	TWPC	Technical Water Polo Committee	PS	Penalty Shot	SP	Sprint (Won/Sprints)					
ST	Steals					X	Extra player shot							



Results
Resultados / Résultats

BRA 6 - 10 HUN
(0:3, 1:2, 3:3, 2:2)

Referees: BUCH Xevi (ESP)
IVANOVSKI Stanko (MNE)

TWPC Delegates: INOUE Takeshi
PAPAZIAN Richard

BRA - Brazil (White)

Cap No.	Name	Estimated Time Played	Goals/Shots							AS	TF	ST	BL	SP	Personal Fouls			
			Total	%	A	C	X	5m	PS						CA	20C	20F	2EX
*1	SORO Slobodan	32:00										1						
*2	CRIVELLA Jonas	17:00	1/2	50.0	1/2						2						1	
3	FRANCO Ruda	6:45									1						1	
4	ALONSO Ives	11:11	0/1	0.0	0/1												1	
5	SALEMI Paulo	12:02	0/2	0.0	0/2													
*6	ONETO GOMES Bernardo	24:12	2/6	33.3	0/1	0/1	1/1	1/3			1	1					1	
*7	BACHES Adrian	21:31	0/5	0.0	0/1		0/1	0/3			3	1		0/1				
*8	da COSTA E SILVA Felipe	25:33	0/3	0.0	0/1			0/2			2			0/2			2	
9	ROCHA Bernardo	7:20	0/1	0.0		0/1											2	
*10	PERRONE Felipe	32:00	2/5	40.0			0/2	2/3			3							
11	GUIMARAES Gustavo	15:57	1/2	50.0				0/1	1/1					0/1				
*12	VRILIC Josip	18:29									2	1					1	
13	ANTONELLI Vinicius																	
Totals			6/27	22.2	1/8	0/2	1/4	3/12	1/1		3	11	4		0/4		7	2
Cap No.	Goalkeepers	Estimated Time Played	Saves/Shots							AS	TF	ST	BL	SP	Personal Fouls			
			Total	%	A	C	X	5m	PS						CA	20C	20F	2EX
*1	SORO Slobodan	10/20	50.0	2/4	2/4	1/5	5/7											
13	ANTONELLI Vinicius																	
Totals			10/20	50.0	2/4	2/4	1/5	5/7										

Timeouts	4
Exclusions with Substitution	0
Exclusions w/Subst after 4 min.	0

HUN - Hungary (Blue)

Cap No.	Name	Estimated Time Played	Goals/Shots							AS	TF	ST	BL	SP	Personal Fouls			
			Total	%	A	C	X	5m	PS						CA	20C	20F	2EX
*1	NAGY Viktor	32:00										1						
2	ZALANKI Gergo	15:06	1/3	33.3	0/1		1/1	0/1			1						1	
3	MANHERCZ Krisztian	15:48	1/2	50.0	0/1			1/1			3	1		2/2				
*4	ERDELYI Balazs	22:10								1		2		2/2				1
*5	VAMOS Marton	21:22	2/3	66.7			1/1	1/2			1	1	1				1	
6	HOSNYANSZKY Norbert	19:50	2/3	66.7	1/1		1/2						1	2			1	
7	DECKER Adam	6:20														1	1	
*8	SZIVOS Marton	12:11									1						1	
*9	VARGA Daniel	26:19	0/3	0.0				0/3		1	1	2	1				2	
*10	VARGA Denes	23:37	1/4	25.0	1/1			0/3		1	1	1						
*11	KIS Gabor	16:43	1/3	33.3	0/1	1/1	0/1				4						1	
12	HARAI Balazs	12:34	2/4	50.0		1/3	1/1						1					
13	DECKER Attila																	
Totals			10/25	40.0	2/5	2/4	4/6	2/10		3	14	9	5	4/4		4	5	1
Cap No.	Goalkeepers	Estimated Time Played	Saves/Shots							AS	TF	ST	BL	SP	Personal Fouls			
			Total	%	A	C	X	5m	PS						CA	20C	20F	2EX
*1	NAGY Viktor	12/18	66.7	5/6	2/2	2/3	3/6	0/1										
13	DECKER Attila																	
Totals			12/18	66.7	5/6	2/2	2/3	3/6	0/1									

Timeouts	3
Exclusions with Substitution	0
Exclusions w/Subst after 4 min.	0



Results
Resultados / Résultats

BRA 6 - 10 HUN
(0:3, 1:2, 3:3, 2:2)

Referees: BUCH Xevi (ESP)
IVANOVSKI Stanko (MNE)

TWPC Delegates: INOUE Takeshi
PAPAZIAN Richard

Period	BRA - Brazil													HUN - Hungary																								
	Possession		EX	Goals (G) / Misses (M)										Extramen Efficiency	CT	Possession		EX	Goals (G) / Misses (M)										Extramen Efficiency	CT								
	#	Time		X		AA		FT		5mF		PS				#	Time		X		AA		FT		5mF		PS											
				G	M	G	M	G	M	G	M	G	M						G	M	G	M	G	M	G	M	G	M			G	M						
Quarter 1	8	4:12		0	1		4					1			1	9	3:48			2	1	1	1		1													1
Quarter 2	10	3:42		0	1		4					2	1		0	1	0.0			2	1		1		1									2	3	66.7		
Quarter 3	9	3:37		0	1	1		1						0	1	0.0			2	1	1	3				2							2	3	66.7	1		
Quarter 4	7	4:36		1			1				1	6		1	1	100.0					1	1			1	2												
Totals	34	16:07		1	3	1	9	1				2	9	1	1	3	33.3			3	36	15:53				4	2	4	5	1	2	1	6		4	6	66.7	2

Match BRA - HUN																	
Possession		EX	2EX	Goals (G) / Misses (M)										Extramen Efficiency		CT	
#	Time			X		AA		FT		5mF		PS		G	ATT		%
				G	M	G	M	G	M	G	M	G	M				
70	32:00			5	5	5	14	2	2	3	15	1	5	9	55.6		5

Legend:											
#	Number of possessions	%	Efficiency	*	Starting line-up	20C	20 seconds exclusion in the centre forward position				
20F	20 seconds exclusion in the field			2EX	Double Exclusion	5m	5 metre shot				
A	Action shot	AA	All Action shots (A, C and CA)	CA	Counter Attack	AS	Assists				
BL	Blocked shots	C	Centre shot			CT	Corner Throws				
EX	Exclusion (S - with substitution, N - with substitution after 4 min.)	No.	Number	P	Penalty	FT	Free throw				
M	Misses	TF	Turnover Fouls	TWPC	Technical Water Polo Committee	PS	Penalty Shot				
ST	Steals					G	Goals				
						SP	Sprint (Won/Sprints)				
						X	Extra player shot				



Results
Resultados / Résultats

MNE 9 - 9 ESP
(2:2, 3:2, 2:4, 2:1)

Referees: NAUMOV Sergey (RUS)
KORYZNA Radoslaw Piotr (POL)

TWPC Delegates: PINKER Guy Don
BOOKELMAN Peter

MNE - Montenegro (White)

Cap No.	Name	Estimated Time Played	Goals/Shots							AS	TF	ST	BL	SP	Personal Fouls					
			Total	%	A	C	X	5m	PS						CA	20C	20F	2EX	P	EX
*1	RADIC Zdravko	32:00										2								
*2	BRGULJAN Drasko	20:33	0/4	0.0	0/2		0/1	0/1				1	1			1/2	1		1	
3	PASKOVIC Vjekoslav	18:16	1/2	50.0				1/2				2	1	1						
*4	PETROVIC Antonio	12:44	0/2	0.0	0/1		0/1					1	1	1						
5	BRGULJAN Darko	18:28	2/4	50.0			2/2	0/1		0/1			1	1		0/1	1			
*6	RADOVIC Aleksandar	20:13	2/4	50.0	1/1		1/1	0/2				1	1	1						
*7	JANOVIC Mladan	25:36	2/6	33.3				1/5		1/1			1			0/1	1			
8	CUCKOVIC Uros	17:18	0/2	0.0			0/1	0/1									1			
*9	IVOVIC Aleksandar	15:22	0/2	0.0				0/2				2	1		1					
10	MISIC Sasa	10:54	1/5	20.0	0/1	1/3				0/1										
*11	KLIKOVAC Filip	19:21	1/2	50.0		1/1		0/1					2							
12	JOKIC Predrag	13:15	0/1	0.0				0/1						2						
13	SCEPANOVIC Milos																			
Totals			9/34	26.5	1/5	2/4	3/6	2/16		1/3			2	9	9	5	1/4	4		1
Cap No.	Goalkeepers	Saves/Shots							Timeouts		Exclusions with Substitution		Exclusions w/Subst after 4 min.							
Total	%	A	C	X	5m	PS	CA													
*1	RADIC Zdravko	4/13	30.8	1/3	0/3	0/2	3/4	0/1					4	0	0					
13	SCEPANOVIC Milos																			
Totals		4/13	30.8	1/3	0/3	0/2	3/4	0/1												

ESP - Spain (Blue)

Cap No.	Name	Estimated Time Played	Goals/Shots							AS	TF	ST	BL	SP	Personal Fouls					
			Total	%	A	C	X	5m	PS						CA	20C	20F	2EX	P	EX
1	AGUILAR VICENTE Inaki																			
2	MUNARRIZ EGANA Alberto	15:27	1/3	33.3			1/1	0/2				2		1						
*3	ROCA BARCELO Marc	6:08	1/1	100.0		1/1											1			
4	ALARCON TEVAR Ricard	12:44	0/2	0.0				0/2				1	2	1			2			
*5	MOLINA RIOS Guillermo	25:27	2/4	50.0			0/1	1/2	1/1			3	1	1	1/1					
*6	MINGUELL ALFEREZ Marc	24:26	0/2	0.0				0/2				1					1			
*7	SZIRANYI SOMOGYI Balasz	18:28	1/2	50.0	0/1	1/1						1	1							
*8	ESPANOL LIFANTE Albert	26:47	1/2	50.0	1/1			0/1				2	2							
9	TAHULL COMPTE Roger	9:44	1/1	100.0		1/1						2					1			
10	FERNANDEZ MIRANDA Francisco	18:10	1/1	100.0	1/1							2		1		2/2				
11	MALLARACH GUELL Blai	11:00	0/2	0.0				0/2												
*12	ECHENIQUE SAGLIETTI Gonzalo	23:39	1/3	33.3			1/1	0/2				1	3	1	0/1		1			
*13	LOPEZ PINEDO Daniel	32:00	0/2	0.0				0/2												
Totals			9/25	36.0	2/3	3/3	2/3	1/15	1/1				4	14	8	4	3/4	5	1	
Cap No.	Goalkeepers	Saves/Shots							Timeouts		Exclusions with Substitution		Exclusions w/Subst after 4 min.							
Total	%	A	C	X	5m	PS	CA													
1	AGUILAR VICENTE Inaki																			
*13	LOPEZ PINEDO Daniel	14/23	60.9	3/4	1/3	1/4	7/9	2/3									0			
Totals		14/23	60.9	3/4	1/3	1/4	7/9	2/3												



Results
Resultados / Résultats

MNE 9 - 9 ESP
(2:2, 3:2, 2:4, 2:1)

Referees: NAUMOV Sergey (RUS)
KORYZNA Radoslaw Piotr (POL)

TWPC Delegates: PINKER Guy Don
BOOKELMAN Peter

Period	MNE - Montenegro													ESP - Spain																							
	Possession		EX	Goals (G) / Misses (M)						Extramén Efficiency			CT	Possession		EX	Goals (G) / Misses (M)						Extramén Efficiency			CT											
				X		AA		FT		5mF		PS					G		M		G		M		G		M		G		M						
	#	Time	G	M	G	M	G	M	G	M	G	M	G	ATT	%	#	Time	G	M	G	M	G	M	G	M	G	M	G	ATT	%							
Quarter 1	9	3:43		1	1	1							1	2	50.0		9	4:17			1						3	1									
Quarter 2	8	4:41		0	1	1	4					2	4			0	1	0.0		4	8	3:19		1			1	1						1	1	100.0	
Quarter 3	9	2:44		1		1	1						5			1	1	100.0		10	5:16		1		3					5			1	1	100.0	1	
Quarter 4	8	4:15		1	1	1	3				2		1			1	2	50.0		1	9	3:45		0	1	1			1		3			0	1	0.0	
Totals	34	15:23		3	3	4	8				2	2	12			3	6	50.0		5	36	16:37		2	1	5	1	1	1	1	13	1		2	3	66.7	1

Match MNE - ESP																
Possession		EX	2EX	Goals (G) / Misses (M)						Extramén Efficiency			CT			
				X		AA		FT		5mF		PS		G		M
#	Time	G	M	G	M	G	M	G	M	G	M	G	ATT	%		
70	32:00			5	4	9	9	1	3	2	25	1	5	9	55.6	6

Legend:									
#	Number of possessions	%	Efficiency	*	Starting line-up	20C	20 seconds exclusion in the centre forward position		
20F	20 seconds exclusion in the field			2EX	Double Exclusion	5m	5 metre shot	5mF	5m shot in the field
A	Action shot	AA	All Action shots (A, C and CA)	CA	Counter Attack	AS	Assists	ATT	Attempts
BL	Blocked shots	C	Centre shot			CT	Corner Throws		
EX	Exclusion (S - with substitution, N - with substitution after 4 min.)	No.	Number	P	Penalty	FT	Free throw	G	Goals
M	Misses			PS	Penalty Shot	SP	Sprint (Won/Sprints)	X	Extra player shot
ST	Steals	TF	Turnover Fouls	TWPC	Technical Water Polo Committee				



Results
Resultados / Résultats

AUS 12 - 7 GRE
(5:3, 5:1, 0:1, 2:2)

Referees: GOMEZ Filippo (ITA)
PEILA Joe (USA)

TWPC Delegates: KURODA Ken
IBERN Manuel

AUS - Australia (White)

Cap No.	Name	Estimated Time Played	Goals/Shots							AS	TF	ST	BL	SP	Personal Fouls						
			Total	%	A	C	X	5m	PS						CA	20C	20F	2EX	P	EX	
1	DENNERLEY Joel																				
*2	CAMPBELL Richie	23:42	1/3	33.3			0/1	1/2									1	1			
*3	FORD George	5:47										1					1	1			
*4	COTTERILL John	30:01	3/4	75.0	1/1		2/2	0/1					2		1						
5	MARTIN Tyler	7:54	0/1	0.0				0/1					1		1			1			
6	GILCHRIST Jarrod	14:33	0/2	0.0	0/1			0/1					1		0/1						
7	ROACH Aidan	18:44	1/1	100.0				1/1					2		2			1			
*8	YOUNGER Aaron	23:03	2/5	40.0	0/1			2/4					2		1						
9	SWIFT Joel	13:22	1/1	100.0			1/1											2			
*10	KAYES Joe	16:54	1/3	33.3			1/2	0/1					1		1						
*11	HOWDEN Rhys	23:28	3/4	75.0	1/1			2/3					1	1	2		3/3	1			
12	EMERY Mitch	14:32	0/2	0.0	0/2													2			
*13	STANTON-FRENCH James	32:00																			
Totals			12/26	46.2	2/6	2/3	2/3	6/14					5	12	4	5	3/4	3	8		
Cap No.	Goalkeepers	Saves/Shots																			
Total	%	A	C	X	5m	PS	CA														
1	DENNERLEY Joel																				
*13	STANTON-FRENCH James	10/17	58.8	2/3	1/3	0/3	7/8														
Totals			10/17	58.8	2/3	1/3	0/3	7/8													

Timeouts	4
Exclusions with Substitution	0
Exclusions w/Subst after 4 min.	0

GRE - Greece (Blue)

Cap No.	Name	Estimated Time Played	Goals/Shots							AS	TF	ST	BL	SP	Personal Fouls					
			Total	%	A	C	X	5m	PS						CA	20C	20F	2EX	P	EX
*1	FLEGGAS Konstantinos	24:23										1								
*2	MYLONAKIS Emmanouil	21:05	0/1	0.0			0/1						2		0/1			1		
3	DERVISIS Georgios	14:22	1/3	33.3	1/2		0/1											1		
4	GENIDOUNIAS Konstantinos	18:21	0/4	0.0			0/1	0/3				1	1/2							
*5	FOUNTOULIS Ioannis	24:30	3/6	50.0	0/1		2/2	1/3												
6	PONTIKEAS Kyriakos	7:09	0/2	0.0		0/1	0/1					1								
*7	AFROUDAKIS Christos	22:15	0/1	0.0			0/1						2	1	1			1		
*8	DELAKAS Evangelos Ioannis	12:22	0/1	0.0			0/1						1		1			1		
*9	MOURIKIS Konstantinos	12:57	1/1	100.0		1/1							1		1			1		
10	KOLOMVOS Christodoulos	18:55											1		1					
11	GOUNAS Alexandres	19:29	1/5	20.0	0/2		1/1	0/2					1	1	1	0/1				
*12	VLACHOPOULOS Angelos	20:35	1/5	20.0	0/1	1/1	0/3						2		1					
13	GALANOPOULOS Stefanos	7:37																		
Totals			7/29	24.1	1/6	2/3	3/4	1/16					4	7	5	6	1/4	2	3	
Cap No.	Goalkeepers	Saves/Shots																		
Total	%	A	C	X	5m	PS	CA													
*1	FLEGGAS Konstantinos	1/9	11.1	1/2		0/2	0/5													
13	GALANOPOULOS Stefanos	1/5	20.0	0/1	0/2	1/2														
Totals			2/14	14.3	1/3	0/2	0/2	1/7												

Timeouts	3
Exclusions with Substitution	0
Exclusions w/Subst after 4 min.	0



Results
Resultados / Résultats

AUS 12 - 7 GRE
(5:3, 5:1, 0:1, 2:2)

Referees: GOMEZ Filippo (ITA)
PEILA Joe (USA)

TWPC Delegates: KURODA Ken
IBERN Manuel

Period	AUS - Australia													GRE - Greece																	
	Possession		EX	Goals (G) / Misses (M)					Extramén Efficiency			CT	Possession		EX	Goals (G) / Misses (M)					Extramén Efficiency			CT							
	#	Time		X	AA	FT	5mF	PS	G	ATT	%		#	Time		X	AA	FT	5mF	PS	G	ATT	%								
Quarter 1	8	3:36				1			4						8	4:24	1	1	1		1	5			1	1	100.0				
Quarter 2	9	4:16		0	1	3	1		1	2	3				8	3:44			1	2			2								
Quarter 3	8	4:04				3			1						8	3:56	1			2			4		1	1	100.0	1			
Quarter 4	9	4:15		2			1			3		2	2	100.0		8	3:45	1	1	1	1		1		3		1	2	50.0	1	
Totals	34	16:11		2	1	4	5		1	6	7		2	2	100.0		32	15:49	3	1	3	6		1	1	14		3	4	75.0	2

Match AUS - GRE																
Possession		EX	2EX	Goals (G) / Misses (M)					Extramén Efficiency			CT				
#	Time			X	AA	FT	5mF	PS	G	ATT	%					
66	32:00			5	2	7	11		2	7	21		5	6	83.3	2

Legend:														
#	Number of possessions	%	Efficiency	*	Starting line-up	20C	20 seconds exclusion in the centre forward position							
20F	20 seconds exclusion in the field			2EX	Double Exclusion	5m	5 metre shot							
A	Action shot	AA	All Action shots (A, C and CA)	CA	Counter Attack	AS	Assists							
BL	Blocked shots	C	Centre shot			CT	Corner Throws							
EX	Exclusion (S - with substitution, N - with substitution after 4 min.)	No.	Number	P	Penalty	FT	Free throw							
M	Misses	TF	Turnover Fouls	TWPC	Technical Water Polo Committee	PS	Penalty Shot							
ST	Steals					G	Goals							
						SP	Sprint (Won/Sprints)							
						X	Extra player shot							



Results
Resultados / Résultats

FRA 9 - 8 CRO
(3:2, 3:3, 2:1, 1:2)

Referees: NI Shi Wei (CHN)
GABER Hatem Abdelaziz (EGY)

TWPC Delegates: BALFANBAYEV Alan
SOSTAR Aleksandar

FRA - France (White)

Cap No.	Name	Estimated Time Played	Goals/Shots							AS	TF	ST	BL	SP	Personal Fouls					
			Total	%	A	C	X	5m	PS						CA	20C	20F	2EX	P	EX
*1	GARSAU Remi	32:00									1	2								
2	SAUDADIER Remi	17:21	2/5	40.0		2/5					1							1		
*3	KOVACEVIC Igor	30:25	0/1	0.0			0/1				1	2	1	0/3						
*4	KHASZ Enzo	23:55	0/4	0.0	0/1		0/2	0/1			2	2	2							
5	BLARY Romain	10:47	1/1	100.0		1/1					1	1								
*6	SIMON Thibaut	19:27	1/1	100.0	1/1						1		1				3		S	
*7	CROUSILLAT Ugo	22:51	0/4	0.0	0/2			0/2			1	1	1	0/1						
8	IZDINSKY Michal	11:05	1/2	50.0	1/2											1	1			
*9	MARZOUKI Mehdi	21:01	3/6	50.0	1/2	1/2	1/2													
10	PEISSON Mathieu	10:19	1/1	100.0			1/1				1	1	2				1			
11	TOMASEVIC Petar	18:16									1	1		1			1			
*12	CAMARASA Alexandre	6:33										1								
13	MORIAME Jonathan																			
Totals			9/25	36.0	3/8	4/8	2/6	0/3			6	13	9	3	0/4		5	2	1	1
Cap No.	Goalkeepers	Estimated Time Played	Saves/Shots							AS	TF	ST	BL	SP	Personal Fouls					
			Total	%	A	C	X	5m	PS						CA	20C	20F	2EX	P	EX
*1	GARSAU Remi		12/20	60.0	0/1	4/5	2/5	5/7	1/1	0/1										
13	MORIAME Jonathan																			
Totals			12/20	60.0	0/1	4/5	2/5	5/7	1/1	0/1										

Timeouts	2
Exclusions with Substitution	1
Exclusions w/Subst after 4 min.	0

CRO - Croatia (Blue)

Cap No.	Name	Estimated Time Played	Goals/Shots							AS	TF	ST	BL	SP	Personal Fouls						
			Total	%	A	C	X	5m	PS						CA	20C	20F	2EX	P	EX	
1	PAVIC Josip																				
2	BURIC Damir	10:44	1/1	100.0			1/1										1				
*3	PETKOVIC Antonio	24:30	0/3	0.0			0/1	0/1	0/1		1	2	1								
4	LONCAR Luka	11:10	0/3	0.0	0/1	0/1	0/1					1	1								
5	JOKOVIC Maro	18:19	0/1	0.0				0/1				1	2		1/1						
*6	BUKIC Luka	25:37	1/3	33.3			1/1	0/2						2/2		1					
*7	MACAN Marko	9:20									1					3			S		
8	BUSLJE Andro	14:33														1					
*9	SUKNO Sandro	20:29	3/4	75.0			1/1	2/3				1		1/1		1					
*10	KRAPIC Ivan	16:48	2/6	33.3	1/1	1/5						3				1					
11	SETKA Andelo	17:54	1/2	50.0					0/1	1/1	1										
*12	GARCIA GADEA Javier	22:36	0/5	0.0			0/1	0/4			1	3	1								
*13	BIJAC Marko	32:00											1								
Totals			8/28	28.6	1/2	1/6	3/6	2/11	0/1	1/2	4	13	6		4/4		8				1
Cap No.	Goalkeepers	Estimated Time Played	Saves/Shots							AS	TF	ST	BL	SP	Personal Fouls						
			Total	%	A	C	X	5m	PS						CA	20C	20F	2EX	P	EX	
1	PAVIC Josip																				
*13	BIJAC Marko		9/18	50.0	2/5	2/6	3/5	2/2													
Totals			9/18	50.0	2/5	2/6	3/5	2/2													

Timeouts	4
Exclusions with Substitution	1
Exclusions w/Subst after 4 min.	0



Results
 Resultados / Résultats

FRA 9 - 8 CRO
 (3:2, 3:3, 2:1, 1:2)

Referees: NI Shi Wei (CHN)
 GABER Hatem Abdelaziz (EGY)

TWPC Delegates: BALFANBAYEV Alan
 SOSTAR Aleksandar

Period	FRA - France												CRO - Croatia																							
	Possession		EX	Goals (G) / Misses (M)					Extramem Efficiency			CT	Possession		EX	Goals (G) / Misses (M)					Extramem Efficiency			CT												
	#	Time		G	M	G	M	G	M	G	M		G	M		G	M	G	M	G	M	G	M		G	M										
Quarter 1	8	3:39		0	1	3	2			1				1	1	100.0		9	4:21		0	1	2	2		2		3								
Quarter 2	9	4:17		1		2	2						1	1	100.0		9	3:43		2		1	2		1	1	1		1	2	2	100.0				
Quarter 3	7	4:16		0	3	2	1		1								3	8	3:44	1				1		1	1									
Quarter 4	9	3:47		1	1		4						1	1	100.0		10	4:13		1	2		2		1	1			1	3	33.3		1			
Totals	33	15:59		1	2	4	7	9		1	2		2	2	100.0		3	36	16:01		1	3	3	3	7		3	2	6		1	3	5	60.0		1

Match FRA - CRO																	
Possession		EX	2EX	Goals (G) / Misses (M)					Extramem Efficiency			CT					
#	Time			X	AA	FT	5mF	PS	G	ATT	%						
69	32:00	2		5	7	10	16		4	2	8	1	5	7	71.4		4

#	Number of possessions	%	Efficiency	*	Starting line-up	20C	20 seconds exclusion in the centre forward position
20F	20 seconds exclusion in the field			2EX	Double Exclusion	5m	5 metre shot
A	Action shot	AA	All Action shots (A, C and CA)	CA	Counter Attack	AS	Assists
BL	Blocked shots	C	Centre shot	CT	Corner Throws	FT	Free throw
EX	Exclusion (S - with substitution, N - with substitution after 4 min.)	No.	Number	P	Penalty	PS	Penalty Shot
M	Misses	TF	Turnover Fouls	TWPC	Technical Water Polo Committee	G	Goals
ST	Steals					SP	Sprint (Won/Sprints)
						X	Extra player shot





Results

Resultados / Résultats

SRB 12 - 8 JPN

(2:5, 3:0, 4:2, 3:1)

Referees: PERIS Nenad (CRO)
 MERCIER Benjamin (FRA)

TWPC Delegates: FIROIU Niculae
 RACINE Jacques

SRB - Serbia (White)

Cap No.	Name	Estimated Time Played	Goals/Shots							AS	TF	ST	BL	SP	Personal Fouls					
			Total	%	A	C	X	5m	PS						CA	20C	20F	2EX	P	EX
1	PIJETLOVIC Gojko	16:00										1								
2	MANDIC Dusan	20:37	1/1	100.0		1/1						3		1						
*3	GOCIC Zivko	22:06									1	2	3	1	1/2					
4	RANDELOVIC Sava	6:50																	1	
5	CUK Milos	19:14	1/1	100.0	1/1							2			1/1		2	1	S	
*6	PIJETLOVIC Dusko	9:58	2/4	50.0		1/2			1/2			1				1	2		S	
7	NIKIC Slobodan	18:35	1/5	20.0		0/4	1/1					2	1	1						
*8	ALEKSIC Milan	17:54										1	1	1					1	
9	JAKSIC Nikola	9:44											1	1					1	
*10	FILIPOVIC Filip	19:56	6/7	85.7	1/1	1/1	1/2	1/1	2/2			2	1	1	1					
*11	PRLAINOVIC Andrija	26:18	0/4	0.0	0/1	0/1			0/2			2	3	2	1					
*12	MITROVIC Stefan	20:48	1/6	16.7	0/2	1/2	0/1	0/1				2	1	1	0/1					
*13	MITROVIC Branislav	16:00																		
Totals			12/28	42.9	2/5	4/11	2/4	2/6	2/2			5	17	11	8	2/4	3	4	2	2
Cap No.	Goalkeepers	Estimated Time Played	Saves/Shots							AS	TF	ST	BL	SP	Personal Fouls					
			Total	%	A	C	X	5m	PS						CA	20C	20F	2EX	P	EX
1	PIJETLOVIC Gojko		7/10	70.0	3/3	1/1	2/3	1/1	0/2											4
*13	MITROVIC Branislav		2/7	28.6	0/1		0/1	2/3		0/2										2
Totals			9/17	52.9	3/4	1/1	2/4	3/4	0/2	0/2										0

Timeouts	4
Exclusions with Substitution	2
Exclusions w/Subst after 4 min.	0

JPN - Japan (Blue)

Cap No.	Name	Estimated Time Played	Goals/Shots							AS	TF	ST	BL	SP	Personal Fouls					
			Total	%	A	C	X	5m	PS						CA	20C	20F	2EX	P	EX
*1	TANAMURA Katsuyuki	32:00									1		4							
2	ADACHI Seiya	22:55	0/5	0.0	0/2	0/1	0/1	0/1					2							
*3	ARAI Atsushi	10:24									1						2	1	S	
*4	SHIGA Mitsuaki	27:14	0/2	0.0			0/1	0/1			1	2	4	2/4		2				
5	YANASE Akira	14:37										6				1				
*6	IIDA Atsuto	24:34	0/2	0.0				0/2				1								
*7	SHIMIZU Yusuke	14:44										3	1							
8	KADONO Yuki	7:17	1/2	50.0	0/1		1/1													
*9	TAKEI Koji	31:10	5/12	41.7	1/3		1/3	0/2	2/2	1/2			2							
10	YASUDA Kenya	2:47	0/1	0.0				0/1											1	
*11	OKAWA Keigo	23:47	2/6	33.3			0/1	1/4		1/1		1								
12	HAZUI Shota	12:31	0/2	0.0				0/2				1				1	1			
13	FUKUSHIMA Tomoyoshi																			
Totals			8/32	25.0	1/6	0/1	2/7	1/13	2/2	2/3		3	16	13	2/4	1	6	2	1	
Cap No.	Goalkeepers	Estimated Time Played	Saves/Shots							AS	TF	ST	BL	SP	Personal Fouls					
			Total	%	A	C	X	5m	PS						CA	20C	20F	2EX	P	EX
*1	TANAMURA Katsuyuki		11/23	47.8	3/5	5/9	0/2	3/5	0/2											3
13	FUKUSHIMA Tomoyoshi																			1
Totals			11/23	47.8	3/5	5/9	0/2	3/5	0/2											0

Timeouts	3
Exclusions with Substitution	1
Exclusions w/Subst after 4 min.	0



Results
Resultados / Résultats

SRB 12 - 8 JPN
(2:5, 3:0, 4:2, 3:1)

Referees: PERIS Nenad (CRO)
MERCIER Benjamin (FRA)

TWPC Delegates: FIROIU Nicolae
RACINE Jacques

Period	SRB - Serbia													JPN - Japan																		
	Possession		EX	Goals (G) / Misses (M)										Extramen Efficiency		CT	Possession		EX	Goals (G) / Misses (M)										Extramen Efficiency		CT
				X		AA		FT		5mF		PS								X		AA		FT		5mF		PS				
	#	Time	G	M	G	M	G	M	G	M	G	M	G	ATT	%	#	Time	G	M	G	M	G	M	G	M	G	M	G	ATT	%		
Quarter 1	10	3:37		1		3					1	1	1	100.0		11	4:23	1	1	3	1	1		1		1	2	50.0				
Quarter 2	11	3:39		0	1	2	4	1				1				12	4:21	0	1		1	1		1		3	0	1	0.0			
Quarter 3	12	3:50		1	1	2		1	1				1	2	50.0		11	4:10	1	1	1		4		1	1	1	2	50.0			
Quarter 4	11	3:47	2		2	3	1			1						10	4:13	0	2		1			6	1	0	1	0.0	2			
Totals	44	14:53	2	2	2	6	10	2	2	2	2	2	2	3	66.7	44	17:07	1	2	5	3	7	1	1	11	2	2	6	33.3	2		

Match SRB - JPN																
Possession		EX	2EX	Goals (G) / Misses (M)										Extramen Efficiency		CT
#	Time			X		AA		FT		5mF		PS		G	ATT	
88	32:00	3		4	7	9	17	3	3	13	4	4	9	44.4	2	

Legend:									
#	Number of possessions	%	Efficiency	*	Starting line-up	20C	20 seconds exclusion in the centre forward position		
20F	20 seconds exclusion in the field			2EX	Double Exclusion	5m	5 metre shot	5mF	5m shot in the field
A	Action shot	AA	All Action shots (A, C and CA)	CA	Counter Attack	AS	Assists	ATT	Attempts
BL	Blocked shots	C	Centre shot			CT	Corner Throws		
EX	Exclusion (S - with substitution, N - with substitution after 4 min.)	No.	Number	P	Penalty	FT	Free throw	G	Goals
M	Misses	TF	Turnover Fouls	TWPC	Technical Water Polo Committee	PS	Penalty Shot	SP	Sprint (Won/Sprints)
ST	Steals					X	Extra player shot		



Results

Resultados / Résultats

USA 10 - 7 ITA

(2:4, 3:2, 3:1, 2:0)

Referees: MARGETA Boris (SLO)
 PUTNIKOVIC Vojin (SRB)

TWPC Delegates: EL ALLAM Farid
 SHARONOV Evgeny

USA - United States (White)

Cap No.	Name	Estimated Time Played	Goals/Shots								AS	TF	ST	BL	SP	Personal Fouls					
			Total	%	A	C	X	5m	PS	CA						20C	20F	2EX	P	EX	
1	MOSES Merrill	15:51																			
2	DUNSTAN Thomas	15:55	1/2	50.0	0/1		1/1							0/1					1		
3	HALLOCK Benjamin	12:27	0/1	0.0		0/1					1	1		1					1		
4	OBERT Alex	23:48	2/3	66.7		1/1	1/1	0/1				2									
*6	CUPIDO Luca	28:31	1/5	20.0	0/1		1/1	0/3			1		1	2							
*7	SAMUELS Joshua	26:33	2/5	40.0	2/2		0/1	0/2				6	1		0/2				1		
*8	AZEVEDO Tony	28:14	2/8	25.0	1/2		0/1	1/4		0/1	1	1	1	1							
*10	BONANNI Bret	23:29	2/3	66.7			1/1	1/1	0/1			1	1		0/1				1		
*11	SMITH Jesse	16:07	0/1	0.0				0/1			1		2	1				1	1		
*12	MANN John	16:56																			
*13	BARON McQuin	16:09																			
(S)	ROELSE Alex																				
(S)	BOWEN Alex																				
Totals			10/28	35.7	3/6	1/2	4/6	2/12	0/1	0/1	4	11	7	5	0/4			1	5		
Cap No.	Goalkeepers	Saves/Shots								Timeouts		Exclusions with Substitution		Exclusions w/Subst after 4 min.							
Total	%	A	C	X	5m	PS	CA														
1	MOSES Merrill	6/7	85.7		3/3		3/4													4	
*13	BARON McQuin	4/10	40.0	3/4		0/2	1/3		0/1											0	
Totals			10/17	58.8	3/4	3/3	0/2	4/7		0/1											0

ITA - Italy (Blue)

Cap No.	Name	Estimated Time Played	Goals/Shots								AS	TF	ST	BL	SP	Personal Fouls						
			Total	%	A	C	X	5m	PS	CA						20C	20F	2EX	P	EX		
1	TEMPESTI Stefano	16:00																				
*2	di FULVIO Francesco	22:28	2/4	50.0	1/1		0/1	1/2				1	2		4/4				1			
3	GITTO Niccolo'	17:51	0/2	0.0			0/1	0/1											1			
*4	FIGLIOLI Pietro	23:19	2/3	66.7				1/2		1/1		3							1			
5	FONDELLI Andrea	16:18	0/5	0.0	0/2		0/1	0/2						1					1			
6	VELOTTI Alessandro	13:38	0/1	0.0				0/1					1						1			
*7	NORA Alessandro	15:25	0/3	0.0	0/1		0/1	0/1					1						1	1		
8	GALLO Valentino	13:38	0/1	0.0								1							2			
*9	PRESCIUTTI Christian	21:07	1/2	50.0				1/2			1	2	2									
*10	BODEGAS Michael Alexandre	21:52	1/3	33.3	0/2		1/1					2	1						1			
*11	AICARDI Matteo	18:24	1/4	25.0		0/3	1/1					3										
12	PRESCIUTTI Nicholas	8:00	0/1	0.0				0/1					1									
*13	del LUNGO Marco	16:00									1		1									
Totals			7/29	24.1	1/6	0/3	2/6	3/12		1/1	2	13	9	1	4/4			5	4		1	
Cap No.	Goalkeepers	Saves/Shots								Timeouts		Exclusions with Substitution		Exclusions w/Subst after 4 min.								
Total	%	A	C	X	5m	PS	CA															
1	TEMPESTI Stefano	5/10	50.0	2/4	0/1	1/2	2/3														4	
*13	del LUNGO Marco	6/11	54.5	1/2	1/1	1/4	1/2	1/1	1/1												0	
Totals			11/21	52.4	3/6	1/2	2/6	3/5	1/1	1/1												0



Results

Resultados / Résultats

USA 10 - 7 ITA

(2:4, 3:2, 3:1, 2:0)

Referees: MARGETA Boris (SLO)
 PUTNIKOVIC Vojin (SRB)

TWPC Delegates: EL ALLAM Farid
 SHARONOV Evgeny

Period	USA - United States														ITA - Italy																			
	Possession		EX	Goals (G) / Misses (M)										Extramen Efficiency			CT	Possession		EX	Goals (G) / Misses (M)										Extramen Efficiency			CT
	#	Time		X		AA		FT		5mF		PS		G	ATT	%		#	Time		X		AA		FT		5mF		PS		G	ATT	%	
				G	M	G	M	G	M	G	M	G	M								G	M	G	M	G	M	G	M	G	M				
Quarter 1	10	3:41			1	2		1	1	2						10	4:19		1	2	2	2	1					1	1	100.0				
Quarter 2	10	3:46		3	1		1						1	3	4	75.0	10	4:14		1		3	1			2		1	1	100.0				
Quarter 3	9	4:02		1	1	2	1		1		2		1	1	100.0	9	3:58		0	1				1	5		0	1	0.0					
Quarter 4	8	3:25				1	1	1	1		2					8	4:35		0	1		3			1		0	1	0.0					
Totals	37	14:54		4	2	4	5	1	3	1	7		1	4	5	80.0	37	17:06		2	4	2	8	2		1	9		2	4	50.0			

Match USA - ITA																	
Possession		EX	2EX	Goals (G) / Misses (M)										Extramen Efficiency			CT
#	Time			X		AA		FT		5mF		PS		G	ATT	%	
				G	M	G	M	G	M	G	M	G	M				
74	32:00			6	6	6	13	3	3	2	16		1	6	9	66.7	1

Legend:									
#	Number of possessions	(S)	Suspended	%	Efficiency	*	Starting line-up		
20C	20 seconds exclusion in the centre forward position	20F	20 seconds exclusion in the field	2EX	Double Exclusion				
5m	5 metre shot	5mF	5m shot in the field	A	Action shot	AA	All Action shots (A, C and CA)		
AS	Assists	ATT	Attempts	BL	Blocked shots	C	Centre shot	CA	Counter Attack
CTEX	Corner ThrowsExclusion (S - with substitution, N - with substitution after 4 min.)	FT	Free throw	P	Penalty	PS	Penalty Shot		
G	Goals	M	Misses	No.	Number	TWPC	Technical Water Polo Committee		
SP	Sprint (Won/Sprints)	ST	Steals	TF	Turnover Fouls				
X	Extra player shot								



Results
Resultados / Résultats

HUN 11 - 13 MNE
(1:2, 2:3, 3:3, 3:1) (PSO 2:4)

Referees: KOGANOV Mark (AZE)
PEILA Joe (USA)

TWPC Delegates: PINKER Guy Don
SHARONOV Evgeny

HUN - Hungary (White)

Cap No.	Name	Estimated Time Played	Goals/Shots							AS	TF	ST	BL	SP	Personal Fouls						
			Total	%	A	C	X	5m	PS						CA	20C	20F	2EX	P	EX	
*1	NAGY Viktor	12:01																			
2	ZALANKI Gergo	10:31	0/1	0.0			0/1						0/1								
3	MANHERCZ Krisztian	20:48	1/3	33.3	1/1		0/1	0/1		2			0/1								
*4	ERDELYI Balazs	13:53	3/5	60.0	2/2	1/1		0/2			1	1		1/2							
*5	VAMOS Marton	27:26	3/6	50.0	1/1			2/5			1							1			
6	HOSNYANSZKY Norbert	22:01	0/3	0.0			0/1	0/2		1	1		1								
7	DECKER Adam	9:16																			
*8	SZIVOS Marton	14:58	0/3	0.0				0/3		1		1						2			
*9	VARGA Daniel	22:10	0/3	0.0				0/3			1	1	1					1	1		
*10	VARGA Denes	24:54	2/6	33.3	0/1		1/2	1/3													
*11	KIS Gabor	13:37	0/2	0.0		0/2					1							1			
12	HARAI Balazs	12:26	0/1	0.0		0/1													2		
13	DECKER Attila	19:59										3									
Totals			9/33	27.3	4/5	1/4	1/5	3/19		4	5	6	2	1/4	4	4					
Cap No.	Goalkeepers	Saves/Shots							Timeouts		Exclusions with Substitution		Exclusions w/Subst after 4 min.								
Total	%	A	C	X	5m	PS	CA														
*1	NAGY Viktor	0/4	0.0		0/1	0/3							4								
13	DECKER Attila	4/9	44.4	0/1	0/1	0/1	4/6						0								
Totals			4/13	30.8	0/1	0/1	0/2	4/9					0								

MNE - Montenegro (Blue)

Cap No.	Name	Estimated Time Played	Goals/Shots							AS	TF	ST	BL	SP	Personal Fouls						
			Total	%	A	C	X	5m	PS						CA	20C	20F	2EX	P	EX	
1	RADIC Zdravko																				
*2	BRGULJAN Drasko	27:43	2/6	33.3	0/1		1/2	1/3		3		1	2	1/1							
*3	PASKOVIC Vjekoslav	19:32	1/2	50.0	1/1			0/1			1			2/3				1			
4	PETROVIC Antonio	16:51	0/1	0.0			0/1				1							1	1		
5	BRGULJAN Darko	12:03									1							1			
*6	RADOVIC Aleksandar	18:21	1/3	33.3	0/1			1/2			1	1	2					2			
*7	JANOVIC Mladan	28:47	1/6	16.7	0/1			1/5				2									
*8	CUCKOVIC Uros	8:07																1			
*9	IVOVIC Aleksandar	30:55	3/5	60.0		1/1		2/4			1		1					1			
10	MISIC Sasa	5:32									1										
11	KLIKOVAC Filip	10:13	1/1	100.0			1/1				1										
12	JOKIC Predrag	13:56									2							1			
*13	SCEPANOVIC Milos	32:00																			
Totals			9/24	37.5	1/4	1/1	2/4	5/15		3	11	4	5	3/4	6	3					
Cap No.	Goalkeepers	Saves/Shots							Timeouts		Exclusions with Substitution		Exclusions w/Subst after 4 min.								
Total	%	A	C	X	5m	PS	CA														
1	RADIC Zdravko													4							
*13	SCEPANOVIC Milos	13/22	59.1	1/5	2/3	2/3	8/11						0								
Totals			13/22	59.1	1/5	2/3	2/3	8/11					0								



Results
Resultados / Résultats

HUN 11 - 13 MNE
(1:2, 2:3, 3:3, 3:1) (PSO 2:4)

Referees: KOGANOV Mark (AZE)
PEILA Joe (USA)

TWPC Delegates: PINKER Guy Don
SHARONOV Evgeny

Penalty Shoot Out

Team **HUN - Hungary**
Goalkeeper DECKER Attila

Team **MNE - Montenegro**
Goalkeeper SCEPANOVIC Milos

Cap No.	Player	Goals	Total
10	VARGA Denes	Goal	1 - 1
9	VARGA Daniel	Goal	2 - 2
5	VAMOS Marton	Saved	2 - 3
6	HOSNYANSZKY Norbert	Saved	2 - 3

Cap No.	Player	Goals	Total
9	IVOVIC Aleksandar	Goal	0 - 1
6	RADOVIC Aleksandar	Goal	1 - 2
5	BRGULJAN Darko	Goal	2 - 3
7	JANOVIC Mladan	Missed	2 - 3
3	PASKOVIC Vjekoslav	Goal	2 - 4

Period	HUN - Hungary													MNE - Montenegro																			
	Possession		EX	Goals (G) / Misses (M)										Extram Efficiency		CT	Possession		EX	Goals (G) / Misses (M)										Extram Efficiency		CT	
	#	Time		X	AA	FT	5mF	PS	G	M	G	M	G	ATT	%		#	Time		X	AA	FT	5mF	PS	G	M	G	M	G	ATT	%		
	G	M	G	M	G	M	G	M	G	M	G	M	G	M	G	M	G	M	G	M	G	M	G	M	G	M	G	M	G	M			
Quarter 1	7	4:41		0	2	1	2		1		4		0	1	0.0	2	8	3:19		1		1		3	1			1	1	100.0			
Quarter 2	9	3:49		1	1	1			1		5		1	1	100.0	1	9	4:11		0	1		2	3			0	1	0.0				
Quarter 3	8	4:04				1	2		1	2	2					1	9	3:56		1		1		1	1	2		1	1	100.0			
Quarter 4	8	4:22		0	1	2				1	2					8	3:38		0	1	1			1		3		0	1	0.0			
PSO											2	2														4	1						
Totals	32	16:56		1	4	5	4		3	3	13	2	2	1	2	50.0	4	34	15:04		2	2	2	3	3	5	2	5	4	1	2	4	50.0

Match HUN - MNE																	
Possession		EX	2EX	Goals (G) / Misses (M)										Extram Efficiency		CT	
#	Time			X	AA	FT	5mF	PS	G	M	G	M	G	ATT	%		
66	32:00			3	6	7	7	3	8	5	18	6	3	3	6	50.0	4

Legend:															
#	Number of possessions	%	Efficiency	*	Starting line-up	20C	20 seconds exclusion in the centre forward position								
20F	20 seconds exclusion in the field			2EX	Double Exclusion	5m	5 metre shot		5mF	5m shot in the field					
A	Action shot	AA	All Action shots (A, C and CA)			AS	Assists		ATT	Attempts					
BL	Blocked shots	C	Centre shot		CA	Counter Attack									
EX	Exclusion (S - with substitution, N - with substitution after 4 min.)														
M	Misses	No.	Number		P	Penalty									
SP	Sprint (Won/Sprints)	ST	Steals		TF	Turnover Fouls									
X	Extra player shot														
						PS	Penalty Shot		PSO	Penalty Shoot Out					
						TWPC	Technical Water Polo Committee								



Results
Resultados / Résultats

GRE 5 - 9 ITA
(0:2, 2:2, 1:2, 2:3)

Referees: MARGETA Boris (SLO)
NAUMOV Sergey (RUS)

TWPC Delegates: BALFANBAYEV Alan
BOOKELMAN Peter

GRE - Greece (White)

Cap No.	Name	Estimated Time Played	Goals/Shots							AS	TF	ST	BL	SP	Personal Fouls					
			Total	%	A	C	X	5m	PS						CA	20C	20F	2EX	P	EX
*1	FLEKAS Konstantinos	32:00																		
*2	MYLONAKIS Emmanouil	14:45	0/3	0.0			0/1	0/1		0/1			0/1			1				
3	DERVISIS Georgios	10:03	0/1	0.0				0/1				1				3				S
4	GENIDOUNIAS Konstantinos	21:18	0/4	0.0			0/1	0/3					0/3							
*5	FOUNTOULIS Ioannis	28:59	2/7	28.6			2/4	0/3					1			1				
6	PONTIKEAS Kyriakos	8:38										1	1			2				
*7	AFROUDAKIS Christos	26:15	0/1	0.0				0/1				1	2			1				
*8	DELAKAS Evangelos Ioannis	6:59											1			3				S
*9	MOURIKIS Konstantinos	18:44	2/3	66.7		0/1	2/2					6				1	1			
10	KOLOMVOS Christodoulos	12:45									1		1							
11	GOUNAS Alexandres	15:37	0/1	0.0				0/1			1	2								
*12	VLACHOPOULOS Angelos	27:57	1/6	16.7			1/1	0/5												
13	GALANOPOULOS Stefanos																			
Totals			5/26	19.2		0/1	5/9	0/15		0/1		4	9	4	5	0/4	9	3	1	2
Cap No.	Goalkeepers	Saves/Shots							Timeouts		Exclusions with Substitution		Exclusions w/Subst after 4 min.							
Total	%	A	C	X	5m	PS	CA													
*1	FLEKAS Konstantinos	7/16	43.8	1/1	1/2	3/7	2/5	0/1					4	2	0					
13	GALANOPOULOS Stefanos																			
Totals		7/16	43.8	1/1	1/2	3/7	2/5	0/1												

ITA - Italy (Blue)

Cap No.	Name	Estimated Time Played	Goals/Shots							AS	TF	ST	BL	SP	Personal Fouls					
			Total	%	A	C	X	5m	PS						CA	20C	20F	2EX	P	EX
*1	TEMPESTI Stefano	32:00								1		2								
*2	di FULVIO Francesco	29:57	1/4	25.0	0/1			1/3		2	1		1	1/1		1				
3	GITTO Niccolo'	8:46	1/2	50.0				1/2							3					S
*4	FIGLIOLI Pietro	24:43	3/8	37.5			2/3	0/4		1				3/3	1					
5	FONDELLI Andrea	6:43													1	1				
6	VELOTTO Alessandro	8:34	0/1	0.0		0/1									1	1				
7	NORA Alessandro	10:46	1/1	100.0				1/1		1										
*8	GALLO Valentino	21:20	0/2	0.0	0/1		0/1			1	1		1		1					
*9	PRESCIUTTI Christian	28:37	1/5	20.0			1/4	0/1		2	2	1								
*10	BODEGAS Michael Alexandre	14:03										1			2		1			
11	AICARDI Matteo	17:30	2/2	100.0		1/1	1/1				2									
*12	PRESCIUTTI Nicholas	21:01	0/2	0.0	0/1			0/1							1					
13	del LUNGO Marco																			
Totals			9/27	33.3	0/3	1/2	4/9	3/12		1/1	8	8	4	2	4/4	10	3	1		1
Cap No.	Goalkeepers	Saves/Shots							Timeouts		Exclusions with Substitution		Exclusions w/Subst after 4 min.							
Total	%	A	C	X	5m	PS	CA													
*1	TEMPESTI Stefano	12/17	70.6			4/9	7/7	1/1						3	1	0				
13	del LUNGO Marco																			
Totals		12/17	70.6			4/9	7/7	1/1												



Results
Resultados / Résultats

GRE 5 - 9 ITA
(0:2, 2:2, 1:2, 2:3)

Referees: MARGETA Boris (SLO)
NAUMOV Sergey (RUS)

TWPC Delegates: BALFANBAYEV Alan
BOOKELMAN Peter

Period	GRE - Greece													ITA - Italy																		
	Possession		EX	Goals (G) / Misses (M)										Extramen Efficiency	CT	Possession		EX	Goals (G) / Misses (M)										Extramen Efficiency	CT		
	#	Time		X		AA		FT		5mF		PS				G	ATT		%	#	Time	X		AA		FT		5mF			PS	
			G	M	G	M	G	M	G	M	G	M	G	M	G			M				G	M	G	M	G	M	G	M	G	M	
Quarter 1	8	3:30		0	1		1		1		3			0	1	0.0		8	4:30		1	2		1		3		1	2	50.0	1	
Quarter 2	7	4:23		2	2				2		2			2	3	66.7	1	7	3:37		1			1		1	2		1	1	100.0	
Quarter 3	8	3:28	1	1			1				4			1	1	100.0		9	4:32		1	2		3		1	2		1	3	33.3	
Quarter 4	8	3:41	1	2	1				1		2			2	3	66.7	1	8	4:19	1	1	1	2			2		1	2	50.0		
Totals	31	15:02	2	5	4		2		4		11			5	8	62.5	2	32	16:58	1	4	5	2	4	1	2	9		4	8	50.0	1

Match GRE - ITA																
Possession		EX	2EX	Goals (G) / Misses (M)										Extramen Efficiency	CT	
#	Time			X		AA		FT		5mF		PS				G
		G	M	G	M	G	M	G	M	G	M	G	ATT	%		
63	32:00	3	2	9	9	2	6	1	4	2	20		9	16	56.3	3

Legend:									
#	Number of possessions	%	Efficiency	*	Starting line-up	20C	20 seconds exclusion in the centre forward position		
20F	20 seconds exclusion in the field			2EX	Double Exclusion	5m	5 metre shot	5mF	5m shot in the field
A	Action shot	AA	All Action shots (A, C and CA)	CA	Counter Attack	AS	Assists	ATT	Attempts
BL	Blocked shots	C	Centre shot			CT	Corner Throws		
EX	Exclusion (S - with substitution, N - with substitution after 4 min.)	No.	Number	P	Penalty	FT	Free throw	G	Goals
M	Misses	TF	Turnover Fouls	TWPC	Technical Water Polo Committee	PS	Penalty Shot	SP	Sprint (Won/Sprints)
ST	Steals					X	Extra player shot		



Results

Resultados / Résultats

BRA 6 - 10 CRO

(2:3, 1:4, 3:1, 0:2)

Referees: ALEXANDRESCU Adrian (ROU)
 MERCIER Benjamin (FRA)

TWPC Delegates: INOUE Takeshi
 RACINE Jacques

BRA - Brazil (White)

Cap No.	Name	Estimated Time Played	Goals/Shots								AS	TF	ST	BL	SP	Personal Fouls				
			Total	%	A	C	X	5m	PS	CA						20C	20F	2EX	P	EX
*1	SORO Slobodan	30:17																		
*2	CRIVELLA Jonas	15:04									1		1					1		
3	FRANCO Ruda	12:53	0/1	0.0				0/1			1						2	1	S	
4	ALONSO Ives	8:19	0/1	0.0				0/1			1									
5	SALEMI Paulo	5:56									1		1					1		
*6	ONETO GOMES Bernardo	31:04	3/7	42.9				2/3	1/3	0/1								2		
*7	BACHES Adrian	22:29	1/6	16.7	1/1			0/2	0/3				2		0/2					
*8	da COSTA E SILVA Felipe	10:17	1/1	100.0						1/1					1/1		3		S	
9	ROCHA Bernardo	10:41	0/3	0.0	0/1			0/2					2				2			
*10	PERRONE Felipe	32:00	0/3	0.0				0/2	0/1		1	2								
11	GUIMARAES Gustavo	18:48	1/5	20.0	0/1			0/1	0/2	1/1		1	2		0/1					
*12	VR LIC Josip	24:29	0/5	0.0	0/3	0/1	0/1					4	2							
13	ANTONELLI Vinicius	1:43														1				
Totals			6/32	18.8	1/6	0/1	2/9	1/12	1/3	1/1	3	10	10	1	1/4	5	6	1	2	
Cap No.	Goalkeepers	Saves/Shots								Timeouts		Exclusions with Substitution		Exclusions w/Subst after 4 min.						
Total	%	A	C	X	5m	PS	CA													
*1	SORO Slobodan	5/15	33.3	2/6	0/1	1/3	2/4	0/1						4		2		0		
13	ANTONELLI Vinicius																			
Totals		5/15	33.3	2/6	0/1	1/3	2/4	0/1												

CRO - Croatia (Blue)

Cap No.	Name	Estimated Time Played	Goals/Shots								AS	TF	ST	BL	SP	Personal Fouls				
			Total	%	A	C	X	5m	PS	CA						20C	20F	2EX	P	EX
1	PAVIC Josip																			
2	BURIC Damir	7:32	1/1	100.0			1/1					1					1	1	N	
3	PETKOVIC Antonio	2:20																		
*4	LONCAR Luka	17:53	0/1	0.0	0/1							3		1						
*5	JOKOVIC Maro	26:48	3/4	75.0	1/1			1/1	1/2				1	2						
6	BUKIC Luka	19:06	1/2	50.0				0/1	1/1		1	1		1/2	1					
7	MACAN Marko	9:52										2	1					1		
*8	BUSLJE Andro	14:00	1/1	100.0				1/1				1		1				2		
*9	SUKNO Sandro	26:48	1/5	20.0					0/4	1/1	2	2		1/1	1	1				
10	KRAPIC Ivan	8:29										2						1		
*11	SETKA Andelo	24:09	0/2	0.0	0/1				0/1					1/1				1		
*12	GARCIA GADEA Javier	31:03	3/5	60.0	3/4				0/1		2	2						1		
*13	BIJAC Marko	32:00												2						
Totals			10/21	47.6	4/7	1/1	2/3	2/9	1/1	4	15	5	4	3/4	5	4	2	1		
Cap No.	Goalkeepers	Saves/Shots								Timeouts		Exclusions with Substitution		Exclusions w/Subst after 4 min.						
Total	%	A	C	X	5m	PS	CA													
1	PAVIC Josip																			
*13	BIJAC Marko	15/21	71.4	4/5	1/1	3/5	5/6	2/3	0/1									0		
Totals		15/21	71.4	4/5	1/1	3/5	5/6	2/3	0/1									1		



Results
Resultados / Résultats

SRB 10 - 7 ESP
(3:1, 4:2, 0:2, 3:2)

Referees: FLAHIVE Daniel Gerrard (AUS)
KORYZNA Radoslaw Piotr (POL)

TWPC Delegates: KURODA Ken
SOSTAR Aleksandar

SRB - Serbia (White)

Cap No.	Name	Estimated Time Played	Goals/Shots							AS	TF	ST	BL	SP	Personal Fouls						
			Total	%	A	C	X	5m	PS						CA	20C	20F	2EX	P	EX	
1	PIJETLOVIC Gojko																				
2	MANDIC Dusan	21:13	4/5	80.0		1/1	1/2	2/2			1										
*3	GOCIC Zivko	17:10	0/1	0.0	0/1								0/1			1	1				
*4	RANDELOVIC Sava	11:43	0/1	0.0		0/1							1	1			1				
*5	CUK Milos	20:25	1/4	25.0			1/1	0/3					1	2	0/1						
6	PIJETLOVIC Dusko	18:57	0/1	0.0				0/1				1						1			
*7	NIKIC Slobodan	11:32										1						2			
8	ALEKSIC Milan	12:51	1/3	33.3				1/3				1					2	1		S	
9	JAKSIC Nikola	9:32	0/1	0.0			0/1								1						
*10	FILIPOVIC Filip	21:52	2/7	28.6			1/1	1/6			1	1	2	1							
*11	PRLAINOVIC Andrija	27:14	0/1	0.0				0/1			1	1						2			
12	MITROVIC Stefan	19:31	2/3	66.7	1/1			1/2				1	1	2	2/2			1			
*13	MITROVIC Branislav	32:00																			
Totals			10/27	37.0	1/2	1/2	3/5	5/18			3	6	5	7	2/4			5	8		1
Cap No.	Goalkeepers	Saves/Shots							Timeouts		Exclusions with Substitution		Exclusions w/Subst after 4 min.								
Total	%	A	C	X	5m	PS	CA														
1	PIJETLOVIC Gojko													3							
*13	MITROVIC Branislav	9/16	56.3	2/2	2/4	2/6	3/4							1							
Totals		9/16	56.3	2/2	2/4	2/6	3/4							0							

ESP - Spain (Blue)

Cap No.	Name	Estimated Time Played	Goals/Shots							AS	TF	ST	BL	SP	Personal Fouls						
			Total	%	A	C	X	5m	PS						CA	20C	20F	2EX	P	EX	
1	AGUILAR VICENTE Inaki																				
2	MUNARRIZ EGANA Alberto	21:31	2/4	50.0		1/2	1/1	0/1			1							1			
*3	ROCA BARCELO Marc	4:50																1			
4	ALARCON TEVAR Ricard	6:08	0/1	0.0				0/1					1					1			
*5	MOLINA RIOS Guillermo	32:00	3/7	42.9			2/3	1/4			1	1	1					1			
*6	MINGUELL ALFEREZ Marc	23:40	1/4	25.0			1/2	0/2				1	1					1			
*7	SZIRANYI SOMOGYI Balasz	18:37	1/2	50.0		1/2						3	1	1				1			
*8	ESPANOL LIFANTE Albert	28:06									1	3		1	0/2			1			
9	TAHULL COMPTE Roger	9:39	0/1	0.0	0/1																
10	FERNANDEZ MIRANDA Francisco	16:38																1			
11	MALLARACH GUELL Blai	9:09	0/3	0.0	0/1		0/2														
*12	ECHENIQUE SAGLIETTI Gonzalo	21:42	0/5	0.0	0/3			0/2			1	1			2/2						
*13	LOPEZ PINEDO Daniel	32:00																			
Totals			7/27	25.9	0/5	2/4	4/8	1/10			4	10	4	3	2/4			7	1		
Cap No.	Goalkeepers	Saves/Shots							Timeouts		Exclusions with Substitution		Exclusions w/Subst after 4 min.								
Total	%	A	C	X	5m	PS	CA														
1	AGUILAR VICENTE Inaki													4							
*13	LOPEZ PINEDO Daniel	6/16	37.5	1/2	0/1	1/4	4/9							0							
Totals		6/16	37.5	1/2	0/1	1/4	4/9							0							



Results
Resultados / Résultats

GRE 9 - 7 ESP
(1:0, 2:1, 4:3, 2:3)

Referees: MARGETA Boris (SLO)
PERIS Nenad (CRO)

TWPC Delegates: INOUE Takeshi
SOSTAR Aleksandar

GRE - Greece (White)

Cap No.	Name	Estimated Time Played	Goals/Shots							AS	TF	ST	BL	SP	Personal Fouls				
			Total	%	A	C	X	5m	PS						CA	20C	20F	2EX	P
*1	FLEKAS Konstantinos	32:00																	
*2	MYLONAKIS Emmanouil	25:08	1/4	25.0	1/1		0/1	0/2		1		1		0/1			1		
3	DERVISIS Georgios	6:29	0/1	0.0	0/1												1		
4	GENIDOUNIAS Konstantinos	14:15	0/3	0.0	0/1			0/2		1		2	2	2/3					
*5	FOUNTOULIS Ioannis	20:27	1/3	33.3	1/2			0/1				2				1	1		
6	PONTIKEAS Kyriakos	5:54															2		
*7	AFROUDAKIS Christos	25:06	2/3	66.7	1/1		1/1	0/1		1		3	1				1		
*8	DELAKAS Evangelos Ioannis	19:23	1/4	25.0				1/4					1				1		
*9	MOURIKIS Konstantinos	11:17	2/3	66.7		2/3						3							
10	KOLOMVOS Christodoulos	20:23										2							
11	GOUNAS Alexandres	15:48	1/2	50.0			1/2					1				1		1	
*12	VLACHOPOULOS Angelos	27:50	1/5	20.0				1/5		1		1	1						
13	GALANOPOULOS Stefanos																		
Totals			9/28	32.1	3/6	2/3	2/4	2/15		4	8	10	5	2/4		6	3	1	
Cap No.	Goalkeepers	Saves/Shots																	
Total	%	A	C	X	5m	PS	CA												
*1	FLEKAS Konstantinos	7/14	50.0	2/3		1/3	4/7	0/1											
13	GALANOPOULOS Stefanos																		
Totals		7/14	50.0	2/3		1/3	4/7	0/1											

Timeouts	4
Exclusions with Substitution	0
Exclusions w/Subst after 4 min.	0

ESP - Spain (Blue)

Cap No.	Name	Estimated Time Played	Goals/Shots							AS	TF	ST	BL	SP	Personal Fouls				
			Total	%	A	C	X	5m	PS						CA	20C	20F	2EX	P
1	AGUILAR VICENTE Inaki	8:59																	
2	MUNARRIZ EGANA Alberto	24:22	2/3	66.7			1/1	1/2			1						1		
3	ROCA BARCELO Marc	6:16	0/1	0.0				0/1				1					1		
*4	ALARCON TEVAR Ricard	4:36	0/1	0.0	0/1												1		
*5	MOLINA RIOS Guillermo	32:00	4/11	36.4	0/1		1/2	2/7	1/1	1	2		1						
*6	MINGUELL ALFEREZ Marc	22:31	0/3	0.0			0/1	0/2			1	1					1		
*7	SZIRANYI SOMOGYI Balasz	17:30										2							
*8	ESPANOL LIFANTE Albert	29:24	1/3	33.3	1/3						1			1/2					
9	TAHULL COMPTE Roger	12:44									1						2		
10	FERNANDEZ MIRANDA Francisco	14:08																	
11	MALLARACH GUELL Blai	14:35	0/2	0.0	0/1		0/1										1		
*12	ECHENIQUE SAGLIETTI Gonzalo	13:54	0/1	0.0				0/1					1	1/2			2		
*13	LOPEZ PINEDO Daniel	23:01																	
Totals			7/25	28.0	1/6		2/5	3/13	1/1	1	11	1	3	2/4		4	5		
Cap No.	Goalkeepers	Saves/Shots																	
Total	%	A	C	X	5m	PS	CA												
1	AGUILAR VICENTE Inaki	4/6	66.7	2/2	1/3		1/1												
*13	LOPEZ PINEDO Daniel	6/13	46.2	0/3		1/3	5/7												
Totals		10/19	52.6	2/5	1/3	1/3	6/8												

Timeouts	3
Exclusions with Substitution	0
Exclusions w/Subst after 4 min.	0



Results
Resultados / Résultats

MNE 8 - 12 CRO
(3:4, 2:3, 1:1, 2:4)

Referees: ALEXANDRESCU Adrian (ROU)
PEILA Joe (USA)

TWPC Delegates: BALFANBAYEV Alan
BOOKELMAN Peter

MNE - Montenegro (White)

Cap No.	Name	Estimated Time Played	Goals/Shots							AS	TF	ST	BL	SP	Personal Fouls			
			Total	%	A	C	X	5m	PS						CA	20C	20F	2EX
1	RADIC Zdravko	5:19																
*2	BRGULJAN Drasko	22:09	1/3	33.3				0/2		1/1			1	0/2				
3	PASKOVIC Vjekoslav	15:47	0/1	0.0	0/1							1	1/2					
*4	PETROVIC Antonio	4:04															2	
5	BRGULJAN Darko	21:38	3/5	60.0			1/1	2/4				1					1	
*6	RADOVIC Aleksandar	27:23	0/4	0.0			0/1	0/3			1	4	1					
*7	JANOVIC Mladan	24:01	0/2	0.0	0/2													
8	CUCKOVIC Uros	9:59									1						1	
*9	IVOVIC Aleksandar	32:00	3/8	37.5	0/1	0/2	1/2	2/3			2	1					1	
10	MISIC Sasa	7:51	0/1	0.0		0/1					2							
*11	KLIKOVAC Filip	15:40	0/2	0.0		0/2					1	1					2	
12	JOKIC Predrag	11:28	1/1	100.0			1/1										1	
*13	SCEPANOVIC Milos	26:41									1							
Totals			8/27	29.6	0/4	0/5	3/5	4/12		1/1	2	11	4	2	1/4		5	3
Cap No.	Goalkeepers	Estimated Time Played	Saves/Shots							AS	TF	ST	BL	SP	Personal Fouls			
			Total	%	A	C	X	5m	PS						CA	20C	20F	2EX
1	RADIC Zdravko		0/3	0.0			0/1	0/1		0/1								
*13	SCEPANOVIC Milos		2/11	18.2	0/1	0/4	0/1	2/5										
Totals			2/14	14.3	0/1	0/4	0/2	2/6		0/1								

Timeouts	4
Exclusions with Substitution	0
Exclusions w/Subst after 4 min.	0

CRO - Croatia (Blue)

Cap No.	Name	Estimated Time Played	Goals/Shots							AS	TF	ST	BL	SP	Personal Fouls				
			Total	%	A	C	X	5m	PS						CA	20C	20F	2EX	P
1	PAVIC Josip																		
3	PETKOVIC Antonio	4:42									1						1		
*4	LONCAR Luka	19:47	2/2	100.0		2/2						3							
*5	JOKOVIC Maro	30:19	0/1	0.0				0/1			4	1	1	2					
6	BUKIC Luka	18:26	0/1	0.0	0/1								1	1/2					
7	MACAN Marko	6:35	1/1	100.0		1/1										3		S	
*8	BUSLJE Andro	17:18	4/5	80.0		1/1		3/4			1		1			1			
*9	SUKNO Sandro	30:44	1/6	16.7	0/1			1/5				2	1			1			
10	KRAPIC Ivan	12:17														1			
*11	SETKA Andelo	21:16	3/5	60.0	1/1		1/1	0/2		1/1	1	1	1	2/2	1				
*12	GARCIA GADEA Javier	30:36	1/4	25.0			1/1	0/3			1								
*13	BIJAC Marko	32:00																	
(S)	BURIC Damir																		
Totals			12/25	48.0	1/3	4/4	2/2	4/15		1/1	8	9	2	5	3/4		6	2	1
Cap No.	Goalkeepers	Estimated Time Played	Saves/Shots							AS	TF	ST	BL	SP	Personal Fouls				
			Total	%	A	C	X	5m	PS						CA	20C	20F	2EX	P
1	PAVIC Josip																		
*13	BIJAC Marko		10/18	55.6	2/2	3/3	2/5	3/7		0/1									
Totals			10/18	55.6	2/2	3/3	2/5	3/7		0/1									

Timeouts	4
Exclusions with Substitution	1
Exclusions w/Subst after 4 min.	0



Results
Resultados / Résultats

ITA 8 - 10 SRB
(0:3, 2:3, 0:1, 6:3)

Referees: STAVRIDIS Georgios (GRE)
FLAHIVE Daniel Gerrard (AUS)

TWPC Delegates: RACINE Jacques
SHAW Bill

Period	ITA - Italy													SRB - Serbia																			
	Possession		EX	Goals (G) / Misses (M)										Extramen Efficiency	CT	Possession		EX	Goals (G) / Misses (M)										Extramen Efficiency	CT			
	#	Time		X		AA		FT		5mF		PS				G	ATT		%	#	Time	X		AA		FT		5mF			PS		G
			G	M	G	M	G	M	G	M	G	M	G	M	G			M				G	M	G	M	G	M	G	M	G	M		
Quarter 1	8	4:58		0	2		1		2		1			0	2	0.0		8	3:02		1		1			1	2		1	1	100.0		
Quarter 2	9	4:35		1	1		2			1	1			1	2	50.0		9	3:25		1		1	1		1	2		1	1	100.0		
Quarter 3	7	3:46		0	1		1		2		1			0	1	0.0		7	4:14	2	0	1	1	4			3				1		
Quarter 4	9	3:58		1	2	1	2	1		1	2	2		2	2	100.0		8	4:02	1	1			1	1		1	1	100.0				
Totals	33	17:17		1	3	5	2	5		5	3	5		3	7	42.9		32	14:43	3	3	1	3	6	1		3	8		3	3	100.0	1

Match ITA - SRB																
Possession		EX	2EX	Goals (G) / Misses (M)										Extramen Efficiency	CT	
#	Time			X		AA		FT		5mF		PS				G
		G	M	G	M	G	M	G	M	G	M	G	ATT	%		
65	32:00	4	2	6	6	5	11	1	5	6	13		6	10	60.0	1

Legend:														
#	Number of possessions	%	Efficiency	*	Starting line-up	20C	20 seconds exclusion in the centre forward position							
20F	20 seconds exclusion in the field			2EX	Double Exclusion	5m	5 metre shot							
A	Action shot	AA	All Action shots (A, C and CA)	CA	Counter Attack	AS	Assists							
BL	Blocked shots	C	Centre shot			CT	Corner Throws							
EX	Exclusion (S - with substitution, N - with substitution after 4 min.)	No.	Number	P	Penalty	FT	Free throw							
M	Misses	TF	Turnover Fouls	TWPC	Technical Water Polo Committee	PS	Penalty Shot							
ST	Steals					G	Goals							
						SP	Sprint (Won/Sprints)							
						X	Extra player shot							



Results

Resultados / Résultats

BRA 8 - 9 ESP

(1:3, 2:1, 1:2, 4:3)

Referees: PUTNIKOVIC Vojin (SRB)
 IVANOVSKI Stanko (MNE)

TWPC Delegates: PINKER Guy Don
 PAPAIZIAN Richard

BRA - Brazil (White)

Cap No.	Name	Estimated Time Played	Goals/Shots							AS	TF	ST	BL	SP	Personal Fouls					
			Total	%	A	C	X	5m	PS						CA	20C	20F	2EX	P	EX
*1	SORO Slobodan	32:00									1									
*2	CRIVELLA Jonas	14:25	0/4	0.0	0/2		0/1	0/1			1	2				2				
3	FRANCO Ruda	10:05	0/3	0.0				0/3			1									
4	ALONSO Ives	12:06	0/1	0.0	0/1						1				1					
5	SALEMI Paulo																			
*6	ONETO GOMES Bernardo	32:00	2/5	40.0				2/4		0/1	3		1		1					
*7	BACHES Adrian	23:09	1/4	25.0			0/2	1/2				2		1/2	1					
*8	da COSTA E SILVA Felipe	9:20	2/2	100.0	1/1			1/1				1		0/1	1	2		S		
9	ROCHA Bernardo	19:38	1/3	33.3	1/2			0/1							2					
*10	PERRONE Felipe	32:00	0/2	0.0				0/2			1	1	1							
11	GUIMARAES Gustavo	19:23	2/2	100.0	1/1			1/1				2	1	0/1	1					
*12	VRLIC Josip	19:54	0/4	0.0	0/2	0/2					1	1						1		
13	ANTONELLI Vinicius																			
Totals			8/30	26.7	3/9	0/2	0/3	5/15		0/1	2	9	7	3	1/4	5	6	1	1	
Cap No.	Goalkeepers	Saves/Shots							Timeouts		Exclusions with Substitution		Exclusions w/Subst after 4 min.							
Total	%	A	C	X	5m	PS	CA													
*1	SORO Slobodan	8/17	47.1	2/3	2/7	2/3	1/2	1/1	0/1											
13	ANTONELLI Vinicius																			
Totals			8/17	47.1	2/3	2/7	2/3	1/2	1/1	0/1										

ESP - Spain (Blue)

Cap No.	Name	Estimated Time Played	Goals/Shots							AS	TF	ST	BL	SP	Personal Fouls				
			Total	%	A	C	X	5m	PS						CA	20C	20F	2EX	P
*1	AGUILAR VICENTE Inaki	32:00									1		1						
*2	MUNARRIZ EGANA Alberto	29:05	1/6	16.7	0/1	1/2	0/1	0/2			1	2	1	1					
*3	ROCA BARCELO Marc	5:38													2				
4	ALARCON TEVAR Ricard	4:23											1						
*5	MOLINA RIOS Guillermo	32:00	1/3	33.3				0/1	0/1	1/1	2		2						
*6	MINGUELL ALFEREZ Marc	23:21	2/4	50.0	1/2		0/1	1/1				2		2					
*7	SZIRANYI SOMOGYI Balasz	15:02	2/3	66.7		2/3						4		1		1			
*8	ESPANOL LIFANTE Albert	29:27	1/2	50.0	0/1		1/1				2	1	2	1/2					
9	TAHULL COMPTE Roger	16:09	2/3	66.7		2/2	0/1						1		1	1			
10	FERNANDEZ MIRANDA Francisco	13:40																	
11	MALLARACH GUELL Blai	7:08																	
12	ECHENIQUE SAGLIETTI Gonzalo	16:07	0/2	0.0			0/1	0/1			1	1	3	2/2	1				
13	LOPEZ PINEDO Daniel																		
Totals			9/23	39.1	1/4	5/7	1/5	1/5	0/1	1/1	7	12	8	7	3/4	4	2		
Cap No.	Goalkeepers	Saves/Shots							Timeouts		Exclusions with Substitution		Exclusions w/Subst after 4 min.						
Total	%	A	C	X	5m	PS	CA												
*1	AGUILAR VICENTE Inaki	12/20	60.0	5/8	2/2		4/9	1/1											
13	LOPEZ PINEDO Daniel																		
Totals			12/20	60.0	5/8	2/2		4/9	1/1										



Results
Resultados / Résultats

BRA 8 - 9 ESP
(1:3, 2:1, 1:2, 4:3)

Referees: PUTNIKOVIC Vojin (SRB)
IVANOVSKI Stanko (MNE)

TWPC Delegates: PINKER Guy Don
PAPAZIAN Richard

Period	BRA - Brazil													ESP - Spain																							
	Possession		EX	Goals (G) / Misses (M)										Extramen Efficiency	CT	Possession		EX	Goals (G) / Misses (M)										Extramen Efficiency	CT							
	#	Time		X	AA	FT	5mF	PS	G	M	G	M	G			M	G		M	G	M	G	M	G	M	G	M	G			M	G	M	G	M	G	M
Quarter 1	8	3:47		0	2		1				1	2			0	2	0.0		9	4:13		1	2	2	2									1	3	33.3	
Quarter 2	8	4:04				1	3			1	1	3							3	8	3:56		0	1	1	1								0	1	0.0	
Quarter 3	8	4:38		0	1		3			1	1	2			0	1	0.0	1	7	3:22		0	1	2	1		2										
Quarter 4	9	3:56	1			2	2			2	1								9	4:04				2	1	1	1		1		1					1	
Totals	33	16:25	1	0	3	3	9			2	5	8			0	3	0.0	4	33	15:35		1	4	7	5	1	3		1		1	1	1	4	25.0	1	

Match BRA - ESP																	
Possession		EX	2EX	Goals (G) / Misses (M)										Extramen Efficiency		CT	
#	Time			X	AA	FT	5mF	PS	G	M	G	M	G	M	G		ATT
66	32:00	1		1	7	10	14	1	5	5	9		1	1	7	14.3	5

Legend:									
#	Number of possessions	%	Efficiency	*	Starting line-up	20C	20 seconds exclusion in the centre forward position		
20F	20 seconds exclusion in the field			2EX	Double Exclusion	5m	5 metre shot	5mF	5m shot in the field
A	Action shot	AA	All Action shots (A, C and CA)	CA	Counter Attack	AS	Assists	ATT	Attempts
BL	Blocked shots	C	Centre shot			CT	Corner Throws		
EX	Exclusion (S - with substitution, N - with substitution after 4 min.)	No.	Number	P	Penalty	FT	Free throw	G	Goals
M	Misses	TF	Turnover Fouls	TWPC	Technical Water Polo Committee	PS	Penalty Shot	SP	Sprint (Won/Sprints)
ST	Steals					X	Extra player shot		



Results
Resultados / Résultats

HUN 12 - 10 GRE
(2:1, 4:4, 3:3, 3:2)

Referees: KOGANOV Mark (AZE)
PEILA Joe (USA)

TWPC Delegates: SHARONOV Evgeny
IBERN Manuel

HUN - Hungary (White)

Cap No.	Name	Estimated Time Played	Goals/Shots							AS	TF	ST	BL	SP	Personal Fouls					
			Total	%	A	C	X	5m	PS						CA	20C	20F	2EX	P	EX
*1	NAGY Viktor	32:00	0/1	0.0				0/1												
2	ZALANKI Gergo	15:24	3/3	100.0	1/1			2/2				1								2
3	MANHERCZ Krisztian	12:46	0/1	0.0	0/1							2	2/2							
*4	ERDELYI Balazs	23:55	0/4	0.0		0/1		0/3		3	1			2/2						1
*5	VAMOS Marton	25:10	2/3	66.7	1/1			0/1	1/1	1	1	1								1 1
6	HOSNYANSZKY Norbert	22:13	1/4	25.0				0/1	1/3											1
7	DECKER Adam	8:03										1								2 1 S
*8	SZIVOS Marton	9:39	0/1	0.0				0/1					1							2
*9	VARGA Daniel	16:45	0/1	0.0				0/1					1							2
*10	VARGA Denes	27:20	2/3	66.7		1/1		1/2		1	1	2	1							
*11	KIS Gabor	13:37	3/4	75.0		3/3		0/1					3							
12	HARAI Balazs	17:08	1/3	33.3		1/3							1							
13	DECKER Attila																			
Totals			12/28	42.9	2/3	5/8	0/2	5/15		5	8	6	3	4/4						8 5 1
Cap No.	Goalkeepers	Saves/Shots							Timeouts		Exclusions with Substitution		Exclusions w/Subst after 4 min.							
Total	%	A	C	X	5m	PS	CA													
*1	NAGY Viktor	13/23	56.5	2/5		4/9	6/8	1/1												
13	DECKER Attila																			
Totals			13/23	56.5	2/5		4/9	6/8	1/1											

GRE - Greece (Blue)

Cap No.	Name	Estimated Time Played	Goals/Shots							AS	TF	ST	BL	SP	Personal Fouls						
			Total	%	A	C	X	5m	PS						CA	20C	20F	2EX	P	EX	
*1	FLEGGAS Konstantinos	32:00											1								
*2	MYLONAKIS Emmanouil	25:38	2/4	50.0	1/2		1/2			2	1			0/2						1	
3	DERVISIS Georgios	8:52																		2	
4	GENIDOUNIAS Konstantinos	15:05	0/5	0.0				0/5				1		0/2							
*5	FOUNTOULIS Ioannis	25:54	1/4	25.0			1/2	0/1	0/1		1	2	1							1	
6	PONTIKEAS Kyriakos	6:00									1	1	2							1	
*7	AFROUDAKIS Christos	25:23	2/4	50.0	1/1			1/2	0/1	1		1								1	
*8	DELAKAS Evangelos Ioannis	12:00	0/1	0.0	0/1															3 S	
*9	MOURIKIS Konstantinos	16:03	1/2	50.0			1/1	0/1			1										
10	KOLOMVOS Christodoulos	15:38	0/1	0.0	0/1							3									
11	GOUNAS Alexandres	17:11	2/5	40.0	1/1		1/2	0/2				1									
*12	VLACHOPOULOS Angelos	24:16	2/6	33.3	0/1		1/2	1/3												1	
13	GALANOPOULOS Stefanos																				
Totals			10/32	31.3	3/7		5/9	2/14	0/2	3	7	7	3	0/4						8 1 1	
Cap No.	Goalkeepers	Saves/Shots							Timeouts		Exclusions with Substitution		Exclusions w/Subst after 4 min.								
Total	%	A	C	X	5m	PS	CA														
*1	FLEGGAS Konstantinos	10/22	45.5	1/3	2/7		7/12														
13	GALANOPOULOS Stefanos																				
Totals			10/22	45.5	1/3	2/7	7/12														



Results

Resultados / Résultats

MNE 10 - 12 ITA (1:2, 3:3, 3:4, 3:3)

Referees: MARGETA Boris (SLO)
NAUMOV Sergey (RUS)

TWPC Delegates: RACINE Jacques
FIROIU Niculae

Period	MNE - Montenegro													ITA - Italy																				
	Possession		EX	Goals (G) / Misses (M)										Extramem Efficiency			CT	Possession		EX	Goals (G) / Misses (M)										Extramem Efficiency			CT
	#	Time		G	M	G	M	G	M	G	M	G	M	G	ATT	%		#	Time		G	M	G	M	G	M	G	M	G	M	G	ATT	%	
Quarter 1	9	4:18		0	1	1	2		1		1		0	1	0.0		10	3:42		0	1	1	1	1	1	1	1	1	1	0	1	0.0		
Quarter 2	7	3:29		1		1		1	1		2		1	1	100.0		8	4:31		1	1	1	1	1			1	1		1	2	50.0	1	
Quarter 3	7	3:59		1	1	1	2			1	2		1	1	100.0		7	4:01		2	1	1				1	1		2	2	100.0			
Quarter 4	9	3:56		1	2	1	1	1		1		2	1	2	2	100.0	1	8	4:04	2	1	1				2	2		1	2	50.0			
Totals	32	15:42	1	4	3	4	5	1	3	1	7		1	4	5	80.0	1	33	16:18	2	4	4	3	2	1	1	4	5		4	7	57.1	1	

Match MNE - ITA																	
Possession		EX	2EX	Goals (G) / Misses (M)										Extramem Efficiency			CT
#	Time			X	AA	FT	5mF	PS	G	ATT	%						
65	32:00	3	2	8	7	7	7	2	4	5	12	1	8	12	66.7		2

Legend:														
#	Number of possessions	%	Efficiency	*	Starting line-up	20C	20 seconds exclusion in the centre forward position							
20F	20 seconds exclusion in the field			2EX	Double Exclusion	5m	5 metre shot	5mF	5m shot in the field					
A	Action shot	AA	All Action shots (A, C and CA)	CA	Counter Attack	AS	Assists	ATT	Attempts					
BL	Blocked shots	C	Centre shot			CT	Corner Throws							
EX	Exclusion (S - with substitution, N - with substitution after 4 min.)	No.	Number	P	Penalty	FT	Free throw	G	Goals					
M	Misses	TF	Turnover Fouls	TWPC	Technical Water Polo Committee	PS	Penalty Shot	SP	Sprint (Won/Sprints)					
ST	Steals					X	Extra player shot							



Results
Resultados / Résultats

CRO 7 - 11 SRB
(2:3, 1:3, 2:3, 2:2)

Referees: STAVRIDIS Georgios (GRE)
MOLNAR Peter (HUN)

TWPC Delegates: AMINI Khosrow
LONZI Gianni

CRO - Croatia (White)

Cap No.	Name	Estimated Time Played	Goals/Shots							AS	TF	ST	BL	SP	Personal Fouls				
			Total	%	A	C	X	5m	PS						CA	20C	20F	2EX	P
1	PAVIC Josip	10:14																	
2	BURIC Damir	15:01	1/3	33.3	1/1			0/2				1							
3	PETKOVIC Antonio	7:20	0/3	0.0				0/3											
*4	LONCAR Luka	16:33									3		1						
*5	JOKOVIC Maro	23:26	0/5	0.0				0/3	0/2		1		1						
6	BUKIC Luka	18:25	0/2	0.0				0/1	0/1				1	0/1					
7	MACAN Marko	7:56															1		
*8	BUSLJE Andro	10:41	0/1	0.0				0/1									1		
*9	SUKNO Sandro	25:58	3/6	50.0				1/2	2/4		2	1	1	1/1	1	1			
10	KRAPIC Ivan	13:52									1						1		
*11	SETKA Andelo	22:34	1/4	25.0				1/1	0/3		1			2/2					
*12	GARCIA GADEA Javier	30:14	2/6	33.3	1/2			0/2	1/2		2	1	2				1		
*13	BIJAC Marko	21:46									1	2							
Totals			7/30	23.3	2/3			2/9	3/18		4	10	5	4	3/4		5	1	
Cap No.	Goalkeepers	Estimated Time Played	Saves/Shots							Timeouts		Exclusions with Substitution		Exclusions w/Subst after 4 min.					
			Total	%	A	C	X	5m	PS	CA									
1	PAVIC Josip		2/5	40.0					2/5										4
*13	BIJAC Marko		5/13	38.5	2/3	1/3	0/2	2/5											0
Totals			7/18	38.9	2/3	1/3	0/2	4/10											0

SRB - Serbia (Blue)

Cap No.	Name	Estimated Time Played	Goals/Shots							AS	TF	ST	BL	SP	Personal Fouls				
			Total	%	A	C	X	5m	PS						CA	20C	20F	2EX	P
1	PIJETLOVIC Gojko																		
2	MANDIC Dusan	22:49	4/6	66.7	0/1	1/1	0/1	3/3		1		2					1		
*3	GOCIC Zivko	20:06	1/2	50.0	1/1			0/1						1/2		1	1		
*4	RANDELOVIC Sava	7:00										1				2			
5	CUK Milos																		
*6	PIJETLOVIC Dusko	19:37	2/2	100.0				1/1	1/1		1					1			
7	NIKIC Slobodan	12:12	1/3	33.3		1/2		0/1		1	2								
8	ALEKSIC Milan	17:43								1		1				1			
9	JAKSIC Nikola	10:32									2					2			
*10	FILIPOVIC Filip	22:12	2/5	40.0				2/5		4		1				1			
*11	PRLAINOVIC Andrija	32:00	0/3	0.0				0/3					1			1			
*12	MITROVIC Stefan	27:49	1/3	33.3	0/1			1/1	0/1		2			0/2		1			
*13	MITROVIC Branislav	32:00											3						
Totals			11/24	45.8	1/3	2/3	2/3	6/15		3	12	5	4	1/4		7	5		
Cap No.	Goalkeepers	Estimated Time Played	Saves/Shots							Timeouts		Exclusions with Substitution		Exclusions w/Subst after 4 min.					
			Total	%	A	C	X	5m	PS	CA									
1	PIJETLOVIC Gojko																		3
*13	MITROVIC Branislav		12/19	63.2	0/2			5/7	7/10										0
Totals			12/19	63.2	0/2			5/7	7/10										0



Results
Resultados / Résultats

CRO 7 - 11 SRB
(2:3, 1:3, 2:3, 2:2)

Referees: STAVRIDIS Georgios (GRE)
MOLNAR Peter (HUN)

TWPC Delegates: AMINI Khosrow
LONZI Gianni

Period	CRO - Croatia													SRB - Serbia																				
	Possession		EX	Goals (G) / Misses (M)					Extramem Efficiency			CT	Possession		EX	Goals (G) / Misses (M)					Extramem Efficiency			CT										
	#	Time		X	AA	FT	5mF	PS	G	ATT	%		#	Time		X	AA	FT	5mF	PS	G	ATT	%											
			G	M	G	M	G	M	G	M	G	M	G	M	G	M	G	M	G	M	G	M	G	M	G	M	G	M	G	M	G	M	G	M
Quarter 1	9	4:04		0	1	1	1			1	3		0	1	0.0		9	3:56		2		1	1			3			2	2	100.0		1	
Quarter 2	8	4:48		1	3				1	3		1	3	33.3		1	9	3:12				2	1	1	1									
Quarter 3	8	4:26		1	1	1			2	3		1	2	50.0		1	7	3:34		0	1		1	2		1	1		0	1	0.0		1	
Quarter 4	10	4:06		0	2				1	2	2		0	2	0.0		9	3:54						1	2	3								
Totals	35	17:24		2	7	2	1		4	3	11		2	8	25.0		2	34	14:36		2	1	3	3	3	2	3	7		2	3	66.7		2

Match CRO - SRB																	
Possession		EX	2EX	Goals (G) / Misses (M)					Extramem Efficiency			CT					
#	Time			X	AA	FT	5mF	PS	G	ATT	%						
69	32:00			4	8	5	4	3	6	6	18		4	11	36.4		4

Legend:									
#	Number of possessions	%	Efficiency	*	Starting line-up	20C	20 seconds exclusion in the centre forward position		
20F	20 seconds exclusion in the field			2EX	Double Exclusion	5m	5 metre shot	5mF	5m shot in the field
A	Action shot	AA	All Action shots (A, C and CA)	CA	Counter Attack	AS	Assists	ATT	Attempts
BL	Blocked shots	C	Centre shot			CT	Corner Throws		
EX	Exclusion (S - with substitution, N - with substitution after 4 min.)	No.	Number	P	Penalty	FT	Free throw	G	Goals
M	Misses	TF	Turnover Fouls	TWPC	Technical Water Polo Committee	PS	Penalty Shot	SP	Sprint (Won/Sprints)
ST	Steals					X	Extra player shot		



Team Statistics

Estatísticas das equipes / Statistiques de l'équipe

As of SAT 20 AUG 2016 at 19:01

Teams ranked by goals scored

Preliminary Round

GOALS and SHOTS

Rank	Team	MP	Goals	Shots	%
1	HUN	5	57	139	41.0
2	SRB	5	49	136	36.0
3	ESP	5	46	124	37.1
4	AUS	5	44	128	34.4
5	GRE	5	41	132	31.1
6	BRA	5	40	130	30.8
6	ITA	5	40	135	29.6
8	CRO	5	37	135	27.4
9	JPN	5	36	138	26.1
9	MNE	5	36	124	29.0
11	USA	5	35	129	27.1
12	FRA	5	28	121	23.1

EXTRA PLAYER SHOTS

Rank	Team	MP	Goals	Shots	%
1	SRB	5	20	32	62.5
2	ITA	5	16	34	47.1
3	AUS	5	15	30	50.0
3	ESP	5	15	23	65.2
3	HUN	5	15	24	62.5
6	USA	5	14	29	48.3
7	GRE	5	13	26	50.0
7	MNE	5	13	24	54.2
9	JPN	5	11	32	34.4
10	FRA	5	8	24	33.3
11	BRA	5	7	22	31.8
11	CRO	5	7	23	30.4

PENALTY SHOTS

Rank	Team	MP	Goals	Shots	%
1	ESP	5	6	7	85.7
2	JPN	5	5	6	83.3
3	BRA	5	4	5	80.0
4	GRE	5	3	3	100.0
4	HUN	5	3	3	100.0
4	SRB	5	3	4	75.0
7	CRO	5	2	4	50.0
7	ITA	5	2	2	100.0
9	AUS	5	1	1	100.0
9	FRA	5	1	2	50.0
9	USA	5	1	2	50.0

ACTION SHOTS

Rank	Team	MP	Goals	Shots	%
1	HUN	5	16	36	44.4
2	AUS	5	9	30	30.0
2	BRA	5	9	29	31.0
4	ESP	5	8	24	33.3
4	SRB	5	8	29	27.6
4	USA	5	8	24	33.3
7	FRA	5	7	27	25.9
7	JPN	5	7	31	22.6
9	CRO	5	6	23	26.1
10	GRE	5	5	28	17.9
10	MNE	5	5	28	17.9
12	ITA	5	2	21	9.5

CENTRE SHOTS

Rank	Team	MP	Goals	Shots	%
1	HUN	5	11	20	55.0
1	SRB	5	11	21	52.4
3	FRA	5	9	18	50.0
3	GRE	5	9	16	56.3
3	MNE	5	9	17	52.9
6	BRA	5	8	14	57.1
7	AUS	5	7	17	41.2
8	CRO	5	6	25	24.0
8	ITA	5	6	16	37.5
10	ESP	5	5	9	55.6
11	USA	5	2	8	25.0
12	JPN	5	1	5	20.0

5m SHOTS

Rank	Team	MP	Goals	Shots	%
1	CRO	5	14	56	25.0
2	AUS	5	12	49	24.5
3	ESP	5	11	60	18.3
3	HUN	5	11	53	20.8
3	ITA	5	11	58	19.0
6	BRA	5	10	57	17.5
6	GRE	5	10	58	17.2
8	MNE	5	8	50	16.0
8	USA	5	8	63	12.7
10	SRB	5	7	50	14.0
11	JPN	5	6	54	11.1
12	FRA	5	2	49	4.1

COUNTER ATTACK SHOTS

Rank	Team	MP	Goals	Shots	%
1	JPN	5	6	9	66.7
2	ITA	5	3	3	100.0
3	BRA	5	2	2	100.0
3	CRO	5	2	4	50.0
3	USA	5	2	3	66.7
6	ESP	5	1	1	100.0
6	FRA	5	1	1	100.0
6	GRE	5	1	1	100.0
6	HUN	5	1	3	33.3
6	MNE	5	1	4	25.0



Team Statistics
Estatísticas das equipes / Statistiques de l'équipe

As of SAT 20 AUG 2016 at 19:01

Teams ranked by goals scored

Final Rounds

GOALS and SHOTS

Rank	Team	MP	Goals	Shots	%
1	HUN	3	34	89	38.2
2	SRB	3	31	76	40.8
3	CRO	3	29	76	38.2
3	ITA	3	29	79	36.7
5	MNE	3	27	80	33.8
6	GRE	3	24	86	27.9
7	ESP	3	23	75	30.7
8	BRA	3	18	93	19.4

EXTRA PLAYER SHOTS

Rank	Team	MP	Goals	Shots	%
1	GRE	3	12	22	54.5
2	ITA	3	11	25	44.0
3	MNE	3	9	16	56.3
4	SRB	3	8	12	66.7
5	ESP	3	7	18	38.9
6	CRO	3	6	14	42.9
7	HUN	3	3	9	33.3
8	BRA	3	2	17	11.8

PENALTY SHOTS

Rank	Team	MP	Goals	Shots	%
1	BRA	3	1	4	25.0
1	CRO	3	1	1	100.0
1	ESP	3	1	2	50.0

ACTION SHOTS

Rank	Team	MP	Goals	Shots	%
1	HUN	3	10	14	71.4
2	CRO	3	7	13	53.8
3	GRE	3	6	13	46.2
4	BRA	3	5	20	25.0
5	MNE	3	4	15	26.7
6	ITA	3	3	11	27.3
6	SRB	3	3	10	30.0
8	ESP	3	2	15	13.3

CENTRE SHOTS

Rank	Team	MP	Goals	Shots	%
1	HUN	3	8	15	53.3
2	ESP	3	7	11	63.6
3	CRO	3	5	5	100.0
3	SRB	3	5	9	55.6
5	GRE	3	2	4	50.0
5	ITA	3	2	5	40.0
5	MNE	3	2	8	25.0
8	BRA	3	1	7	14.3

5m SHOTS

Rank	Team	MP	Goals	Shots	%
1	SRB	3	15	45	33.3
2	HUN	3	13	50	26.0
3	ITA	3	11	36	30.6
3	MNE	3	11	39	28.2
5	CRO	3	9	42	21.4
6	BRA	3	8	43	18.6
7	ESP	3	5	28	17.9
8	GRE	3	4	44	9.1

COUNTER ATTACK SHOTS

Rank	Team	MP	Goals	Shots	%
1	ITA	3	2	2	100.0
2	BRA	3	1	2	50.0
2	CRO	3	1	1	100.0
2	ESP	3	1	1	100.0
2	MNE	3	1	1	100.0



Team Statistics

Estatísticas das equipes / Statistiques de l'équipe

As of SAT 20 AUG 2016 at 19:01

Teams ranked by goals scored

Overall (Preliminary + Final Rounds)

GOALS and SHOTS

Rank	Team	MP	Goals	Shots	%
1	HUN	8	91	228	39.9
2	SRB	8	80	212	37.7
3	ESP	8	69	199	34.7
3	ITA	8	69	214	32.2
5	CRO	8	66	211	31.3
6	GRE	8	65	218	29.8
7	MNE	8	63	204	30.9
8	BRA	8	58	223	26.0
9	AUS	5	44	128	34.4
10	JPN	5	36	138	26.1
11	USA	5	35	129	27.1
12	FRA	5	28	121	23.1

EXTRA PLAYER SHOTS

Rank	Team	MP	Goals	Shots	%
1	SRB	8	28	44	63.6
2	ITA	8	27	59	45.8
3	GRE	8	25	48	52.1
4	ESP	8	22	41	53.7
4	MNE	8	22	40	55.0
6	HUN	8	18	33	54.5
7	AUS	5	15	30	50.0
8	USA	5	14	29	48.3
9	CRO	8	13	37	35.1
10	JPN	5	11	32	34.4
11	BRA	8	9	39	23.1
12	FRA	5	8	24	33.3

PENALTY SHOTS

Rank	Team	MP	Goals	Shots	%
1	ESP	8	7	9	77.8
2	BRA	8	5	9	55.6
2	JPN	5	5	6	83.3
4	CRO	8	3	5	60.0
4	GRE	8	3	3	100.0
4	HUN	8	3	4	75.0
4	SRB	8	3	4	75.0
8	ITA	8	2	2	100.0
9	AUS	5	1	1	100.0
9	FRA	5	1	2	50.0
9	USA	5	1	2	50.0

ACTION SHOTS

Rank	Team	MP	Goals	Shots	%
1	HUN	8	26	50	52.0
2	BRA	8	14	49	28.6
3	CRO	8	13	36	36.1
4	GRE	8	11	41	26.8
4	SRB	8	11	39	28.2
6	ESP	8	10	39	25.6
7	AUS	5	9	30	30.0
7	MNE	8	9	43	20.9
9	USA	5	8	24	33.3
10	FRA	5	7	27	25.9
10	JPN	5	7	31	22.6
12	ITA	8	5	32	15.6

CENTRE SHOTS

Rank	Team	MP	Goals	Shots	%
1	HUN	8	19	35	54.3
2	SRB	8	16	30	53.3
3	ESP	8	12	20	60.0
4	CRO	8	11	30	36.7
4	GRE	8	11	20	55.0
4	MNE	8	11	25	44.0
7	BRA	8	9	21	42.9
7	FRA	5	9	18	50.0
9	ITA	8	8	21	38.1
10	AUS	5	7	17	41.2
11	USA	5	2	8	25.0
12	JPN	5	1	5	20.0

5m SHOTS

Rank	Team	MP	Goals	Shots	%
1	HUN	8	24	103	23.3
2	CRO	8	23	98	23.5
3	ITA	8	22	94	23.4
3	SRB	8	22	95	23.2
5	MNE	8	19	89	21.3
6	BRA	8	18	100	18.0
7	ESP	8	16	88	18.2
8	GRE	8	14	102	13.7
9	AUS	5	12	49	24.5
10	USA	5	8	63	12.7
11	JPN	5	6	54	11.1
12	FRA	5	2	49	4.1

COUNTER ATTACK SHOTS

Rank	Team	MP	Goals	Shots	%
1	JPN	5	6	9	66.7
2	ITA	8	5	5	100.0
3	BRA	8	3	4	75.0
3	CRO	8	3	5	60.0
5	ESP	8	2	2	100.0
5	MNE	8	2	5	40.0
5	USA	5	2	3	66.7
8	FRA	5	1	1	100.0
8	GRE	8	1	4	25.0
8	HUN	8	1	3	33.3

Legend:

% Efficiency MP Matches Played



Individual Statistics

Estatísticas individuais / Statistiques individuelles

As of SAT 20 AUG 2016 at 19:01

Players ranked by goals scored / sprints won

Preliminary Round

EXTRA PLAYER SHOTS

Rk	Cap No.	Name	Team	MP	Goals	Shots	%
1	5	BRGULJAN Darko	MNE	5	6	8	75.0
2	5	FOUNTOULIS Ioannis	GRE	5	5	8	62.5
3	8	ESPANOL LIFANTE Albert	ESP	5	4	6	66.7
3	10	FILIPOVIC Filip	SRB	5	4	7	57.1
3	6	HOSNYANSZKY Norbert	HUN	5	4	7	57.1

14 players tied for 6th place with 3 goals therefore cannot fit in the list of top 12

PENALTY SHOTS

Rk	Cap No.	Name	Team	MP	Goals	Shots	%
1	5	MOLINA RIOS Guillermo	ESP	5	4	5	80.0
1	9	TAKEI Koji	JPN	5	4	5	80.0
3	11	GUIMARAES Gustavo	BRA	5	3	3	100.0
4	10	FILIPOVIC Filip	SRB	5	2	3	66.7
4	5	FOUNTOULIS Ioannis	GRE	5	2	2	100.0
4	10	VARGA Denes	HUN	5	2	2	100.0

14 players tied for 7th place with 1 goal therefore cannot fit in the list of top 12

ACTION SHOTS

Rk	Cap No.	Name	Team	MP	Goals	Shots	%
1	4	COTTERILL John	AUS	5	4	5	80.0
1	10	PERRONE Felipe	BRA	5	4	6	66.7
1	7	SAMUELS Joshua	USA	5	4	5	80.0
1	9	TAKEI Koji	JPN	5	4	14	28.6
5	7	BACHES Adrian	BRA	5	3	7	42.9
5	5	BRGULJAN Darko	MNE	5	3	5	60.0
5	10	FILIPOVIC Filip	SRB	5	3	5	60.0
5	3	MANHERCZ Krisztian	HUN	5	3	6	50.0

14 players tied for 9th place with 2 goals therefore cannot fit in the list of top 12

CENTRE SHOTS

Rk	Cap No.	Name	Team	MP	Goals	Shots	%
1	12	VRLIC Josip	BRA	5	8	10	80.0
2	10	KAYES Joe	AUS	5	5	9	55.6
2	11	KIS Gabor	HUN	5	5	7	71.4
2	7	NIKIC Slobodan	SRB	5	5	10	50.0
5	11	AICARDI Matteo	ITA	5	3	8	37.5
5	5	BLARY Romain	FRA	5	3	6	50.0
5	12	HARAI Balazs	HUN	5	3	5	60.0
5	10	MISIC Sasa	MNE	5	3	6	50.0

12 players tied for 9th place with 2 goals therefore cannot fit in the list of top 12

5m SHOTS

Rk	Cap No.	Name	Team	MP	Goals	Shots	%
1	9	SUKNO Sandro	CRO	5	7	15	46.7
2	12	ECHENIQUE SAGLIETTI Gonzalo	ESP	5	5	15	33.3
3	2	CAMPBELL Richie	AUS	5	4	13	30.8
3	2	di FULVIO Francesco	ITA	5	4	13	30.8
3	11	OKAWA Keigo	JPN	5	4	18	22.2
3	6	ONETO GOMES Bernardo	BRA	5	4	21	19.0

12 players tied for 7th place with 3 goals therefore cannot fit in the list of top 12

LEADING SPRINTERS

Rk	Cap No.	Name	Team	MP	Won	Sprints	%
1	11	HOWDEN Rhys	AUS	5	18	19	94.7
2	2	di FULVIO Francesco	ITA	5	14	14	100.0
3	4	ERDELYI Balazs	HUN	5	8	12	66.7
4	7	SAMUELS Joshua	USA	5	7	12	58.3
5	4	GENIDOUNIAS Konstantinos	GRE	5	6	10	60.0
5	3	PASKOVIC Vjekoslav	MNE	5	6	10	60.0
5	4	SHIGA Mitsuaki	JPN	5	6	13	46.2
8	5	CUK Milos	SRB	5	5	9	55.6
8	4	FIGLIOLI Pietro	ITA	5	5	6	83.3
10	6	BUKIC Luka	CRO	5	4	7	57.1
10	10	FERNANDEZ MIRANDA Francisco	ESP	5	4	7	57.1

5 players tied for 12th place with 3 sprints won therefore cannot fit in the list of top 12

COUNTER ATTACK SHOTS

Rk	Cap No.	Name	Team	MP	Goals	Shots	%
1	9	TAKEI Koji	JPN	5	3	5	60.0
2	4	FIGLIOLI Pietro	ITA	5	2	2	100.0
2	11	OKAWA Keigo	JPN	5	2	2	100.0

13 players tied for 4th place with 1 goal therefore cannot fit in the list of top 12



Individual Statistics

Estatísticas individuais / Statistiques individuelles

As of SAT 20 AUG 2016 at 19:01

Players ranked by goals scored / sprints won

Finals

EXTRA PLAYER SHOTS

Rk	Cap No.	Name	Team	MP	Goals	Shots	%
1	9	PRESCIUTTI Christian	ITA	3	5	9	55.6
2	5	FOUNTOULIS Ioannis	GRE	3	3	6	50.0
2	5	MOLINA RIOS Guillermo	ESP	3	3	5	60.0
2	9	MOURIKIS Konstantinos	GRE	3	3	3	100.0

10 players tied for 5th place with 2 goals therefore cannot fit in the list of top 12

ACTION SHOTS

Rk	Cap No.	Name	Team	MP	Goals	Shots	%
1	4	ERDELYI Balazs	HUN	3	4	4	100.0
1	12	GARCIA GADEA Javier	CRO	3	4	6	66.7
3	7	AFROUDAKIS Christos	GRE	3	2	2	100.0
3	7	BACHES Adrian	BRA	3	2	2	100.0
3	2	MYLONAKIS Emmanouil	GRE	3	2	3	66.7
3	5	VAMOS Marton	HUN	3	2	2	100.0

24 players tied for 7th place with 1 goal therefore cannot fit in the list of top 12

5m SHOTS

Rk	Cap No.	Name	Team	MP	Goals	Shots	%
1	2	MANDIC Dusan	SRB	3	6	6	100.0
2	10	FILIPOVIC Filip	SRB	3	5	15	33.3
2	9	IVOVIC Aleksandar	MNE	3	5	9	55.6
4	5	VAMOS Marton	HUN	3	4	8	50.0
5	8	BUSLJE Andro	CRO	3	3	5	60.0
5	8	GALLO Valentino	ITA	3	3	4	75.0
5	5	MOLINA RIOS Guillermo	ESP	3	3	12	25.0
5	6	ONETO GOMES Bernardo	BRA	3	3	13	23.1
5	9	SUKNO Sandro	CRO	3	3	13	23.1
5	2	ZALANKI Gergo	HUN	3	3	4	75.0

5 players tied for 11th place with 2 goals therefore cannot fit in the list of top 12

COUNTER ATTACK SHOTS

Rk	Cap No.	Name	Team	MP	Goals	Shots	%
1	2	BRGULJAN Drasko	MNE	3	1	1	100.0
1	8	da COSTA E SILVA Felipe	BRA	3	1	1	100.0
1	4	FIGLIOLI Pietro	ITA	3	1	1	100.0
1	5	MOLINA RIOS Guillermo	ESP	3	1	1	100.0
1	12	PRESCIUTTI Nicholas	ITA	3	1	1	100.0
1	11	SETKA Andelo	CRO	3	1	1	100.0

PENALTY SHOTS

Rk	Cap No.	Name	Team	MP	Goals	Shots	%
1	11	GUIMARAES Gustavo	BRA	3	1	1	100.0
1	5	MOLINA RIOS Guillermo	ESP	3	1	2	50.0
1	9	SUKNO Sandro	CRO	3	1	1	100.0

CENTRE SHOTS

Rk	Cap No.	Name	Team	MP	Goals	Shots	%
1	11	KIS Gabor	HUN	3	4	6	66.7
2	7	NIKIC Slobodan	SRB	3	3	5	60.0
2	7	SZIRANYI SOMOGYI Balasz	ESP	3	3	5	60.0
4	4	LONCAR Luka	CRO	3	2	2	100.0
4	2	MANDIC Dusan	SRB	3	2	2	100.0
4	9	MOURIKIS Konstantinos	GRE	3	2	4	50.0
4	2	MUNARRIZ EGANA Alberto	ESP	3	2	4	50.0
4	9	TAHULL COMPTE Roger	ESP	3	2	2	100.0
4	10	VARGA Denes	HUN	3	2	2	100.0

10 players tied for 10th place with 1 goal therefore cannot fit in the list of top 12

LEADING SPRINTERS

Rk	Cap No.	Name	Team	MP	Won	Sprints	%
1	4	FIGLIOLI Pietro	ITA	3	9	9	100.0
2	12	ECHENIQUE SAGLIETTI Gonzalo	ESP	3	5	6	83.3
2	11	SETKA Andelo	CRO	3	5	5	100.0
4	4	ERDELYI Balazs	HUN	3	4	5	80.0
4	3	MANHERCZ Krisztian	HUN	3	4	5	80.0
4	3	PASKOVIC Vjekoslav	MNE	3	4	8	50.0
7	6	BUKIC Luka	CRO	3	2	5	40.0
7	2	di FULVIO Francesco	ITA	3	2	3	66.7
7	8	ESPANOL LIFANTE Albert	ESP	3	2	6	33.3
7	4	GENIDOUNIAS Konstantinos	GRE	3	2	8	25.0
7	12	MITROVIC Stefan	SRB	3	2	6	33.3
7	9	SUKNO Sandro	CRO	3	2	2	100.0



Individual Statistics

Estatísticas individuais / Statistiques individuelles

As of SAT 20 AUG 2016 at 19:01

Players ranked by goals scored / sprints won

Overall (Preliminary + Finals)

EXTRA PLAYER SHOTS

Rk	Cap No.	Name	Team	MP	Goals	Shots	%
1	5	BRGULJAN Darko	MNE	8	8	12	66.7
1	5	FOUNTOULIS Ioannis	GRE	8	8	14	57.1
1	9	PRESCIUTTI Christian	ITA	8	8	13	61.5
4	8	ESPANOL LIFANTE Albert	ESP	8	5	7	71.4
4	4	FIGLIOLI Pietro	ITA	8	5	7	71.4
4	10	FILIPOVIC Filip	SRB	8	5	8	62.5
4	5	MOLINA RIOS Guillermo	ESP	8	5	8	62.5
4	6	PIJETLOVIC Dusko	SRB	8	5	6	83.3
4	12	VLACHOPOULOS Angelos	GRE	8	5	9	55.6

5 players tied for 10th place with 4 goals therefore cannot fit in the list of top 12

PENALTY SHOTS

Rk	Cap No.	Name	Team	MP	Goals	Shots	%
1	5	MOLINA RIOS Guillermo	ESP	8	5	7	71.4
2	11	GUIMARAES Gustavo	BRA	8	4	4	100.0
2	9	TAKEI Koji	JPN	5	4	5	80.0
4	10	FILIPOVIC Filip	SRB	8	2	3	66.7
4	5	FOUNTOULIS Ioannis	GRE	8	2	2	100.0
4	9	SUKNO Sandro	CRO	8	2	3	66.7
4	10	VARGA Denes	HUN	8	2	2	100.0

13 players tied for 8th place with 1 goal therefore cannot fit in the list of top 12

ACTION SHOTS

Rk	Cap No.	Name	Team	MP	Goals	Shots	%
1	4	ERDELYI Balazs	HUN	8	6	7	85.7
2	7	BACHES Adrian	BRA	8	5	9	55.6
3	5	BRGULJAN Darko	MNE	8	4	6	66.7
3	4	COTTERILL John	AUS	5	4	5	80.0
3	12	GARCIA GADEA Javier	CRO	8	4	7	57.1
3	3	MANHERCZ Krisztian	HUN	8	4	9	44.4
3	10	PERRONE Felipe	BRA	8	4	8	50.0
3	7	SAMUELS Joshua	USA	5	4	5	80.0
3	9	TAKEI Koji	JPN	5	4	14	28.6
3	5	VAMOS Marton	HUN	8	4	5	80.0

4 players tied for 11th place with 3 goals therefore cannot fit in the list of top 12

CENTRE SHOTS

Rk	Cap No.	Name	Team	MP	Goals	Shots	%
1	11	KIS Gabor	HUN	8	9	13	69.2
2	7	NIKIC Slobodan	SRB	8	8	15	53.3
2	12	VR LIC Josip	BRA	8	8	15	53.3
4	10	KAYES Joe	AUS	5	5	9	55.6
4	7	SZIRANYI SOMOGYI Balasz	ESP	8	5	7	71.4
6	11	AICARDI Matteo	ITA	8	4	11	36.4
6	12	HARAI Balazs	HUN	8	4	9	44.4
6	10	MISIC Sasa	MNE	8	4	8	50.0
6	9	MOURIKIS Konstantinos	GRE	8	4	6	66.7
6	10	VARGA Denes	HUN	8	4	5	80.0

5 players tied for 11th place with 3 goals therefore cannot fit in the list of top 12

5m SHOTS

Rk	Cap No.	Name	Team	MP	Goals	Shots	%
1	9	SUKNO Sandro	CRO	8	10	28	35.7
2	10	FILIPOVIC Filip	SRB	8	8	26	30.8
3	6	ONETO GOMES Bernardo	BRA	8	7	34	20.6
3	5	VAMOS Marton	HUN	8	7	18	38.9
5	2	MANDIC Dusan	SRB	8	6	12	50.0
5	5	MOLINA RIOS Guillermo	ESP	8	6	27	22.2
7	2	di FULVIO Francesco	ITA	8	5	17	29.4
7	12	ECHENIQUE SAGLIETTI Gonzalo	ESP	8	5	19	26.3
7	4	FIGLIOLI Pietro	ITA	8	5	23	21.7
7	9	IVOVIC Aleksandar	MNE	8	5	22	22.7
7	7	JANOVIC Mladan	MNE	8	5	20	25.0
7	12	VLACHOPOULOS Angelos	GRE	8	5	24	20.8

LEADING SPRINTERS

Rk	Cap No.	Name	Team	MP	Won	Sprints	%
1	11	HOWDEN Rhys	AUS	5	18	19	94.7
2	2	di FULVIO Francesco	ITA	8	16	17	94.1
3	4	FIGLIOLI Pietro	ITA	8	14	15	93.3
4	4	ERDELYI Balazs	HUN	8	12	17	70.6
5	3	PASKOVIC Vjekoslav	MNE	8	10	18	55.6
6	12	ECHENIQUE SAGLIETTI Gonzalo	ESP	8	8	14	57.1
6	4	GENIDOUNIAS Konstantinos	GRE	8	8	18	44.4
6	11	SETKA Andelo	CRO	8	8	14	57.1
9	3	MANHERCZ Krisztian	HUN	8	7	10	70.0
9	7	SAMUELS Joshua	USA	5	7	12	58.3
11	6	BUKIC Luka	CRO	8	6	12	50.0
11	4	SHIGA Mitsuaki	JPN	5	6	13	46.2

COUNTER ATTACK SHOTS

Rk	Cap No.	Name	Team	MP	Goals	Shots	%
1	4	FIGLIOLI Pietro	ITA	8	3	3	100.0
1	9	TAKEI Koji	JPN	5	3	5	60.0
3	11	OKAWA Keigo	JPN	5	2	2	100.0
3	11	SETKA Andelo	CRO	8	2	2	100.0

16 players tied for 5th place with 1 goal therefore cannot fit in the list of top 12

Legend:

% Efficiency MP Matches Played No. Number Rk Rank



Individual Statistics - Leading Scorers

Estatísticas individuais - artilheiros / Statistiques individuelles - meilleurs buteurs

As of SAT 20 AUG 2016 at 19:01

Players ranked by goals scored

Rank	Cap No.	Name	Team	Matches played	Preliminary Round	Finals	Overall	
					Goals/Shots	Goals/Shots	Goals/Shots	%
1	10	FILIPOVIC Filip	SRB	8	13 / 27	6 / 17	19 / 44	43.2
1	5	MOLINA RIOS Guillermo	ESP	8	11 / 29	8 / 21	19 / 50	38.0
3	9	SUKNO Sandro	CRO	8	12 / 28	5 / 17	17 / 45	37.8
4	5	BRGULJAN Darko	MNE	8	10 / 22	5 / 10	15 / 32	46.9
5	4	FIGLIOLI Pietro	ITA	8	9 / 23	5 / 15	14 / 38	36.8
5	5	FOUNTOULIS Ioannis	GRE	8	10 / 26	4 / 14	14 / 40	35.0
5	9	PRESCIUTTI Christian	ITA	8	7 / 12	7 / 19	14 / 31	45.2
5	9	TAKEI Koji	JPN	5	14 / 42		14 / 42	33.3
5	5	VAMOS Marton	HUN	8	8 / 19	6 / 11	14 / 30	46.7
5	10	VARGA Denes	HUN	8	8 / 19	6 / 16	14 / 35	40.0
11	12	VLACHOPOULOS Angelos	GRE	8	9 / 22	4 / 17	13 / 39	33.3
12	2	MANDIC Dusan	SRB	8	3 / 11	9 / 13	12 / 24	50.0
13	12	ECHENIQUE SAGLIETTI Gonzalo	ESP	8	11 / 21	0 / 8	11 / 29	37.9
13	11	KIS Gabor	HUN	8	7 / 15	4 / 8	11 / 23	47.8
13	6	ONETO GOMES Bernardo	BRA	8	6 / 27	5 / 18	11 / 45	24.4
16	7	BACHES Adrian	BRA	8	6 / 20	4 / 15	10 / 35	28.6
16	4	ERDELYI Balazs	HUN	8	3 / 8	7 / 13	10 / 21	47.6
16	8	ESPANOL LIFANTE Albert	ESP	8	8 / 17	2 / 5	10 / 22	45.5
16	9	IVOVIC Aleksandar	MNE	8	2 / 22	8 / 20	10 / 42	23.8
16	7	NIKIC Slobodan	SRB	8	7 / 13	3 / 7	10 / 20	50.0
16	10	PERRONE Felipe	BRA	8	9 / 24	1 / 11	10 / 35	28.6

5 players tied for 22th place with 9 goals therefore cannot fit in the list of top 25

Legend:			
%	Efficiency	No.	Number



Goalkeeper Statistics

Estatísticas dos goleiros / Statistiques de gardien de but

As of SAT 20 AUG 2016 at 19:01

Goalkeepers sorted by NOC

Preliminary Round

Team	Name	Cap No.	Matches Played in	Min.	Shots on Goal			Penalty Shots on Goal			Counter Attack Assists	Steals
					Saves	Shots	%	Saves	Shots	%		
AUS	DENNERLEY Joel	1	5	92	29	51	56.9	1	2	50.0		2
AUS	STANTON-FRENCH James	13	5	68	22	40	55.0	0	1	0.0		
BRA	SORO Slobodan	1	5	160	58	97	59.8	0	3	0.0		4
CRO	BIJAC Marko	13	5	80	27	46	58.7					3
CRO	PAVIC Josip	1	5	80	22	40	55.0	0	1	0.0	1	3
ESP	LOPEZ PINEDO Daniel	13	5	160	51	86	59.3	1	1	100.0		5
FRA	GARSAU Remi	1	5	160	46	88	52.3	1	4	25.0		6
GRE	FLEGKAS Konstantinos	1	5	152	32	68	47.1	1	2	50.0		7
GRE	GALANOPOULOS Stefanos	13	5	8	1	5	20.0					
HUN	DECKER Attila	13	5	32	10	20	50.0					
HUN	NAGY Viktor	1	5	128	38	71	53.5	0	3	0.0		6
ITA	del LUNGO Marco	13	5	48	16	28	57.1	2	3	66.7	1	3
ITA	TEMPESTI Stefano	1	5	112	28	57	49.1	0	3	0.0		1
JPN	TANAMURA Katsuyuki	1	5	160	52	113	46.0	1	6	16.7	3	18
MNE	RADIC Zdravko	1	5	32	4	13	30.8	0	1	0.0		2
MNE	SCEPANOVIC Milos	13	5	128	35	58	60.3	0	1	0.0		8
SRB	MITROVIC Branislav	13	5	128	30	67	44.8	0	3	0.0		5
SRB	PIJETLOVIC Gojko	1	5	32	14	21	66.7	0	2	0.0		1
USA	BARON McQuin	13	5	64	19	32	59.4					3
USA	MOSES Merrill	1	5	96	30	52	57.7	1	3	33.3		2

Final Rounds

Team	Name	Cap No.	Matches Played in	Min.	Shots on Goal			Penalty Shots on Goal			Counter Attack Assists	Steals
					Saves	Shots	%	Saves	Shots	%		
BRA	ANTONELLI Vinicius	13	3	2								1
BRA	SORO Slobodan	1	3	94	23	55	41.8	2	3	66.7		1
CRO	BIJAC Marko	13	3	86	30	52	57.7	2	3	66.7		4
CRO	PAVIC Josip	1	3	10	2	5	40.0					
ESP	AGUILAR VICENTE Inaki	1	3	41	16	26	61.5				1	1
ESP	LOPEZ PINEDO Daniel	13	3	55	12	29	41.4					1
GRE	FLEGKAS Konstantinos	1	3	96	24	52	46.2	0	1	0.0		1
HUN	DECKER Attila	13	3	20	4	9	44.4					3
HUN	NAGY Viktor	1	3	76	29	47	61.7	1	1	100.0		1
ITA	del LUNGO Marco	13	3	20	5	9	55.6					1
ITA	TEMPESTI Stefano	1	3	76	23	44	52.3				1	2
MNE	RADIC Zdravko	1	3	15	1	7	14.3					
MNE	SCEPANOVIC Milos	13	3	81	17	44	38.6				1	1
SRB	MITROVIC Branislav	13	3	96	30	52	57.7					6



Goalkeeper Statistics

Estatísticas dos goleiros / Statistiques de gardien de but

As of SAT 20 AUG 2016 at 19:01

Goalkeepers sorted by NOC

Overall (Preliminary + Final Rounds)

Team	Name	Cap No.	Matches Played in	Min.	Shots on Goal			Penalty Shots on Goal			Counter Attack Assists	Steals
					Saves	Shots	%	Saves	Shots	%		
AUS	DENNERLEY Joel	1	5	92	29	51	56.9	1	2	50.0		2
AUS	STANTON-FRENCH James	13	5	68	22	40	55.0	0	1	0.0		
BRA	ANTONELLI Vinicius	13	8	2								1
BRA	SORO Slobodan	1	8	254	81	152	53.3	2	6	33.3		5
CRO	BIJAC Marko	13	8	166	57	98	58.2	2	3	66.7		7
CRO	PAVIC Josip	1	8	90	24	45	53.3	0	1	0.0	1	3
ESP	AGUILAR VICENTE Inaki	1	8	41	16	26	61.5				1	2
ESP	LOPEZ PINEDO Daniel	13	8	215	63	115	54.8	1	1	100.0		6
FRA	GARSAU Remi	1	5	160	46	88	52.3	1	4	25.0		6
GRE	FLEGKAS Konstantinos	1	8	248	56	120	46.7	1	3	33.3		8
GRE	GALANOPOULOS Stefanos	13	8	8	1	5	20.0					
HUN	DECKER Attila	13	8	52	14	29	48.3					3
HUN	NAGY Viktor	1	8	204	67	118	56.8	1	4	25.0		7
ITA	del LUNGO Marco	13	8	68	21	37	56.8	2	3	66.7	1	4
ITA	TEMPESTI Stefano	1	8	188	51	101	50.5	0	3	0.0	1	3
JPN	TANAMURA Katsuyuki	1	5	160	52	113	46.0	1	6	16.7	3	18
MNE	RADIC Zdravko	1	8	47	5	20	25.0	0	1	0.0		2
MNE	SCEPANOVIC Milos	13	8	209	52	102	51.0	0	1	0.0	1	9
SRB	MITROVIC Branislav	13	8	224	60	119	50.4	0	3	0.0		11
SRB	PIJETLOVIC Gojko	1	8	32	14	21	66.7	0	2	0.0		1
USA	BARON McQuin	13	5	64	19	32	59.4					3
USA	MOSES Merrill	1	5	96	30	52	57.7	1	3	33.3		2

Legend:	%	Efficiency	Min.	Minutes Played	No.	Number
----------------	---	------------	------	----------------	-----	--------



Team Roster
Composição da equipe / Composition de l'équipe
As of FRI 5 AUG 2016

AUS - Australia

Cap No.	Name	Pos	L/R	Height m / ft in	Weight kg / lbs	Date of Birth	Club	OG / Goals	Int. Matches Played
1	DENNERLEY Joel	GK	R	1.95 / 6'5"	91 / 201	25 JUN 1987	UNSW Wests Magpies, Sydney (AUS)	1 / -	117
2	CAMPBELL Richie	D	R	1.93 / 6'4"	99 / 218	18 SEP 1987	UNSW Wests Magpies, Sydney (AUS)	2 / 15	224
3	FORD George	CB	R	1.92 / 6'4"	95 / 209	24 FEB 1993	UWA Torpedoes, Perth (AUS)	-	62
4	COTTERILL John	D	R	1.93 / 6'4"	88 / 194	27 OCT 1987	Sydney Univeristy Lions, Sydney (AUS)	1 / 2	205
5	MARTIN Tyler	CB	R	1.96 / 6'5"	98 / 216	28 JUN 1990	Drummoyne Devils	-	82
6	GILCHRIST Jarrod	D	R	1.89 / 6'2"	90 / 198	13 JUN 1990	UNSW Wests Magpies, Sydney (AUS)	-	78
7	ROACH Aidan	D	R	1.87 / 6'2"	88 / 194	7 SEP 1990	Drummoyne Devils, Sydney (AUS)	1 / 3	129
8	YOUNGER Aaron	D	R	1.93 / 6'4"	100 / 220	25 SEP 1991	Fremantle Mariners, Perth (AUS)	1 / 2	127
9	SWIFT Joel	CF	R	1.90 / 6'3"	103 / 227	14 JUN 1990	Fremantle Mariners, Perth (AUS)	-	97
10	KAYES Joe	CF	R	1.98 / 6'6"	125 / 276	3 JAN 1991	Cronulla Sharks, Sydney (AUS)	-	24
11	HOWDEN Rhys (C)	D	R	1.89 / 6'2"	84 / 185	2 APR 1987	Brisbane Barracudas, Brisbane (AUS)	2 / 12	204
12	EMERY Mitch	D	R	1.85 / 6'1"	89 / 196	27 SEP 1990	Drummoyne Devils, Sydney (AUS)	-	53
13	STANTON-FRENCH James	GK	R	2.00 / 6'7"	93 / 205	21 JUL 1983	Victoria Seals, Melbourne (AUS)	2 / -	202

Head Coach FATOVIC Elvis (CRO)
Official KONTIC Dean (CRO)
Official OBERMAN Paul

Legend:									
(C)	Captain	CB	Centre Back	CF	Centre Forward	D	Driver	GK	Goalkeeper
Int.	International	L/R	Handedness	No.	Number	OG/Goals	Participation and goals scored in Olympic Games		
Pos.	Playing Position	R	Right						



Cumulative Statistics

Estatísticas acumuladas / Statistiques cumulatives

BRA - Brazil After 8 matches

Preliminary Round

Cap No.	Name	MP	Min.	Goals/Shots							AS	TF	ST	BL	SP	Personal Fouls				
				Total	%	A	C	X	5m	PS						CA	20C	20F	2EX	P
1	SORO Slobodan	5	160													1	4			
2	CRIVELLA Jonas	5	79	1/8	12.5	1/4	0/1		0/2			4	2	3	1	0/3			1	1
3	FRANCO Ruda	5	58	1/6	16.7	0/3			1/3			1	3	4				2	1	
4	ALONSO Ives	5	57	0/2	0.0	0/1			0/1			1						2	4	
5	SALEMI Paulo	5	38	1/6	16.7	0/2	0/1	0/1	0/1		1/1	1	1					1	2	
6	ONETO GOMES Bernardo	5	143	6/27	22.2	0/1	0/1	1/3	4/21	1/1		1	8	4	1	0/1		4	1	
7	BACHES Adrian	5	106	6/20	30.0	3/7		2/5	1/8			2	5	3	4	1/7		1	1	
8	da COSTA E SILVA Felipe	5	98	3/12	25.0	1/4		1/2	1/6			2	4	2	1/5		11	1	2	
9	ROCHA Bernardo	5	64	1/5	20.0		0/1	1/2	0/2			2	1	1			10			
10	PERRONE Felipe	5	152	9/24	37.5	4/6		1/5	3/11	0/1	1/1	8	9	6	1				1	
11	GUIMARAES Gustavo	5	61	4/6	66.7			1/2	0/1	3/3		4	1		0/4		3			
12	VRLIC Josip	5	103	8/14	57.1	0/1	8/10	0/2	0/1			1	10	2	3			1		
13	ANTONELLI Vinicius	5																		
Totals				40/130	30.8	9/29	8/14	7/22	10/57	4/5	2/2	20	54	32	13	2/20	32	13	3	2
Against				39/136	28.7	8/31	8/15	12/31	8/56	3/3		11	57	33	19	18/20	24	22	5	3

Cap No.	Goalkeepers	Saves/Shots						
Total	%	A	C	X	5m	PS	CA	
1	SORO Slobodan	58/97	59.8	15/23	6/14	12/24	25/33	0/3
13	ANTONELLI Vinicius							
Totals		58/97	59.8	15/23	6/14	12/24	25/33	0/3

Timeouts		17
Exclusions with Substitution		2
Exclusions w/Subst after 4 min.		0

Match	Possession		EX	2EX	Goals (G) / Misses (M)										Extramen Efficiency			CT
	#	Time			X		AA		FT		5mF		PS		G	ATT	%	
					G	M	G	M	G	M	G	M	G	M				
BRA - AUS	35	17:11	1		3	1	1	3	1		3	17			3	4	75.0	5
JPN - BRA	38	15:38			3	2	10	3		1	1	2	2	1	3	5	60.0	
BRA - SRB	34	17:33			0	3	4	6		1	1	8	1		0	2	0.0	1
GRE - BRA	26	16:04	1		0	6	3	6			1	9			0	5	0.0	1
BRA - HUN	34	16:07			1	3	1	9	1		2	9	1		1	3	33.3	3
Totals	167	1:22:33	2		7	15	19	27	2	2	8	45	4	1	7	19	36.8	10

Finals

Cap No.	Name	MP	Min.	Goals/Shots							AS	TF	ST	BL	SP	Personal Fouls				
				Total	%	A	C	X	5m	PS						CA	20C	20F	2EX	P
1	SORO Slobodan	3	94													1	1			
2	CRIVELLA Jonas	3	47	1/7	14.3	0/3		0/1	1/3			2	2	2		0/1			3	
3	FRANCO Ruda	3	37	0/6	0.0	0/1			0/2	0/3		2		1	1			2	1	1
4	ALONSO Ives	3	34	0/3	0.0	0/1	0/1	0/1					2					1		
5	SALEMI Paulo	3	6									1		1				1		
6	ONETO GOMES Bernardo	3	89	5/18	27.8			2/3	3/13	0/1	0/1	1	5	1	1			3	1	
7	BACHES Adrian	3	67	4/15	26.7	2/2	1/1	0/5	1/6	0/1		1	4		1/5			1		
8	da COSTA E SILVA Felipe	3	34	3/6	50.0	1/1		0/1	1/3		1/1	2	2		1/4		6	2	2	
9	ROCHA Bernardo	3	50	1/7	14.3	1/3			0/4				2	1			6	1	1	
10	PERRONE Felipe	3	96	1/11	9.1	0/2		0/1	1/7	0/1		1	6	2	1					
11	GUIMARAES Gustavo	3	52	3/8	37.5	1/2		0/1	1/4	1/1		1	5	1	0/2		1			
12	VRLIC Josip	3	63	0/12	0.0	0/5	0/5	0/2				5	3					1	1	
13	ANTONELLI Vinicius	3	2													1				
Totals				18/93	19.4	5/20	1/7	2/17	8/43	1/4	1/2	6	27	24	6	2/12	14	14	3	4
Against				32/72	44.4	9/17	8/11	5/10	8/30	1/3	1/1	19	41	21	18	10/12	10	16	3	1

Cap No.	Goalkeepers	Saves/Shots							
Total	%	A	C	X	5m	PS	CA		
1	SORO Slobodan	23/55	41.8	5/14	3/11	3/8	10/18	2/3	0/1
13	ANTONELLI Vinicius								
Totals		23/55	41.8	5/14	3/11	3/8	10/18	2/3	0/1

Timeouts		12
Exclusions with Substitution		4
Exclusions w/Subst after 4 min.		0

Match	Possession		EX	2EX	Goals (G) / Misses (M)										Extramen Efficiency			CT
	#	Time			X		AA		FT		5mF		PS		G	ATT	%	
					G	M	G	M	G	M	G	M	G	M				
BRA - CRO	33	15:38	2		2	7	2	6			1	11	1	2	2	5	40.0	4
HUN - BRA	35	14:47	1		0	5	2	7	1		1	14		1	0	4	0.0	1
BRA - ESP	33	16:25	1		0	3	3	9		2	5	8			0	3	0.0	4
Totals	101	46:50	4		2	15	7	22	1	2	7	33	1	3	2	12	16.7	9



Team Roster
Composição da equipe / Composition de l'équipe
As of MON 8 AUG 2016

REVISED
8 AUG 18:07

BRA - Brazil

Cap No.	Name	Pos	L/R	Height m / ft in	Weight kg / lbs	Date of Birth	Club	OG / Goals	Int. Matches Played
1	SORO Slobodan	GK	R	1.96 / 6'5"	100 / 220	23 DEC 1978	BOTAFOGO F.R., RIO DE JANEIRO (BRA)	2 / -	160
2	CRIVELLA Jonas	D	R	1.81 / 5'11"	82 / 181	30 APR 1988	BOTAFOGO F.R., RIO DE JANEIRO (BRA)	-	-
3	FRANCO Ruda			1.85 / 6'1"	90 / 198	25 JUL 1986		-	-
4	ALONSO Ives			1.91 / 6'3"	102 / 225	12 OCT 1980	E.C.PINHEIROS, SAO PAULO (BRA)	-	-
5	SALEMI Paulo	CF	R	1.91 / 6'3"	94 / 207	8 AUG 1993	BOTAFOGO F.R., RIO DE JANEIRO (BRA)	-	-
6	ONETO GOMES Bernardo	D	R	1.88 / 6'2"	90 / 198	12 NOV 1993	BOTAFOGO F.R., RIO DE JANEIRO (BRA)	-	-
7	BACHES Adrian	CF	R	1.84 / 6'0"	83 / 183	7 APR 1990		-	-
8	da COSTA E SILVA Felipe	CB	R	1.96 / 6'5"	103 / 227	8 AUG 1984	E.C.PINHEIROS, SAO PAULO (BRA)	-	-
9	ROCHA Bernardo	CB	R	1.81 / 5'11"	95 / 209	3 JUL 1989	SESI-SP, SAO PAULO (BRA)	-	-
10	PERRONE Felipe (C)	CB	R	1.83 / 6'0"	95 / 209	27 FEB 1986	JUG DUBROVNIK, DUBROVNIK (CRO)	1 / 8	-
11	GUIMARAES Gustavo	D	R	1.80 / 5'11"	90 / 198	24 JAN 1994	E.C.PINHEIROS, SAO PAULO (BRA)	-	-
12	VRLIC Josip	CF	R	1.96 / 6'5"	120 / 265	25 APR 1986	JUG DUBROVNIK, DUBROVNIK (CRO)	-	-
13	ANTONELLI Vinicius	GK	R	1.83 / 6'0"	82 / 181	1 MAR 1990	E.C.PINHEIROS, SAO PAULO (BRA)	-	-

Head Coach RUDIC Ratko (CRO)
Official ABLA Eduardo
Official COELHO Angelo

Legend:									
(C)	Captain	CB	Centre Back	CF	Centre Forward	D	Driver	GK	Goalkeeper
Int.	International	L/R	Handedness	No.	Number	OG/Goals	Participation and goals scored in Olympic Games		
Pos.	Playing Position	R	Right						

team official added



Team Roster
Composição da equipe / Composition de l'équipe
As of FRI 5 AUG 2016

CRO - Croatia

Cap No.	Name	Pos	L/R	Height m / ft in	Weight kg / lbs	Date of Birth	Club	OG / Goals	Int. Matches Played
1	PAVIC Josip (C)	GK	R	1.95 / 6'5"	90 / 198	15 JAN 1982	Olympiacos, Piraeus (GRE)	2 / -	196
2	BURIC Damir	CB	R	2.05 / 6'9"	115 / 254	2 DEC 1980		3 / 17	143
3	PETKOVIC Antonio	D	R	1.90 / 6'3"	90 / 198	11 JAN 1986	SM Verona, Verona (ITA)	-	41
4	LONCAR Luka	CF	R	1.95 / 6'5"	106 / 234	26 JUN 1987	Jug CO, Dubrovnik (CRO)	-	73
5	JOKOVIC Maro	D	L	2.03 / 6'8"	95 / 209	1 OCT 1987	Jug CO, Dubrovnik (CRO)	2 / 19	149
6	BUKIC Luka	D	R	1.95 / 6'5"	90 / 198	30 APR 1994	HAVK Mladost, Zagreb (CRO)	-	57
7	MACAN Marko	CB	R	1.96 / 6'5"	109 / 240	26 APR 1993	Jug CO, Dubrovnik (CRO)	-	24
8	BUSLJE Andro	CB	R	2.00 / 6'7"	115 / 254	4 JAN 1986	Olympiacos, Piraeus (GRE)	2 / 9	196
9	SUKNO Sandro	D	R	2.00 / 6'7"	93 / 205	30 JUN 1990	Pro Recco, Recco (ITA)	1 / 14	115
10	KRAPIC Ivan	CF	R	1.94 / 6'4"	103 / 227	14 FEB 1989		-	44
11	SETKA Andelo	D	R	1.86 / 6'1"	87 / 192	14 SEP 1985	Primorje EB, Rijeka (CRO)	-	75
12	GARCIA GADEA Javier	D	L	1.98 / 6'6"	92 / 203	5 JAN 1984	Jug CO, Dubrovnik (CRO)	3 / 21	247
13	BIJAC Marko	GK	R	2.01 / 6'7"	85 / 187	12 JAN 1991	Jug CO, Dubrovnik (CRO)	-	72

Head Coach TUCAK Ivica
Official ASIC Ivan
Official KUTEROVAC Pero

Legend:									
(C)	Captain	CB	Centre Back	CF	Centre Forward	D	Driver	GK	Goalkeeper
Int.	International	L	Left	L/R	Handedness	No.	Number		
OG/Goals	Participation and goals scored in Olympic Games			Pos.	Playing Position	R	Right		



Team Roster
Composição da equipe / Composition de l'équipe
As of FRI 5 AUG 2016

ESP - Spain

Cap No.	Name	Pos	L/R	Height m / ft in	Weight kg / lbs	Date of Birth	Club	OG / Goals	Int. Matches Played
1	AGUILAR VICENTE Inaki	GK	R	1.89 / 6'2"	82 / 181	9 SEP 1983	CN TERRASSA, TERRASSA (ESP)	2 / -	350
2	MUNARRIZ EGANA Alberto	D	R	1.98 / 6'6"	105 / 231	19 MAY 1994	CN BARCELONETA, BARCELONA (ESP)	-	60
3	ROCA BARCELO Marc	CB	R	1.88 / 6'2"	92 / 203	21 JAN 1988	CN BARCELONETA, BARCELONA (ESP)	-	80
4	ALARCON TEVAR Ricard			1.88 / 6'2"	110 / 243	18 AUG 1991		-	-
5	MOLINA RIOS Guillermo (C)	D	R	1.95 / 6'5"	105 / 231	16 MAR 1984	BRESCIA, BRESCIA (ITA)	3 / 18	500
6	MINGUELL ALFEREZ Marc	D	R	1.85 / 6'1"	94 / 207	14 JAN 1985	CN BARCELONETA, BARCELONA (ESP)	2 / 16	350
7	SZIRANYI SOMOGYI Balasz	CF	R	1.96 / 6'5"	106 / 234	10 JAN 1983	CN BARCELONETA, BARCELONA (ESP)	1 / -	200
8	ESPANOL LIFANTE Albert	D	R	1.89 / 6'2"	86 / 190	29 OCT 1985	CN BARCELONETA, BARCELONA (ESP)	1 / 14	300
9	TAHULL COMPTE Roger	CF	R	1.95 / 6'5"	105 / 231	11 MAY 1997	CN BARCELONETA, BARCELONA (ESP)	-	30
10	FERNANDEZ MIRANDA Francisco	D	R	1.85 / 6'1"	83 / 183	21 JUN 1986	CN BARCELONETA, BARCELONA (ESP)	-	120
11	MALLARACH GUELL Blai	D	L	1.87 / 6'2"	87 / 192	21 AUG 1987	OLIMPIACOS, ATENAS (GRE)	1 / 10	250
12	ECHENIQUE SAGLIETTI Gonzalo	D	L	1.90 / 6'3"	94 / 207	27 APR 1990	RIJEKA, RIJEKA (CRO)	-	20
13	LOPEZ PINEDO Daniel	GK	R	1.90 / 6'3"	88 / 194	16 JUL 1980	CN BARCELONETA, BARCELONA (ESP)	1 / -	270

Head Coach HERNANDEZ PAZ Gabriel
Official APARICIO SUNEN Antonio
Official IVANOV PIRALKOV Svilen

Legend:									
(C)	Captain	CB	Centre Back	CF	Centre Forward	D	Driver	GK	Goalkeeper
Int.	International	L	Left	L/R	Handedness	No.	Number		
OG/Goals	Participation and goals scored in Olympic Games			Pos.	Playing Position	R	Right		



Cumulative Statistics

Estatísticas acumuladas / Statistiques cumulatives

FRA - France

After 5 matches

Preliminary Round

Cap No.	Name	MP	Min.	Goals/Shots							AS	TF	ST	BL	SP	Personal Fouls						
				Total	%	A	C	X	5m	PS						CA	20C	20F	2EX	P	EX	
1	GARSAU Remi	5	160									1	6									
2	SAUDADIER Remi	5	88	2/9	22.2	0/1	2/5	0/1	0/2			3	1	2						2	2	1
3	KOVACEVIC Igor	5	121	2/8	25.0			2/4	0/4			1	5	7	1	2/16				5	2	1
4	KHASZ Enzo	5	83	1/5	20.0	0/1	1/1	0/2	0/1			2	7	4						3	1	1
5	BLARY Romain	5	61	3/7	42.9	0/1	3/6					1	5	1						3		
6	SIMON Thibaut	5	100	3/10	30.0	2/3			0/6	1/1		1	9	3	2					4	3	1
7	CROUSILLAT Ugo	5	136	5/26	19.2	2/8		2/6	1/12			5	8	3	2	0/4				1	3	1
8	IZDINSKY Michal	5	53	1/11	9.1	1/5		0/1	0/5			1	1							3	1	
9	MARZOUKI Mehdi	5	129	5/30	16.7	1/4	1/2	2/7	0/15	0/1	1/1	2	6	1	1					2	1	
10	PEISSON Mathieu	5	58	3/7	42.9	1/2		1/2	1/3			2	6	4						5		2
11	TOMASEVIC Petar	5	84	1/1	100.0			1/1				1	1		2					7		
12	CAMARASA Alexandre	5	47	2/7	28.6	0/2	2/4		0/1			5	1							1	4	
13	MORIAME Jonathan	5																				
Totals				28/121	23.1	7/27	9/18	8/24	2/49	1/2	1/1	16	65	30	11	2/20	31	22	4	3		
Against				42/130	32.3	4/19	7/21	15/32	9/48	3/4	4/6	26	54	37	17	18/20	23	17	2	2		

Cap No.	Goalkeepers	Saves/Shots							
		Total	%	A	C	X	5m	PS	CA
1	GARSAU Remi	46/88	52.3	9/13	9/16	8/23	19/28	1/4	0/4
13	MORIAME Jonathan								
Totals		46/88	52.3	9/13	9/16	8/23	19/28	1/4	0/4

Timeouts	18
Exclusions with Substitution	3
Exclusions w/Subst after 4 min.	0

Match	Possession		EX	2EX	Goals (G) / Misses (M)								Extramem Efficiency			CT		
	#	Time			X		AA		FT		5mF		PS		G		ATT	%
					G	M	G	M	G	M	G	M	G	M				
FRA - MNE	35	15:17			0	4	2	6	1		1	9		0	4	0.0	1	
ITA - FRA	32	14:23	1		3	1	4	5		1		12	1	3	3	100.0	3	
FRA - USA	33	16:33			1	3	2	7		1		9		1	4	25.0	3	
ESP - FRA	31	16:16	1		2	4	2	2		1		11	1	2	6	33.3	2	
FRA - CRO	33	15:59	1		2	4	7	9		1		2		2	2	100.0	3	
Totals	164	1:18:28	3		8	16	17	29	1	4	1	43	1	8	19	42.1	12	

Overall (Preliminary Round + Finals)

Cap No.	Name	MP	Min.	Goals/Shots							AS	TF	ST	BL	SP	Personal Fouls						
				Total	%	A	C	X	5m	PS						CA	20C	20F	2EX	P	EX	
1	GARSAU Remi	5	160									1	6									
2	SAUDADIER Remi	5	88	2/9	22.2	0/1	2/5	0/1	0/2			3	1	2						2	2	1
3	KOVACEVIC Igor	5	121	2/8	25.0			2/4	0/4			1	5	7	1	2/16				5	2	1
4	KHASZ Enzo	5	83	1/5	20.0	0/1	1/1	0/2	0/1			2	7	4						3	1	1
5	BLARY Romain	5	61	3/7	42.9	0/1	3/6					1	5	1						3		
6	SIMON Thibaut	5	100	3/10	30.0	2/3			0/6	1/1		1	9	3	2					4	3	1
7	CROUSILLAT Ugo	5	136	5/26	19.2	2/8		2/6	1/12			5	8	3	2	0/4				1	3	1
8	IZDINSKY Michal	5	53	1/11	9.1	1/5		0/1	0/5			1	1							3	1	
9	MARZOUKI Mehdi	5	129	5/30	16.7	1/4	1/2	2/7	0/15	0/1	1/1	2	6	1	1					2	1	
10	PEISSON Mathieu	5	58	3/7	42.9	1/2		1/2	1/3			2	6	4						5		2
11	TOMASEVIC Petar	5	84	1/1	100.0			1/1				1	1		2					7		
12	CAMARASA Alexandre	5	47	2/7	28.6	0/2	2/4		0/1			5	1							1	4	
13	MORIAME Jonathan	5																				
Totals				28/121	23.1	7/27	9/18	8/24	2/49	1/2	1/1	16	65	30	11	2/20	31	22	4	3		
Against				42/130	32.3	4/19	7/21	15/32	9/48	3/4	4/6	26	54	37	17	18/20	23	17	2	2		

Cap No.	Goalkeepers	Saves/Shots							
		Total	%	A	C	X	5m	PS	CA
1	GARSAU Remi	46/88	52.3	9/13	9/16	8/23	19/28	1/4	0/4
13	MORIAME Jonathan								
Totals		46/88	52.3	9/13	9/16	8/23	19/28	1/4	0/4

Timeouts	18
Exclusions with Substitution	3
Exclusions w/Subst after 4 min.	0

Legend:	
#	Number of possessions
20F	20 seconds exclusion in the field
A	Action shot
BL	Blocked shots
FT	Free throw
No.	Number
TF	Turnover Fouls
%	Efficiency
AA	All action shots (A, C and CA)
C	Centre shot
G	Goals
P	Penalty
X	Extra player shot
20C	20 seconds exclusion in the centre forward position
2EX	Double Exclusion
5m	5 metre shot
AS	Assists
CT	Corner Throws
Min.	Minutes Played
PS	Penalty shot
SP	Sprint (Won/Sprints)
5mF	5m shot in the field
ATT	Attempts
EX	Exclusion
MP	Matches Played
ST	Steals



Team Roster
Composição da equipe / Composition de l'équipe
As of FRI 5 AUG 2016

FRA - France

Cap No.	Name	Pos	L/R	Height m / ft in	Weight kg / lbs	Date of Birth	Club	OG / Goals	Int. Matches Played
1	GARSAU Remi	GK	R	1.90 / 6'3"	82 / 181	19 JUL 1984	CN Marseille, Marseille (FRA)	-	90
2	SAUDADIER Remi	CB	R	1.98 / 6'6"	100 / 220	20 MAR 1986	Spandau Berlin, Berlin (GER)	-	100
3	KOVACEVIC Igor	D	R	1.90 / 6'3"	85 / 187	3 NOV 1988	CN Marseille, Marseille (FRA)	-	10
4	KHASZ Enzo	CB	R	2.03 / 6'8"	105 / 231	13 AUG 1993	CN Marseille, Marseille (FRA)	-	26
5	BLARY Romain	CB	R	1.95 / 6'5"	100 / 220	20 OCT 1985	Team Strasbourg, Strasbourg (FRA)	-	40
6	SIMON Thibaut	D	R	1.92 / 6'4"	98 / 216	18 DEC 1983	CN Marseille, Marseille (FRA)	-	155
7	CROUSILLAT Ugo	D	L	1.90 / 6'3"	94 / 207	27 OCT 1990	CN Marseille, Marseille (FRA)	-	28
8	IZDINSKY Michal	D	L	1.78 / 5'10"	75 / 165	23 JUL 1992	Olympic Nice Nat, Nice (FRA)	-	45
9	MARZOUKI Mehdi	D	R	1.92 / 6'4"	101 / 223	26 MAY 1987	Spandau Berlin, Berlin (GER)	-	85
10	PEISSON Mathieu	D	R	1.85 / 6'1"	102 / 225	29 SEP 1982	Sete Nedd, Sete (FRA)	-	150
11	TOMASEVIC Petar	CB	R	1.92 / 6'4"	100 / 220	2 JAN 1989	Olympic Nice Nat, Nice (FRA)	-	3
12	CAMARASA Alexandre (C)	CB	R	1.93 / 6'4"	100 / 220	10 JUN 1987	CN Marseille, Marseille (FRA)	-	90
13	MORIAME Jonathan	GK	R	2.03 / 6'8"	100 / 220	19 JUN 1984	CN Noisy, Noisy Le Sec (FRA)	-	80

Head Coach BRUZZO Florian
Official KOVACEVIC Petar
Official NARDON Samuel

Legend:									
(C)	Captain	CB	Centre Back	CF	Centre Forward	D	Driver	GK	Goalkeeper
Int.	International	L	Left	L/R	Handedness	No.	Number		
OG/Goals	Participation and goals scored in Olympic Games			Pos.	Playing Position	R	Right		



Team Roster
Composição da equipe / Composition de l'équipe
As of SAT 6 AUG 2016

GRE - Greece

Cap No.	Name	Pos	L/R	Height m / ft in	Weight kg / lbs	Date of Birth	Club	OG / Goals	Int. Matches Played
1	FLEGKAS Konstantinos	GK	R	1.92 / 6'4"	88 / 194	17 JUL 1988	NC YDRAIKOS, HYDRA (GRE)	-	76
2	MYLONAKIS Emmanouil	D	R	1.85 / 6'1"	75 / 165	9 APR 1985	OSFP, PIREAUS (GRE)	2 / 5	304
3	DERVISIS Georgios	D	R	1.95 / 6'5"	92 / 203	30 OCT 1994	OSFP, PIREAUS (GRE)	-	49
4	GENIDOUNIAS Konstantinos	D	R	1.83 / 6'0"	87 / 192	3 MAY 1993	OSFP, PIREAUS (GRE)	-	56
5	FOUNTOULIS Ioannis	D	R	1.86 / 6'1"	90 / 198	25 MAY 1988	OSFP, PIREAUS (GRE)	1 / 10	223
6	PONTIKEAS Kyriakos	CB	R	1.92 / 6'4"	84 / 185	9 MAY 1991	OSFP, PIREAUS (GRE)	-	78
7	AFROUDAKIS Christos (C)	D	R	1.88 / 6'2"	88 / 194	23 MAY 1984	NC VOULIAGMENI, VOULIAGMENI (GRE)	3 / 18	359
8	DELAKAS Evangelos Ioannis	CB	R	1.89 / 6'2"	90 / 198	8 FEB 1985	OSFP, PIREAUS (GRE)	1 / 5	194
9	MOURIKIS Konstantinos	CF	R	1.97 / 6'6"	109 / 240	11 JUL 1988	OSFP, PIREAUS (GRE)	1 / 4	173
10	KOLOMVOS Christodoulos	CF	R	1.86 / 6'1"	103 / 227	26 OCT 1988	OSFP, PIREAUS (GRE)	-	123
11	GOUNAS Alexandres	D	R	1.79 / 5'10"	73 / 161	3 OCT 1989	OSFP, PIREAUS (GRE)	-	150
12	VLACHOPOULOS Angelos	D	R	1.79 / 5'10"	75 / 165	28 SEP 1991	OSFP, PIREAUS (GRE)	-	115
13	GALANOPOULOS Stefanos	GK	R	1.97 / 6'6"	89 / 196	22 FEB 1993	OSFP, PIREAUS (GRE)	-	54

Head Coach VLACHOS Theodoros
Official GIAKOUMATOS Dimitrios
Official KRAVARITIS Dimitrios

Legend:	(C) Captain	CB Centre Back	CF Centre Forward	D Driver	GK Goalkeeper
	Int. International	L/R Handedness	No. Number	OG/Goals Participation and goals scored in Olympic Games	
	Pos. Playing Position	R Right			



Cumulative Statistics

Estatísticas acumuladas / Statistiques cumulatives

HUN - Hungary After 8 matches

Overall (Preliminary Round + Finals)

Cap No.	Name	MP	Min.	Goals/Shots							AS	TF	ST	BL	SP	Personal Fouls						
				Total	%	A	C	X	5m	PS						CA	20C	20F	2EX	P	EX	
1	NAGY Viktor	8	204	0/1	0.0				0/1				7									
2	ZALANKI Gergo	8	123	7/18	38.9	2/7		1/2	4/9				2	5	4	5	1/4		8	1		
3	MANHERCZ Krisztian	8	135	8/21	38.1	4/9		1/2	2/8	0/1	1/1		3	5	9	3	7/10		2			
4	ERDELYI Balazs	8	161	10/21	47.6	6/7	1/4	2/3	1/7				5	4	3	1	12/17		1	1	1	
5	VAMOS Marton	8	183	14/30	46.7	4/5		3/6	7/18		0/1		4	8	8	5			3	6		
6	HOSNYANSZKY Norbert	8	155	8/24	33.3	2/2		4/9	2/13				1	6	2	6			3	4		
7	DECKER Adam	8	87	2/4	50.0		0/1		2/3				1	3	3	2			5	6	1	2
8	SZIVOS Marton	8	103	4/12	33.3	2/3	1/3		1/6				2	3	3	1			11	3		1
9	VARGA Daniel	8	161	4/24	16.7	1/4		0/1	2/18	1/1			6	6	9	2			10	3		1
10	VARGA Denes	8	205	14/35	40.0	3/9	4/5	3/5	2/13	2/2	0/1		5	9	4	7	1/1		3			1
11	KIS Gabor	8	123	11/23	47.8	1/2	9/13	0/1	1/7				1	23		2			3	6		
12	HARAI Balazs	8	97	9/15	60.0	1/2	4/9	4/4						8	2	2			7			
13	DECKER Attila	8	52																			
Totals				91/228	39.9	26/50	19/35	18/33	24/103	3/4	1/3		30	86	57	36	21/32		36	49	4	4
Against				66/227	29.1	12/56	5/11	25/47	18/103	3/4	3/6		21	82	40	16	11/32		52	17	4	6

Cap No.	Goalkeepers	Saves/Shots							
		Total	%	A	C	X	5m	PS	CA
1	NAGY Viktor	67/118	56.8	19/28	5/8	10/28	30/45	1/4	2/5
13	DECKER Attila	14/29	48.3	4/7	1/3	1/8	8/11		
Totals		81/147	55.1	23/35	6/11	11/36	38/56	1/4	2/5

Timeouts	29
Exclusions with Substitution	4
Exclusions w/Subst after 4 min.	0

Match	Possession		EX	2EX	Goals (G) / Misses (M)							Extramen Efficiency			CT		
	#	Time			X	AA	FT	5mF	PS	G	ATT	%					
	G	M			G	M	G	M	G	M	G	ATT	%				
Totals	275	2:12:00	4		18	15	46	42	5	13	19	66	1	18	25	72.0	23

Legend:											
#	Number of possessions	%	Efficiency	20C	20 seconds exclusion in the centre forward position	5m	5 metre shot	5mF	5m shot in the field		
20F	20 seconds exclusion in the field			2EX	Double Exclusion	AS	Assists	ATT	Attempts		
A	Action shot	AA	All action shots (A, C and CA)	CA	Counter Attack	CT	Corner Throws	EX	Exclusion		
BL	Blocked shots	C	Centre shot	MA	Misses	Min.	Minutes Played	MP	Matches Played		
FT	Free throw	G	Goals	PS	Penalty shot	SP	Sprint (Won/Sprints)	ST	Steals		
No.	Number	P	Penalty								
TF	Turnover Fouls	X	Extra player shot								



Team Roster
Composição da equipe / Composition de l'équipe
As of MON 8 AUG 2016

HUN - Hungary

Cap No.	Name	Pos	L/R	Height m / ft in	Weight kg / lbs	Date of Birth	Club	OG / Goals	Int. Matches Played
1	NAGY Viktor	GK	R	1.98 / 6'6"	96 / 212	24 JUL 1984	Szolnoki Dozsa-Kozgep, Szolnok (HUN)	1 / -	158
2	ZALANKI Gergo	D	L	1.92 / 6'4"	85 / 187	26 FEB 1995	A-Hid OSC, Budapest (HUN)	-	15
3	MANHERCZ Krisztian	D	R	1.91 / 6'3"	91 / 201	6 FEB 1997	ContiTech Szeged Diapolo, Szeged (HUN)	-	37
4	ERDELYI Balazs	D	R	1.96 / 6'5"	94 / 207	16 FEB 1990	ZF-Eger, Eger (HUN)	-	81
5	VAMOS Marton	D	L	2.02 / 6'8"	105 / 231	24 JUN 1992	Szolnoki Dozsa-Kozgep, Szolnok (HUN)	-	152
6	HOSNYANSZKY Norbert	D	R	1.96 / 6'5"	101 / 223	4 MAR 1984	ZF-Eger, Eger (HUN)	2 / 16	275
7	DECKER Adam	CB	R	2.03 / 6'8"	115 / 254	29 FEB 1984	ZF-Eger, Eger (HUN)	-	76
8	SZIVOS Marton	CB	R	1.92 / 6'4"	95 / 209	19 AUG 1981	Racionet Honved, Budapest (HUN)	1 / 4	270
9	VARGA Daniel	D	R	2.01 / 6'7"	96 / 212	25 SEP 1983	FTC, Budapest (HUN)	2 / 15	296
10	VARGA Denes (C)	D	R	1.93 / 6'4"	96 / 212	29 MAR 1987	Szolnoki Dozsa-Kozgep, Szolnok (HUN)	2 / 19	265
11	KIS Gabor	CF	R	1.94 / 6'4"	115 / 254	27 SEP 1982	Szolnoki Dozsa-Kozgep, Szolnok (HUN)	1 / 6	154
12	HARAI Balazs	CF	R	2.02 / 6'8"	110 / 243	5 APR 1987	ZF-Eger, Eger (HUN)	1 / 5	200
13	DECKER Attila	GK	R	1.97 / 6'6"	94 / 207	25 AUG 1987	Racionet Honved, Budapest (HUN)	-	36

Head Coach BENEDEK Tibor
Official GERENDAS Gyorgy
Official GERGELY Istvan

Legend:									
(C)	Captain	CB	Centre Back	CF	Centre Forward	D	Driver	GK	Goalkeeper
Int.	International	L	Left	L/R	Handedness	No.	Number		
OG/Goals	Participation and goals scored in Olympic Games			Pos.	Playing Position	R	Right		



Team Roster
Composição da equipe / Composition de l'équipe
As of FRI 5 AUG 2016

ITA - Italy

Cap No.	Name	Pos	L/R	Height m / ft in	Weight kg / lbs	Date of Birth	Club	OG / Goals	Int. Matches Played
1	TEMPESTI Stefano (C)	GK	R	2.05 / 6'9"	100 / 220	9 JUN 1979	PRO RECCO, RECCO (GE) (ITA)	4 / -	416
2	di FULVIO Francesco	D	R	1.90 / 6'3"	88 / 194	15 AUG 1993	PRO RECCO, RECCO (GE) (ITA)	-	94
3	GITTO Niccolo'	CB	R	1.90 / 6'3"	90 / 198	12 OCT 1986	PRO RECCO, RECCO (GE) (ITA)	1 / 3	186
4	FIGLIOLI Pietro	D	R	1.91 / 6'3"	98 / 216	29 MAY 1984	PRO RECCO, RECCO (GE) (ITA)	3 / 33	181
5	FONDELLI Andrea	D	R	1.90 / 6'3"	96 / 212	27 FEB 1994	PRO RECCO, RECCO (GE) (ITA)	-	70
6	VELOTTA Alessandro	CB	R	1.86 / 6'1"	85 / 187	12 FEB 1995	C.C. NAPOLI, NAPOLI (ITA)	-	65
7	NORA Alessandro	D	L	1.91 / 6'3"	85 / 187	24 MAY 1987	AN BRESCIA, BRESCIA (ITA)	-	41
8	GALLO Valentino	D	L	1.92 / 6'4"	95 / 209	17 JUL 1985	C.N. POSILLIPO, NAPOLI (ITA)	2 / 25	232
9	PRESCIUTTI Christian	D	R	1.84 / 6'0"	87 / 192	27 NOV 1982	AN BRESCIA, BRESCIA (ITA)	1 / 10	197
10	BODEGAS Michael Alexandre	CF	R	1.92 / 6'4"	102 / 225	3 MAY 1987	PRO RECCO, RECCO (GE) (ITA)	-	33
11	AICARDI Matteo	CF	R	1.92 / 6'4"	102 / 225	19 APR 1986	PRO RECCO, RECCO (GE) (ITA)	1 / 4	196
12	PRESCIUTTI Nicholas	CB	R	1.89 / 6'2"	93 / 205	14 DEC 1993	AN BRESCIA, BRESCIA (ITA)	-	44
13	del LUNGO Marco	GK	R	1.90 / 6'3"	97 / 214	1 MAR 1990	AN BRESCIA, BRESCIA (ITA)	-	105

Head Coach CAMPAGNA Alessandro
Official DUSPIVA Alessandro
Official POMILIO Amedeo

Legend:									
(C)	Captain	CB	Centre Back	CF	Centre Forward	D	Driver	GK	Goalkeeper
Int.	International	L	Left	L/R	Handedness	No.	Number		
OG/Goals	Participation and goals scored in Olympic Games			Pos.	Playing Position	R	Right		



Cumulative Statistics

Estatísticas acumuladas / Statistiques cumulatives

JPN - Japan

After 5 matches

Preliminary Round

Cap No.	Name	MP	Min.	Goals/Shots							AS	TF	ST	BL	SP	Personal Fouls										
				Total	%	A	C	X	5m	PS						CA	20C	20F	2EX	P	EX					
1	TANAMURA Katsuyuki	5	160	0/1	0.0					0/1						3	1	18			1					
2	ADACHI Seiya	5	95	1/11	9.1	0/3	0/1	1/2	0/5							6	3		1/7		1					
3	ARAI Atsushi	5	98	4/12	33.3	0/4	1/2	2/3	0/1	1/1						1	9	2				2		2	1	
4	SHIGA Mitsuaki	5	132	3/12	25.0	1/2		0/1	2/9							5	13	5	6/13		1	6		1		
5	YANASE Akira	5	61	1/3	33.3			1/3								9	1					1				
6	IIDA Atsuto	5	92	0/6	0.0	0/1			0/5							1	7	3	2			6	3	1	1	2
7	SHIMIZU Yusuke	5	71	1/4	25.0		0/1	0/1	0/1					1/1		7	2					2				
8	KADONO Yuki	5	48	2/8	25.0	0/3		2/4	0/1						1	1										
9	TAKEI Koji	5	147	14/42	33.3	4/14		3/11	0/7	4/5	3/5					6	6									
10	YASUDA Kenya	5	29	1/5	20.0	1/1	0/1		0/2							3	1	1				1		2		
11	OKAWA Keigo	5	123	9/28	32.1	1/1		2/7	4/18		2/2					8	3					2	4	1		
12	HAZUI Shota	5	65	0/6	0.0	0/2			0/4							5	3					1	4			
13	FUKUSHIMA Tomoyoshi	5																								
Totals				36/138	26.1	7/31	1/5	11/32	6/54	5/6	6/9	11	82	47	3	7/20	12	23	2	6	3					
Against				61/135	45.2	14/30	19/43	12/24	7/25	5/6	4/6	25	75	65	18	13/20	23	20	2	6	4					

Cap No.	Goalkeepers	Saves/Shots							
		Total	%	A	C	X	5m	PS	CA
1	TANAMURA Katsuyuki	52/113	46.0	12/26	19/38	8/20	11/18	1/6	1/5
13	FUKUSHIMA Tomoyoshi								
Totals		52/113	46.0	12/26	19/38	8/20	11/18	1/6	1/5

Timeouts	16
Exclusions with Substitution	3
Exclusions w/Subst after 4 min.	0

Match	Possession		EX	2EX	Goals (G) / Misses (M)										Extram Efficiency			CT
	#	Time			X		AA		FT		5mF		PS		G	ATT	%	
					G	M	G	M	G	M	G	M	G	M				
GRE - JPN	37	15:24	1	1	2	4	3	6		2	1	7	1	1	2	6	33.3	3
JPN - BRA	40	16:22			2	7	3	5		1	2	9	1		2	8	25.0	2
AUS - JPN	36	15:06	1	1	2	2	2	5		1	2	8			2	4	50.0	2
HUN - JPN	43	15:17			3	3	3	8			8	1			3	6	50.0	2
SRB - JPN	44	17:07	1		2	5	3	7	1	1		11	2		2	6	33.3	2
Totals	200	1:19:16	3	2	11	21	14	31	1	5	5	43	5	1	11	30	36.7	11

Overall (Preliminary Round + Finals)

Cap No.	Name	MP	Min.	Goals/Shots							AS	TF	ST	BL	SP	Personal Fouls										
				Total	%	A	C	X	5m	PS						CA	20C	20F	2EX	P	EX					
1	TANAMURA Katsuyuki	5	160	0/1	0.0					0/1						3	1	18			1					
2	ADACHI Seiya	5	95	1/11	9.1	0/3	0/1	1/2	0/5							6	3		1/7		1					
3	ARAI Atsushi	5	98	4/12	33.3	0/4	1/2	2/3	0/1	1/1						1	9	2				2		2	1	
4	SHIGA Mitsuaki	5	132	3/12	25.0	1/2		0/1	2/9							5	13	5	6/13		1	6		1		
5	YANASE Akira	5	61	1/3	33.3			1/3								9	1					1				
6	IIDA Atsuto	5	92	0/6	0.0	0/1			0/5							1	7	3	2			6	3	1	1	2
7	SHIMIZU Yusuke	5	71	1/4	25.0		0/1	0/1	0/1					1/1		7	2					2				
8	KADONO Yuki	5	48	2/8	25.0	0/3		2/4	0/1						1	1										
9	TAKEI Koji	5	147	14/42	33.3	4/14		3/11	0/7	4/5	3/5					6	6									
10	YASUDA Kenya	5	29	1/5	20.0	1/1	0/1		0/2							3	1	1				1		2		
11	OKAWA Keigo	5	123	9/28	32.1	1/1		2/7	4/18		2/2					8	3					2	4	1		
12	HAZUI Shota	5	65	0/6	0.0	0/2			0/4							5	3					1	4			
13	FUKUSHIMA Tomoyoshi	5																								
Totals				36/138	26.1	7/31	1/5	11/32	6/54	5/6	6/9	11	82	47	3	7/20	12	23	2	6	3					
Against				61/135	45.2	14/30	19/43	12/24	7/25	5/6	4/6	25	75	65	18	13/20	23	20	2	6	4					

Cap No.	Goalkeepers	Saves/Shots							
		Total	%	A	C	X	5m	PS	CA
1	TANAMURA Katsuyuki	52/113	46.0	12/26	19/38	8/20	11/18	1/6	1/5
13	FUKUSHIMA Tomoyoshi								
Totals		52/113	46.0	12/26	19/38	8/20	11/18	1/6	1/5

Timeouts	16
Exclusions with Substitution	3
Exclusions w/Subst after 4 min.	0

Legend:	
#	Number of possessions
20F	20 seconds exclusion in the field
A	Action shot
BL	Blocked shots
FT	Free throw
No.	Number
TF	Turnover Fouls
%	Efficiency
AA	All action shots (A, C and CA)
C	Centre shot
G	Goals
P	Penalty
X	Extra player shot
20C	20 seconds exclusion in the centre forward position
2EX	Double Exclusion
CA	Counter Attack
M	Misses
PS	Penalty shot
5m	5 metre shot
AS	Assists
CT	Corner Throws
Min.	Minutes Played
SP	Sprint (Won/Sprints)
5mF	5m shot in the field
ATT	Attempts
EX	Exclusion
MP	Matches Played
ST	Steals



Team Roster
Composição da equipe / Composition de l'équipe
As of FRI 5 AUG 2016

JPN - Japan

Cap No.	Name	Pos	L/R	Height m / ft in	Weight kg / lbs	Date of Birth	Club	OG / Goals	Int. Matches Played
1	TANAMURA Katsuyuki	GK	R	1.84 / 6'0"	84 / 185	3 AUG 1989	BOURBON WaterPoloClub, Kashiwazaki City,Niigata (JPN)	-	79
2	ADACHI Seiya	D	R	1.72 / 5'8"	67 / 148	24 JUN 1995	Nippon Sport Science Univ, Yokohama city,Kanagawa (JPN)	-	25
3	ARAI Atsushi	D	R	1.69 / 5'7"	62 / 137	3 FEB 1994	ZenNittaidai, Yokohama city,Kanagawa (JPN)	-	35
4	SHIGA Mitsuaki	D	R	1.77 / 5'10"	75 / 165	16 SEP 1991	ZenNittaidai, Yokohama city,Kanagawa (JPN)	-	101
5	YANASE Akira	CF	R	1.91 / 6'3"	95 / 209	11 AUG 1988	ZenNittaidai, Yokohama city,Kanagawa (JPN)	-	84
6	IIDA Atsuto	CB	R	1.81 / 5'11"	82 / 181	24 DEC 1993	ZenNittaidai, Yokohama city,Kanagawa (JPN)	-	15
7	SHIMIZU Yusuke (C)	CF	L	1.81 / 5'11"	93 / 205	7 SEP 1988	BOURBON WaterPoloClub, Kashiwazaki City,Niigata (JPN)	-	98
8	KADONO Yuki	D	L	1.77 / 5'10"	72 / 159	14 SEP 1990	ZenNittaidai, Yokohama city,Kanagawa (JPN)	-	47
9	TAKEI Koji	D	R	1.76 / 5'9"	78 / 172	30 JUL 1990	ZenNittaidai, Yokohama city,Kanagawa (JPN)	-	81
10	YASUDA Kenya	CB	R	1.82 / 6'0"	77 / 170	29 MAR 1989	BOURBON WaterPoloClub, Kashiwazaki City,Niigata (JPN)	-	55
11	OKAWA Keigo	CB	R	1.83 / 6'0"	96 / 212	11 MAR 1990	ZenNittaidai, Yokohama city,Kanagawa (JPN)	-	91
12	HAZUI Shota	D	R	1.77 / 5'10"	77 / 170	30 SEP 1986	BOURBON WaterPoloClub, Kashiwazaki City,Niigata (JPN)	-	99
13	FUKUSHIMA Tomoyoshi	GK	R	1.77 / 5'10"	75 / 165	3 JUN 1993	ZenNittaidai, Yokohama city,Kanagawa (JPN)	-	25

Head Coach OMOTO Yoji
Official KATSUHARA Hiroshi
Official MINAMI Takahisa

Legend:									
(C)	Captain	CB	Centre Back	CF	Centre Forward	D	Driver	GK	Goalkeeper
Int.	International	L	Left	L/R	Handedness	No.	Number		
OG/Goals	Participation and goals scored in Olympic Games			Pos.	Playing Position	R	Right		



Cumulative Statistics

Estatísticas acumuladas / Statistiques cumulatives

MNE - Montenegro After 8 matches

Preliminary Round

Cap No.	Name	MP	Min.	Goals/Shots							AS	TF	ST	BL	SP	Personal Fouls						
				Total	%	A	C	X	5m	PS						CA	20C	20F	2EX	P	EX	
1	RADIC Zdravko	5	32																			
2	BRGULJAN Drasko	5	120	3/11	27.3	1/3	1/1	1/3	0/4					2	3	3	4	2/7		1	4	1
3	PASKOVIC Vjekoslav	5	76	3/8	37.5	0/3	2/2		1/3						4	3	1	6/10		3		1
4	PETROVIC Antonio	5	72	2/7	28.6	0/2	0/1	1/2	1/2						2	3	4			2	1	
5	BRGULJAN Darko	5	96	10/22	45.5	3/5	0/2	6/8	1/6		0/1			1	5	3	1	0/1		1	3	2
6	RADOVIC Aleksandar	5	117	5/12	41.7	1/2		2/4	2/6					2	5	6	3			2	1	
7	JANOVIC Mladan	5	127	5/24	20.8	0/7		1/3	3/12	0/1	1/1			2	7		1	1/2		4	2	
8	CUCKOVIC Uros	5	48	0/3	0.0	0/1		0/1	0/1					1			1			3	2	
9	IVOVIC Aleksandar	5	129	2/22	9.1	0/3	1/3	1/2	0/13		0/1			2	5	7	2			1	1	
10	MISIC Sasa	5	42	4/10	40.0	0/2	3/6	1/1			0/1				6					1	1	
11	KLIKOVAC Filip	5	67	2/3	66.7		2/2		0/1						14					2		
12	JOKIC Predrag	5	67	0/2	0.0				0/2					2	3	1				4		1
13	SCEPANOVIC Milos	5	128												8	1						
Totals				36/124	29.0	5/28	9/17	13/24	8/50	0/1	1/4	10	60	38	19	9/20	18	20	3	2	1	
Against				32/127	25.2	6/21	8/13	7/20	6/68	2/2	3/3	16	66	33	13	11/20	19	26	3	1	3	

Cap No.	Goalkeepers	Total	%	A	C	X	5m	PS	CA
1	RADIC Zdravko	4/13	30.8	1/3	0/3	0/2	3/4	0/1	
13	SCEPANOVIC Milos	35/58	60.3	7/11	4/9	2/7	22/27	0/1	0/3
Totals		39/71	54.9	8/14	4/12	2/9	25/31	0/2	0/3

Timeouts		20
Exclusions with Substitution		1
Exclusions w/Subst after 4 min.		0

Match	Possession		EX	2EX	Goals (G) / Misses (M)								Extramen Efficiency			CT		
	#	Time			X		AA		FT		5mF		PS		G		ATT	%
					G	M	G	M	G	M	G	M	G	M				
FRA - MNE	33	16:43			2	2	3	9	1	3	1	4			2	4	50.0	
CRO - MNE	32	17:07			2		1	8	1	3	3	6			2	2	100.0	2
MNE - ITA	31	15:11		2	2	3	3	7		5		2			2	4	50.0	
USA - MNE	33	14:31	1	1	4	3	4	2		2		3		1	4	7	57.1	2
MNE - ESP	34	15:23			3	3	4	8		2	2	12			3	6	50.0	5
Totals	163	1:18:55	1	3	13	11	15	34	2	15	6	27		1	13	23	56.5	9

Finals

Cap No.	Name	MP	Min.	Goals/Shots							AS	TF	ST	BL	SP	Personal Fouls						
				Total	%	A	C	X	5m	PS						CA	20C	20F	2EX	P	EX	
1	RADIC Zdravko	3	15																			
2	BRGULJAN Drasko	3	76	3/11	27.3	0/1		1/2	1/7		1/1			5		1	3	1/4		1		1
3	PASKOVIC Vjekoslav	3	51	1/4	25.0	1/3			0/1						1	1		4/8		2		
4	PETROVIC Antonio	3	33	0/1	0.0				0/1											4	1	
5	BRGULJAN Darko	3	51	5/10	50.0	1/1		2/4	2/5					1	1	1				2	2	1
6	RADOVIC Aleksandar	3	67	2/11	18.2	0/1		1/2	1/8					2	6	2	3			3		
7	JANOVIC Mladan	3	81	4/14	28.6	1/5		1/1	2/8							2				2		
8	CUCKOVIC Uros	3	24												1					4		
9	IVOVIC Aleksandar	3	95	8/20	40.0	1/4	1/3	1/3	5/9	0/1				4	2	2				2	1	
10	MISIC Sasa	3	19	1/2	50.0		1/2								4							
11	KLIKOVAC Filip	3	38	2/5	40.0		0/3	2/2							3	1	1			2		
12	JOKIC Predrag	3	41	1/2	50.0			1/1	0/1						4	2				2	2	
13	SCEPANOVIC Milos	3	81												1	1						
Totals				27/80	33.8	4/15	2/8	9/16	11/39	0/1	1/1	9	28	13	9	5/12	20	10	1	1	1	
Against				33/82	40.2	7/11	5/9	7/15	12/45	2/2		16	25	12	11	7/12	18	12	1	1	3	

Cap No.	Goalkeepers	Total	%	A	C	X	5m	PS	CA
1	RADIC Zdravko	1/7	14.3			0/2	1/4		0/1
13	SCEPANOVIC Milos	17/44	38.6	2/9	2/7	3/8	10/19		0/1
Totals		18/51	35.3	2/9	2/7	3/10	11/23		0/2

Timeouts		12
Exclusions with Substitution		1
Exclusions w/Subst after 4 min.		0

Match	Possession		EX	2EX	Goals (G) / Misses (M)								Extramen Efficiency			CT		
	#	Time			X		AA		FT		5mF		PS		G		ATT	%
					G	M	G	M	G	M	G	M	G	M				
HUN - MNE	34	15:04			2	2	2	3	3	5	2	5			2	4	50.0	
MNE - CRO	32	15:38			3	2	1	9	3	5	1	3			3	4	75.0	2
MNE - ITA	32	15:42	1	1	4	3	4	5	1	3	1	7		1	4	5	80.0	1
Totals	98	46:24	1	1	9	7	7	17	7	13	4	15		1	9	13	69.2	3



Cumulative Statistics
Estatísticas acumuladas / Statistiques cumulatives

MNE - Montenegro
After 8 matches

Overall (Preliminary Round + Finals)

Cap No.	Name	MP	Min.	Goals/Shots								AS	TF	ST	BL	SP	Personal Fouls				
				Total	%	A	C	X	5m	PS	CA						20C	20F	2EX	P	EX
1	RADIC Zdravko	8	47																		
2	BRGULJAN Drasko	8	196	6/22	27.3	1/4	1/1	2/5	1/11		1/1	7	3	4	7	3/11	1	5	1	1	
3	PASKOVIC Vjekoslav	8	127	4/12	33.3	1/6	2/2		1/4				5	4	1	10/18	2	3		1	
4	PETROVIC Antonio	8	105	2/8	25.0	0/2	0/1	1/3	1/2				3	3	4		6	2			
5	BRGULJAN Darko	8	147	15/32	46.9	4/6	0/2	8/12	3/11		0/1	2	6	4	1	0/1	3	5	3		
6	RADOVIC Aleksandar	8	184	7/23	30.4	1/3		3/6	3/14			4	11	8	6		2	4			
7	JANOVIC Mladan	8	208	9/38	23.7	1/12		2/4	5/20	0/1	1/1	2	7	2	1	1/2	6	2			
8	CUCKOVIC Uros	8	72	0/3	0.0	0/1		0/1	0/1			1	1		1		7	2			
9	IVOVIC Aleksandar	8	224	10/42	23.8	1/7	2/6	2/5	5/22	0/1	0/1	2	9	9	4		3	2			
10	MISIC Sasa	8	60	5/12	41.7	0/2	4/8	1/1			0/1		10				1	1			
11	KLIKOVAC Filip	8	105	4/8	50.0		2/5	2/2	0/1				17	1	1		2	2			
12	JOKIC Predrag	8	109	1/4	25.0			1/1	0/3				6	5	1		6	2	1		
13	SCEPANOVIC Milos	8	209									1		9	1						
Totals				63/204	30.9	9/43	11/25	22/40	19/89	0/2	2/5	19	88	51	28	14/32	38	30	4	2	2
Against				65/209	31.1	13/32	13/22	14/35	18/113	2/2	5/5	32	91	45	24	18/32	37	38	4	2	6

Cap No.	Goalkeepers	Saves/Shots							
		Total	%	A	C	X	5m	PS	CA
1	RADIC Zdravko	5/20	25.0	1/3	0/3	0/4	4/8	0/1	0/1
13	SCEPANOVIC Milos	52/102	51.0	9/20	6/16	5/15	32/46	0/1	0/4
Totals		57/122	46.7	10/23	6/19	5/19	36/54	0/2	0/5

Timeouts	32
Exclusions with Substitution	2
Exclusions w/Subst after 4 min.	0

Match	Possession		EX	2EX	Goals (G) / Misses (M)								Extramen Efficiency			CT		
	#	Time			X		AA		FT		5mF		PS		G		ATT	%
					G	M	G	M	G	M	G	M	G	M				
Totals	261	2:05:19	2	4	22	18	22	51	9	28	10	42	1	22	36	61.1	12	

Legend:									
#	Number of possessions	%	Efficiency	20C	20 seconds exclusion in the centre forward position	5m	5 metre shot	5mF	5m shot in the field
20F	20 seconds exclusion in the field			2EX	Double Exclusion	AS	Assists	ATT	Attempts
A	Action shot	AA	All action shots (A, C and CA)	CA	Counter Attack	CT	Corner Throws	EX	Exclusion
BL	Blocked shots	C	Centre shot	MA	Misses	Min.	Minutes Played	MP	Matches Played
FT	Free throw	G	Goals	PS	Penalty shot	SP	Sprint (Won/Sprints)	ST	Steals
No.	Number	P	Penalty						
TF	Turnover Fouls	X	Extra player shot						



Team Roster
Composição da equipe / Composition de l'équipe
As of FRI 5 AUG 2016

MNE - Montenegro

Cap No.	Name	Pos	L/R	Height m / ft in	Weight kg / lbs	Date of Birth	Club	OG / Goals	Int. Matches Played
1	RADIC Zdravko	GK	R	1.93 / 6'4"	96 / 212	24 JUN 1979		1 / -	173
2	BRGULJAN Drasko	D	R	1.94 / 6'4"	92 / 203	27 DEC 1984	OSC, Budapest (HUN)	2 / 8	232
3	PASKOVIC Vjekoslav	D	R	1.80 / 5'11"	86 / 190	23 MAR 1985		2 / 6	207
4	PETROVIC Antonio	CB	R	1.93 / 6'4"	98 / 216	24 SEP 1982	Primorac, Kotor (MNE)	1 / -	133
5	BRGULJAN Darko	D	R	1.80 / 5'11"	97 / 214	5 NOV 1990	Hanover, Hanover (GER)	-	111
6	RADOVIC Aleksandar	D	R	1.91 / 6'3"	98 / 216	24 FEB 1987	Hanover, Hanover (GER)	1 / 8	110
7	JANOVIC Mladan	D	R	1.80 / 5'11"	97 / 214	11 JUN 1984	Olympiacos, Athens (GRE)	2 / 18	205
8	CUCKOVIC Uros	CB	R	1.99 / 6'6"	101 / 223	25 APR 1990	Eger, Eger (HUN)	-	72
9	IVOVIC Aleksandar	D	R	1.97 / 6'6"	107 / 236	24 FEB 1986	Recco, Recco (ITA)	2 / 26	201
10	MISIC Sasa	CF	R	1.98 / 6'6"	109 / 240	27 MAR 1987	Debrecin, Debrecin (HUN)	-	46
11	KLIKOVAC Filip	CF	R	1.90 / 6'3"	118 / 260	7 FEB 1989	Possilipo, Naples (ITA)	-	120
12	JOKIC Predrag (C)	CB	R	1.88 / 6'2"	102 / 225	3 FEB 1983	Hanover, Hanover (GER)	3 / 13	201
13	SCEPANOVIC Milos	GK	R	1.85 / 6'1"	86 / 190	9 OCT 1982	Jadran, Herceg Novi (MNE)	2 / -	202

Head Coach GOJKOVIC Vladimir
Official POROBIC Petar
Official VUKANIC Nenad

Legend:									
(C)	Captain	CB	Centre Back	CF	Centre Forward	D	Driver	GK	Goalkeeper
Int.	International	L/R	Handedness	No.	Number	OG/Goals	Participation and goals scored in Olympic Games		
Pos.	Playing Position	R	Right						



Team Roster
Composição da equipe / Composition de l'équipe
As of FRI 5 AUG 2016

SRB - Serbia

Cap No.	Name	Pos	L/R	Height m / ft in	Weight kg / lbs	Date of Birth	Club	OG / Goals	Int. Matches Played
1	PIJETLOVIC Gojko	GK	B	1.94 / 6'4"	92 / 203	7 AUG 1983	WC ORADEA, ORADEA (ROU)	1 / -	198
2	MANDIC Dusan	D	L	2.02 / 6'8"	105 / 231	16 JUN 1994	CN PRO RECCO, RECCO (ITA)	1 / 1	111
3	GOCIC Zivko (C)	CB	R	1.93 / 6'4"	93 / 205	22 AUG 1982	WC SZOLNOK, SZOLNOK (HUN)	2 / 7	353
4	RANDELOVIC Sava	CB	R	1.93 / 6'4"	98 / 216	17 JUL 1993	CN BRESCIA, BRESA (ITA)	-	82
5	CUK Milos	D	R	1.91 / 6'3"	91 / 201	21 DEC 1990	WC EGER, EGER (HUN)	-	124
6	PIJETLOVIC Dusko	CF	R	1.97 / 6'6"	97 / 214	25 APR 1985	CN PRO RECCO, RECCO (ITA)	2 / 21	261
7	NIKIC Slobodan	CF	R	1.97 / 6'6"	106 / 234	25 JAN 1983	WC GALATASARAY, ISTANBUL (TUR)	2 / 14	346
8	ALEKSIC Milan	CB	R	1.93 / 6'4"	96 / 212	13 MAY 1986	WC SZOLNOK, SZOLNOK (HUN)	1 / 5	202
9	JAKSIC Nikola	CB	R	1.97 / 6'6"	89 / 196	17 JAN 1997	VK PARTIZAN, BEOGRAD (SRB)	-	48
10	FILIPOVIC Filip	D	L	1.96 / 6'5"	101 / 223	2 MAY 1987	CN PRO RECCO, RECCO (ITA)	2 / 22	297
11	PRLAINOVIC Andrija	D	R	1.87 / 6'2"	93 / 205	28 APR 1987	WC SZOLNOK, SZOLNOK (HUN)	2 / 26	271
12	MITROVIC Stefan	D	R	1.95 / 6'5"	91 / 201	29 MAR 1988	WC SZOLNOK, SZOLNOK (HUN)	1 / 10	198
13	MITROVIC Branislav	GK	B	2.01 / 6'7"	100 / 220	30 JAN 1985	WC EGER, EGER (HUN)	-	119

Head Coach SAVIC Dejan
Official CIRIC Stefan
Official STEVANOVIC Uros

Legend:	(C) Captain	B Both	CB Centre Back	CF Centre Forward	D Driver
	GK Goalkeeper	Int. International	L Left	L/R Handedness	No. Number
	OG/Goals Participation and goals scored in Olympic Games		Pos. Playing Position	R Right	



Cumulative Statistics

Estatísticas acumuladas / Statistiques cumulatives

USA - United States

After 5 matches

Preliminary Round

Cap No.	Name	MP	Min.	Goals/Shots							AS	TF	ST	BL	SP	Personal Fouls						
				Total	%	A	C	X	5m	PS						CA	20C	20F	2EX	P	EX	
1	MOSES Merrill	5	96																			
2	DUNSTAN Thomas	5	58	1/5	20.0	0/2		1/2	0/1			2	1		0/3						2	
3	HALLOCK Benjamin	5	58	0/2	0.0		0/1	0/1			1	4	2	2							1	
4	OBERT Alex	5	78	2/6	33.3		1/2	1/1	0/3			5	2	1							2 1 1	
5	ROELSE Alex	4	42	1/2	50.0	1/1			0/1		1	1	1								5 3 2 2	
6	CUPIDO Luca	5	130	4/19	21.1	0/1		2/5	1/12		3	6	6	6							1 2 1	
7	SAMUELS Joshua	5	116	7/21	33.3	4/5		0/2	1/12	1/1	2	10	4	1	7/12						1 3 1 1	
8	AZEVEDO Tony	5	125	5/27	18.5	1/2	0/1	2/7	2/16		3	10	4	6	0/1						1 2	
9	BOWEN Alex	4	87	4/10	40.0	0/2		3/3	1/5			9	1								4 1	
10	BONANNI Bret	5	117	8/27	29.6	2/9		3/6	3/11	0/1	1	5	4		1/4						1 1	
11	SMITH Jesse	5	76	1/3	33.3			1/1	0/2		2		3	2							3 7 1 1	
12	MANN John	5	68	2/7	28.6	0/2	1/4	1/1				3									1 1 1	
13	BARON McQuin	5	64																			
Totals				35/129	27.1	8/24	2/8	14/29	8/63	1/2	2/3	13	60	33	18	8/20	14	27	3	3	7	
Against				35/126	27.8	8/31	4/11	11/27	8/51	2/3	2/2	9	66	34	10	12/20	25	29	3	2	4	

Cap No.	Goalkeepers	Saves/Shots							
Total	%	A	C	X	5m	PS	CA		
1	MOSES Merrill	30/52	57.7	5/9	5/8	3/10	16/21	1/3	0/1
13	BARON McQuin	19/32	59.4	8/12	1/2	3/7	7/10		0/1
Totals		49/84	58.3	13/21	6/10	6/17	23/31	1/3	0/2

Timeouts		20
Exclusions with Substitution		6
Exclusions w/Subst after 4 min.		1

Match	Possession		EX	2EX	Goals (G) / Misses (M)								Extramem Efficiency			CT	
	#	Time			AA		FT		5mF		PS		G	ATT	%		
					G	M	G	M	G	M	G	M					
USA - CRO	30	16:13			4	4	1	2		5		7		4	7	57.1	3
USA - ESP	34	17:08	4	2	3	3	1	6	2	2	3	5		3	4	75.0	3
FRA - USA	32	15:27			3	5	1	4		3	1	5	1	3	6	50.0	3
USA - MNE	33	17:29	3	1	0	1	5	6		3		15		0	1	0.0	2
USA - ITA	37	14:54			4	2	4	5	1	3	1	7		1	4	80.0	
Totals	166	1:21:11	7	3	14	15	12	23	3	16	5	39	1	1	14	60.9	11

Overall (Preliminary Round + Finals)

Cap No.	Name	MP	Min.	Goals/Shots							AS	TF	ST	BL	SP	Personal Fouls						
				Total	%	A	C	X	5m	PS						CA	20C	20F	2EX	P	EX	
1	MOSES Merrill	5	96																			
2	DUNSTAN Thomas	5	58	1/5	20.0	0/2		1/2	0/1			2	1		0/3						2	
3	HALLOCK Benjamin	5	58	0/2	0.0		0/1	0/1			1	4	2	2							1	
4	OBERT Alex	5	78	2/6	33.3		1/2	1/1	0/3			5	2	1							2 1 1	
5	ROELSE Alex	4	42	1/2	50.0	1/1			0/1		1	1	1								5 3 2 2	
6	CUPIDO Luca	5	130	4/19	21.1	0/1		2/5	1/12		3	6	6	6							1 2 1	
7	SAMUELS Joshua	5	116	7/21	33.3	4/5		0/2	1/12	1/1	2	10	4	1	7/12						1 3 1 1	
8	AZEVEDO Tony	5	125	5/27	18.5	1/2	0/1	2/7	2/16		3	10	4	6	0/1						1 2	
9	BOWEN Alex	4	87	4/10	40.0	0/2		3/3	1/5			9	1								4 1	
10	BONANNI Bret	5	117	8/27	29.6	2/9		3/6	3/11	0/1	1	5	4		1/4						1 1	
11	SMITH Jesse	5	76	1/3	33.3			1/1	0/2		2		3	2							3 7 1 1	
12	MANN John	5	68	2/7	28.6	0/2	1/4	1/1				3									1 1 1	
13	BARON McQuin	5	64																			
Totals				35/129	27.1	8/24	2/8	14/29	8/63	1/2	2/3	13	60	33	18	8/20	14	27	3	3	7	
Against				35/126	27.8	8/31	4/11	11/27	8/51	2/3	2/2	9	66	34	10	12/20	25	29	3	2	4	

Cap No.	Goalkeepers	Saves/Shots							
Total	%	A	C	X	5m	PS	CA		
1	MOSES Merrill	30/52	57.7	5/9	5/8	3/10	16/21	1/3	0/1
13	BARON McQuin	19/32	59.4	8/12	1/2	3/7	7/10		0/1
Totals		49/84	58.3	13/21	6/10	6/17	23/31	1/3	0/2

Timeouts		20
Exclusions with Substitution		6
Exclusions w/Subst after 4 min.		1

#	Number of possessions	%	Efficiency	20C	20 seconds exclusion in the centre forward position	5m	5 metre shot	5mF	5m shot in the field
20F	20 seconds exclusion in the field			2EX	Double Exclusion	AS	Assists	ATT	Attempts
A	Action shot	AA	All action shots (A, C and CA)	CA	Counter Attack	CT	Corner Throws	EX	Exclusion
BL	Blocked shots	C	Centre shot	M	Misses	Min.	Minutes Played	MP	Matches Played
FT	Free throw	G	Goals	PS	Penalty shot	SP	Sprint (Won/Sprints)	ST	Steals
No.	Number	P	Penalty						
TF	Turnover Fouls	X	Extra player shot						



Team Roster
Composição da equipe / Composition de l'équipe
As of FRI 5 AUG 2016

USA - United States

Cap No.	Name	Pos	L/R	Height m / ft in	Weight kg / lbs	Date of Birth	Club	OG / Goals	Int. Matches Played
1	MOSES Merrill	GK	R	1.91 / 6'3"	97 / 214	13 AUG 1977	New York Athletic Club, New York (USA)	2 / -	-
2	DUNSTAN Thomas	D	L	1.94 / 6'4"	96 / 212	29 SEP 1997	USC, Los Angeles (USA)	-	-
3	HALLOCK Benjamin	CF	R	1.99 / 6'6"	108 / 238	22 NOV 1997	Stanford University, Palo Alto (USA)	-	-
4	OBERT Alex	CB	R	1.96 / 6'5"	105 / 231	18 DEC 1991	New York Athletic Club, New York (USA)	-	-
5	ROELSE Alex	CB	R	2.04 / 6'8"	115 / 254	10 JAN 1995	UCLA, Los Angeles (USA)	-	-
6	CUPIDO Luca	D	R	1.88 / 6'2"	95 / 209	9 NOV 1995	University of California, Berkeley (USA)	-	-
7	SAMUELS Joshua	D	R	1.94 / 6'4"	95 / 209	8 JUL 1991	New York Athletic Club, New York (USA)	-	-
8	AZEVEDO Tony (C)	D	R	1.86 / 6'1"	90 / 198	21 NOV 1981	New York Athletic Club, New York (USA)	4 / -	-
9	BOWEN Alex	D	R	1.96 / 6'5"	102 / 225	4 SEP 1993	New York Athletic Club, New York (USA)	-	-
10	BONANNI Bret	D	R	1.94 / 6'4"	92 / 203	20 JAN 1994	New York Athletic Club, New York (USA)	-	-
11	SMITH Jesse	CB	R	1.94 / 6'4"	105 / 231	27 APR 1983	New York Athletic Club, New York (USA)	3 / -	-
12	MANN John	CF	R	1.99 / 6'6"	113 / 249	27 JUN 1985	New York Athletic Club, New York (USA)	2 / -	-
13	BARON McQuin	GK	L	2.06 / 6'9"	104 / 229	27 OCT 1995	USC, Los Angeles (USA)	-	-

Head Coach UDOVICIC Dejan (SRB)
Official KOCUR John
Official RODRIGUEZ Alex

Legend:									
(C)	Captain	CB	Centre Back	CF	Centre Forward	D	Driver	GK	Goalkeeper
Int.	International	L	Left	L/R	Handedness	No.	Number		
OG/Goals	Participation and goals scored in Olympic Games			Pos.	Playing Position	R	Right		



Medallists

Medalhistas / Médaillé(e)s

GOLD	SILVER	BRONZE
USA - United States <ol style="list-style-type: none">1 HILL Sami2 MUSSELMAN Madeline3 SEIDEMANN Melissa4 FATTAL Rachel5 CLARK KK6 STEFFENS Maggie7 MATHEWSON Courtney8 NEUSHUL Kiley9 FISCHER Aria10 GILCHRIST Kaleigh11 FISCHER Makenzie12 CRAIG Kami13 JOHNSON Ashleigh	ITA - Italy <ol style="list-style-type: none">1 GORLERO Giulia2 TABANI Chiara3 GARIBOTTI Arianna4 QUEIROLO Elisa5 RADICCHI Federica6 AIELLO Rosaria7 di MARIO Tania8 BIANCONI Roberta9 EMMOLO Giulia10 POMERI Francesca11 COTTI Aleksandra12 FRASSINETTI Teresa13 TEANI Laura	RUS - Russia <ol style="list-style-type: none">1 USTYUKHINA Anna2 GLYZINA Nadezhda3 PROKOFYEVA Ekaterina4 KARIMOVA Elvina5 BORISOVA Maria6 GORBUNOVA Olga7 LISUNOVA Ekaterina8 SIMANOVICH Anastasia9 TIMOFEEVA Anna10 SOBOLEVA Evgeniia11 IVANOVA Evgeniya12 GRINEVA Anna13 KARNAUKH Anna



Tournament Summary
Resumo do torneio / Résumé du tournoi
As of FRI 19 AUG 2016 at 16:41

Preliminary Round

Group A					Matches					Goals			Class. Points
Rank		ITA	AUS	RUS	BRA	Played	Won	Lost	Tied	For	Against	Diff.	
1	ITA		8 - 7	10 - 5	9 - 3	3	3	0	0	27	15	12	6
2	AUS	7 - 8		14 - 4	10 - 3	3	2	1	0	31	15	16	4
3	RUS	5 - 10	4 - 14		14 - 7	3	1	2	0	23	31	-8	2
4	BRA	3 - 9	3 - 10	7 - 14		3	0	3	0	13	33	-20	0

Group B					Matches					Goals			Class. Points
Rank		USA	ESP	HUN	CHN	Played	Won	Lost	Tied	For	Against	Diff.	
1	USA		11 - 4	11 - 6	12 - 4	3	3	0	0	34	14	20	6
2	ESP	4 - 11		11 - 10	12 - 8	3	2	1	0	27	29	-2	4
3	HUN	6 - 11	10 - 11		13 - 11	3	1	2	0	29	33	-4	2
4	CHN	4 - 12	8 - 12	11 - 13		3	0	3	0	23	37	-14	0

Finals

Date	Start Time	Phase	Match No.	Teams	Result
MON 15 AUG	14:10	Quarterfinal	16	BRA - USA	3 - 13
	15:30	Quarterfinal	13	AUS - HUN	11 - 13
	18:20	Quarterfinal	14	RUS - ESP	12 - 10
	19:40	Quarterfinal	15	ITA - CHN	12 - 7
WED 17 AUG	11:00	Classification 5th-8th Place	17	AUS - BRA	11 - 4
	12:20	Semifinal	20	RUS - ITA	9 - 12
	15:10	Classification 5th-8th Place	18	ESP - CHN	11 - 6
	16:30	Semifinal	19	HUN - USA	10 - 14
FRI 19 AUG	10:00	Classification 7th-8th Place	21	BRA - CHN	5 - 10
	11:20	Bronze Medal Match	23	HUN - RUS	18 - 19
	14:10	Classification 5th-6th Place	22	AUS - ESP	10 - 12
	15:30	Gold Medal Match	24	USA - ITA	12 - 5

Final Standings

Medal	Rank	Team
Gold	1	USA - United States
Silver	2	ITA - Italy
Bronze	3	RUS - Russia
	4	HUN - Hungary
	5	ESP - Spain
	6	AUS - Australia
	7	CHN - China
	8	BRA - Brazil



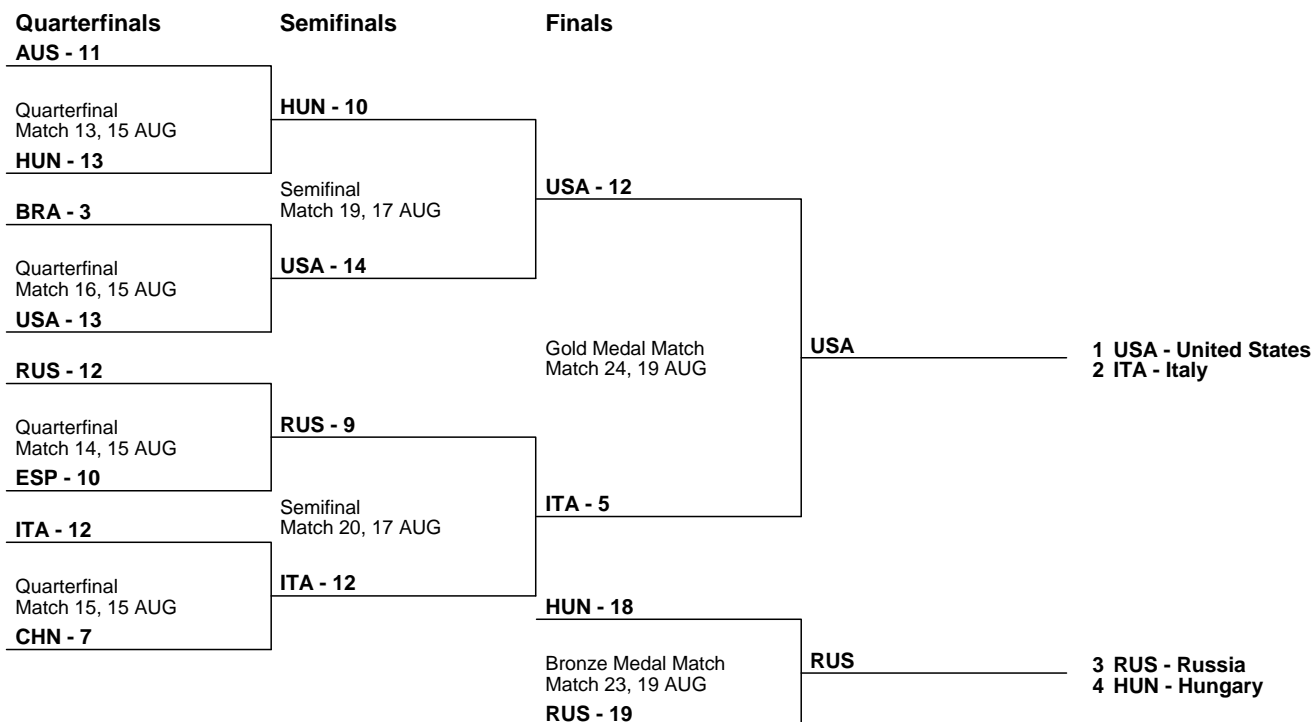
Tournament Summary

Resumo do torneio / Résumé du tournoi

As of FRI 19 AUG 2016 at 16:41

Finals

Final Standings



Classification 5th/8th Place



Legend:	Class.	Diff.	No.	Number
	Classification	Difference		



Results

Resultados / Résultats

CHN 11 - 13 HUN

(2:2, 4:4, 3:6, 2:1)

Referees: PERIS Nenad (CRO)
 STAVRIDIS Georgios (GRE)

TWPC Delegates: SHAW Bill
 SOSTAR Aleksandar

CHN - China (White)

Cap No.	Name	Estimated Time Played	Goals/Shots							AS	TF	ST	BL	SP	Personal Fouls												
			Total	%	A	C	X	5m	PS						CA	20C	20F	2EX	P	EX							
*1	YANG Jun	32:00	0/1	0.0				0/1							1	3											
*2	MA Huanhuan	29:59	3/9	33.3				3/3	0/6						2	1							1				
3	MEI Xiaohan	19:41	1/1	100.0			1/1																1				
4	XIONG Dunhan	9:34	0/1	0.0			0/1								1	1											
*5	NIU Guannan	24:50	3/7	42.9	0/1			2/3	1/3						3								1				
*6	SUN Yating	21:19	0/1	0.0			0/1								2												
7	SONG Donglun	11:25												1		1							2				
*8	ZHANG Cong	14:09	1/4	25.0					1/4						1								1				
*9	ZHAO Zihan	32:00	2/4	50.0					0/2	2/2					1	2	1						1				
10	ZHANG Weiwei	12:56	1/1	100.0	1/1																						
*11	WANG Xinyan	13:01	0/2	0.0				0/1	0/1							2							1				
12	ZHANG Jing	3:06													1												
13	PENG Lin																										
Totals			11/31	35.5	1/2	1/3	5/7	2/17	2/2						4	13	8						3/4	2	8	1	1
Cap No.	Goalkeepers	Saves/Shots																									
Total	%	A	C	X	5m	PS	CA																				
*1	YANG Jun	8/21	38.1	2/5	2/5	1/5	3/4	0/1	0/1																		
13	PENG Lin																										
Totals		8/21	38.1	2/5	2/5	1/5	3/4	0/1	0/1																		

Timeouts	3
Exclusions with Substitution	1
Exclusions w/Subst after 4 min.	0

HUN - Hungary (Blue)

Cap No.	Name	Estimated Time Played	Goals/Shots							AS	TF	ST	BL	SP	Personal Fouls													
			Total	%	A	C	X	5m	PS						CA	20C	20F	2EX	P	EX								
*1	GANGL Edina	32:00													1													
2	CZIGANY Dora	24:54	4/4	100.0	1/1		1/1	1/1		1/1					1	1	1											
*3	ANTAL Dora	21:43	1/4	25.0	1/2		0/1	0/1							1										3	S		
*4	KISTELEKI Hanna	19:03	0/2	0.0			0/2								1	1												
*5	SZUCS Gabriella	17:29	0/4	0.0					0/4							1								1	1			
*6	TAKACS Orsolya	23:50	2/2	100.0			2/2								2	4	1	1							2			
7	ILLES Anna	11:10													1		1									1		
8	KESZTHELYI Rita	28:18	3/6	50.0	1/1	0/1	1/1	0/2	1/1						1	4	1											
9	TOTH Ildiko	13:31	1/1	100.0			1/1								1											1		
*10	BUJKA Barbara	17:11	2/4	50.0	0/1	2/3									2	1												
11	CSABAI Dora	9:32																								1		
*12	GARDA Krisztina	5:19																								1		
13	KASO Orsolya																											
Totals			13/27	48.1	3/5	3/5	4/7	1/8	1/1	1/1					5	14	7	2						1/4	5	5	2	1
Cap No.	Goalkeepers	Saves/Shots																										
Total	%	A	C	X	5m	PS	CA																					
*1	GANGL Edina	8/19	42.1	0/1	0/1	1/6	7/9	0/2																				
13	KASO Orsolya																											
Totals		8/19	42.1	0/1	0/1	1/6	7/9	0/2																				

Timeouts	4
Exclusions with Substitution	1
Exclusions w/Subst after 4 min.	0



Results

Resultados / Résultats

RUS 4 - 14 AUS

(0:3, 1:5, 3:2, 0:4)

Referees: DESLIERES Marie-Claude (CAN)
 ALEXANDRESCU Adrian (ROU)

TWPC Delegates: RACINE Jacques
 IBERN Manuel

RUS - Russia (White)

Cap No.	Name	Estimated Time Played	Goals/Shots							AS	TF	ST	BL	SP	Personal Fouls			
			Total	%	A	C	X	5m	PS						CA	20C	20F	2EX
*1	USTYUKHINA Anna	14:34																
2	GLYZINA Nadezhda	18:19	0/3	0.0	0/2		0/1				1					1		
*3	PROKOFYEVA Ekaterina	28:44	2/6	33.3		1/1		0/4	1/1				1/2				1	
*4	KARIMOVA Elvina	23:58	1/2	50.0	0/1		1/1											
5	BORISOVA Maria	9:24									1					2		
6	GORBUNOVA Olga	21:48	1/3	33.3	0/1		1/1	0/1			1			0/1		1		
*7	LISUNOVA Ekaterina	12:09	0/1	0.0			0/1							1/1		1		
*8	SIMANOVICH Anastasia	9:20	0/2	0.0		0/1		0/1			4							
9	TIMOFEEVA Anna	17:49	0/1	0.0	0/1						5	1			1	1		
*10	SOBOLEVA Evgeniia	19:30	0/3	0.0	0/1			0/2			1	2	1					
*11	IVANOVA Evgeniya	19:28	0/1	0.0				0/1			1	1	1		1	1		
12	GRINEVA Anna	11:31	0/3	0.0	0/1		0/1	0/1				1				1		
13	KARNAUKH Anna	17:26																
Totals			4/25	16.0	0/7	1/2	2/5	0/10	1/1		1	15	4	1	2/4	3	7	1
Cap No.	Goalkeepers	Estimated Time Played	Saves/Shots							AS	TF	ST	BL	SP	Personal Fouls			
			Total	%	A	C	X	5m	PS						CA	20C	20F	2EX
*1	USTYUKHINA Anna		1/9	11.1	0/3	1/2	0/1	0/1	0/1	0/1								
13	KARNAUKH Anna		2/8	25.0	2/6	0/1		0/1										
Totals			3/17	17.6	2/9	1/3	0/1	0/2	0/1	0/1								

Timeouts	5
Exclusions with Substitution	0
Exclusions w/Subst after 4 min.	0

AUS - Australia (Blue)

Cap No.	Name	Estimated Time Played	Goals/Shots							AS	TF	ST	BL	SP	Personal Fouls			
			Total	%	A	C	X	5m	PS						CA	20C	20F	2EX
1	YANITSAS Lea	6:04																
*2	BEADSWORTH Gemma	17:00	0/3	0.0	0/1	0/2					2					1		
*3	BUCKLING Hannah	17:35	0/1	0.0	0/1										1	1		
4	LINCOLN-SMITH Holly	15:28													1			
5	GOFERS Keesja	13:45	3/3	100.0	2/2					1/1	1	1		0/1				
6	KNOX Bronwen	13:41									2	2	1				1	
*7	WEBSTER Rowie	23:13	3/4	75.0	1/2			1/1	1/1		1	1	1		1			
*8	McGHIE Glencora	27:47	2/3	66.7	2/2			0/1			1		2	2				
*9	ARANCINI Zoe	16:52	1/1	100.0		1/1						1	2	2/3				
*10	SOUTHERN Ash	19:58	4/8	50.0	1/4	1/2	1/1	1/1				1	1	1		1		
11	BISHOP Isobel	10:22	1/2	50.0	1/2								1			1		
12	ZAGAME Nicola	16:19	0/2	0.0			0/1	0/1								2		
*13	WAKEFIELD Kelsey	25:56	0/1	0.0				0/1										
Totals			14/28	50.0	7/14	2/5	1/2	2/5	1/1	1/1	5	9	7	4	2/4	4	5	1
Cap No.	Goalkeepers	Estimated Time Played	Saves/Shots							AS	TF	ST	BL	SP	Personal Fouls			
			Total	%	A	C	X	5m	PS						CA	20C	20F	2EX
1	YANITSAS Lea		4/4	100.0	2/2	1/1		1/1										
*13	WAKEFIELD Kelsey		1/5	20.0		0/1	0/2	1/1	0/1									
Totals			5/9	55.6	2/2	1/2	0/2	2/2	0/1									

Timeouts	3
Exclusions with Substitution	0
Exclusions w/Subst after 4 min.	0



Results

Resultados / Résultats

RUS 4 - 14 AUS

(0:3, 1:5, 3:2, 0:4)

Referees: DESLIERES Marie-Claude (CAN)
 ALEXANDRESCU Adrian (ROU)

TWPC Delegates: RACINE Jacques
 IBERN Manuel

Period	RUS - Russia													AUS - Australia																		
	Possession		EX	Goals (G) / Misses (M)										Extramen Efficiency	CT	Possession		EX	Goals (G) / Misses (M)										Extramen Efficiency	CT		
				X		AA		FT		5mF		PS							X		AA		FT		5mF		PS					
	#	Time	G	M	G	M	G	M	G	M	G	M	G	ATT	%	#	Time	G	M	G	M	G	M	G	M	G	M	G	ATT	%		
Quarter 1	10	4:00		0	2		2		1		1			0	2	0.0		9	4:00		1		1		1			1	1	100.0		
Quarter 2	10	3:55		1			1				3			1	1	100.0		10	4:05				4		4			1	1			
Quarter 3	9	3:47		1	1	1	2				1	1		1	2	50.0		9	4:13		0	1	1	4			1			0	1	0.0
Quarter 4	9	3:36					3		1		3							1	9	4:24				4	1			2				
Totals	38	15:18		2	3	1	8		2		8	1		2	5	40.0	1	37	16:42		1	1	10	10			2	3	1	1	2	50.0

Match RUS - AUS																	
Possession		EX	2EX	Goals (G) / Misses (M)										Extramen Efficiency	CT		
				X		AA		FT		5mF		PS				G	
#	Time	G	M	G	M	G	M	G	M	G	M	G	M	G	ATT	%	
75	32:00			3	4	11	18		2	2	11	2		3	7	42.9	1

Legend:										
#	Number of possessions	%	Efficiency	*	Starting line-up	20C	20 seconds exclusion in the centre forward position			
20F	20 seconds exclusion in the field			2EX	Double Exclusion	5m	5 metre shot		5mF	5m shot in the field
A	Action shot	AA	All Action shots (A, C and CA)		AS	Assists		ATT	Attempts	
BL	Blocked shots	C	Centre shot		CA	Counter Attack		CT	Corner Throws	
EX	Exclusion (S - with substitution, N - with substitution after 4 min.)				FT	Free throw		G	Goals	
M	Misses	No.	Number		P	Penalty		PS	Penalty Shot	
ST	Steals	TF	Turnover Fouls		TWPC	Technical Water Polo Committee		SP	Sprint (Won/Sprints)	
								X	Extra player shot	



Results

Resultados / Résultats

ESP 4 - 11 USA

(1:4, 1:3, 2:2, 0:2)

Referees: FLAHIVE Daniel Gerrard (AUS)
 GOMEZ Filippo (ITA)

TWPC Delegates: FIROIU Niculae
 BOOKELMAN Peter

ESP - Spain (White)

Cap No.	Name	Estimated Time Played	Goals/Shots							AS	TF	ST	BL	SP	Personal Fouls					
			Total	%	A	C	X	5m	PS						CA	20C	20F	2EX	P	EX
*1	ESTER RAMOS Laura	16:00																		
2	BACH PASCUAL Marta	15:56																		
*3	ESPAR LLAQUET Anna	30:28	1/3	33.3		1/1		0/2						2/2						1
4	ORTIZ MUNOZ Beatriz	17:51	1/2	50.0	0/1															1
*5	ORTIZ REYES Matilde	7:29																		
6	LEITON ARRONES Paula	13:25	0/1	0.0				0/1												1
7	ESPAR LLAQUET Clara	5:48																		
*8	PENA CARRASCO Maria del Pilar	18:54																		
9	FORCA ARIZA Judith	13:06	0/3	0.0	0/2			0/1												1
*10	TARRAGO AYMERICH Roser	21:46	0/4	0.0				0/2	0/1	0/1				0/2						1
*11	GARCIA GODOY Maica	19:13	2/3	66.7		1/1	1/1	0/1												
*12	LOPEZ VENTOSA Laura	28:04	0/5	0.0	0/2			0/1	0/2											1
13	HERRERA FERNANDEZ Patricia	16:00																		
Totals			4/21	19.0	0/5	2/2	1/4	0/8	0/1	1/1	4	18	7	1	2/4	1	3			2
Cap No.	Goalkeepers	Saves/Shots							Timeouts		Exclusions with Substitution		Exclusions w/Subst after 4 min.							
Total	%	A	C	X	5m	PS	CA													
*1	ESTER RAMOS Laura	1/8	12.5	1/4		0/2	0/1	0/1												3
13	HERRERA FERNANDEZ Patricia	1/5	20.0	1/1	0/1	0/1	0/1	0/1												0
Totals			2/13	15.4	2/5	0/1	0/3	0/2	0/2											0

USA - United States (Blue)

Cap No.	Name	Estimated Time Played	Goals/Shots							AS	TF	ST	BL	SP	Personal Fouls						
			Total	%	A	C	X	5m	PS						CA	20C	20F	2EX	P	EX	
1	HILL Sami																				
2	MUSSELMAN Madeline	15:00	1/3	33.3	1/2	0/1														1	
3	SEIDEMANN Melissa	22:40	0/1	0.0				0/1													
*4	FATTAL Rachel	23:14	1/1	100.0	1/1									2/4						1	
5	CLARK KK	12:19	1/1	100.0				1/1												1	
*6	STEFFENS Maggie	21:15	2/4	50.0	0/1	1/1			1/1	0/1										1	
*7	MATHEWSON Courtney	17:22	2/2	100.0			1/1	1/1												1	
*8	NEUSHUL Kiley	23:13	2/3	66.7	1/2			1/1													
9	FISCHER Aria	12:30	0/1	0.0	0/1																
10	GILCHRIST Kaleigh	14:27	0/2	0.0	0/2															1	
*11	FISCHER Makenzie	13:30	1/2	50.0	0/1				1/1											2	
*12	CRAIG Kami	16:30	1/1	100.0				1/1													
*13	JOHNSON Ashleigh	32:00																			
Totals			11/21	52.4	3/10	1/2	3/3	2/3	2/2	0/1	4	18	11	2	2/4	3	5			1	1
Cap No.	Goalkeepers	Saves/Shots							Timeouts		Exclusions with Substitution		Exclusions w/Subst after 4 min.								
Total	%	A	C	X	5m	PS	CA														
1	HILL Sami																			2	
*13	JOHNSON Ashleigh	11/15	73.3	3/3	0/2	2/3	6/6	0/1												1	
Totals			11/15	73.3	3/3	0/2	2/3	6/6	0/1												0



Results
Resultados / Résultats

ESP 4 - 11 USA
(1:4, 1:3, 2:2, 0:2)

Referees: FLAHIVE Daniel Gerrard (AUS)
GOMEZ Filippo (ITA)

TWPC Delegates: FIROIU Niculae
BOOKELMAN Peter

Period	ESP - Spain													USA - United States														
	Possession		EX	Goals (G) / Misses (M)					Extramen Efficiency			CT	Possession		EX	Goals (G) / Misses (M)					Extramen Efficiency			CT				
	#	Time		G	M	G	M	FT	5mF	PS	G		ATT	%		#	Time	G	M	G	M	FT	5mF		PS	G	ATT	%
Quarter 1	11	4:09		0	2	1	1		1	1		0	2	0.0		11	3:51		2		2	4				2	2	100.0
Quarter 2	11	4:37		0	1	1				3		0	1	0.0		10	3:23				1			1	1	1		
Quarter 3	7	4:40		1		1	1				1	1	100.0		9	3:20				1	3				1			
Quarter 4	9	4:40					3		1	1	1				8	3:20	1	1		2			1			1	1	100.0
Totals	38	18:06		1	3	3	5		2	6	1	1	4	25.0		38	13:54	1	3	4	9		2	1	2	3	3	100.0

Match ESP - USA																	
Possession		EX	2EX	Goals (G) / Misses (M)					Extramen Efficiency			CT					
#	Time			X	AA	FT	5mF	PS	G	ATT	%						
76	32:00	1		4	3	7	14		2	2	7	2	1	4	7	57.1	

Legend:												
#	Number of possessions	%	Efficiency	*	Starting line-up	20C	20 seconds exclusion in the centre forward position					
20F	20 seconds exclusion in the field			2EX	Double Exclusion	5m	5 metre shot					
A	Action shot	AA	All Action shots (A, C and CA)	CA	Counter Attack	AS	Assists					
BL	Blocked shots	C	Centre shot			CT	Corner Throws					
EX	Exclusion (S - with substitution, N - with substitution after 4 min.)	No.	Number	P	Penalty	FT	Free throw					
M	Misses	TF	Turnover Fouls	TWPC	Technical Water Polo Committee	PS	Penalty Shot					
ST	Steals					G	Goals					
						SP	Sprint (Won/Sprints)					
						X	Extra player shot					



Results

Resultados / Résultats

ITA 9 - 3 BRA

(1:1, 2:0, 3:0, 3:2)

Referees: DUTILH-DUMAS Diana (NED)
 WILLIS Dion (RSA)

TWPC Delegates: KURODA Ken
 SHARONOV Evgeny

ITA - Italy (White)

Cap No.	Name	Estimated Time Played	Goals/Shots							AS	TF	ST	BL	SP	Personal Fouls							
			Total	%	A	C	X	5m	PS						CA	20C	20F	2EX	P	EX		
*1	GORLERO Giulia	32:00																				
2	TABANI Chiara	10:28	0/3	0.0	0/2			0/1					1									
*3	GARIBOTTI Arianna	23:53	0/3	0.0	0/1			0/2				1		3					1			
4	QUEIROLO Elisa	16:17	1/2	50.0	1/1			0/1				1	1	1				1	1			
*5	RADICCHI Federica	17:26	1/4	25.0	0/1			1/3				1	2					2				
6	AIELLO Rosaria	15:47	1/2	50.0		1/2						1										
*7	di MARIO Tania	25:45	1/9	11.1	0/2			0/1	1/6			1		1	1	1/3						
*8	BIANCONI Roberta	20:31	3/6	50.0	1/1			1/2	0/2	1/1		1				0/1		1				
*9	EMMOLO Giulia	23:43	1/4	25.0	0/3			1/1				1										
10	POMERI Francesca	11:40																1				
11	COTTI Aleksandra	10:47	0/2	0.0				0/1	0/1									1				
*12	FRASSINETTI Teresa	15:43	1/1	100.0		1/1																
13	TEANI Laura																					
Totals			9/36	25.0	2/11	2/3	2/5	2/16	1/1			1	6	6	5	1/4		3	5			
Cap No.	Goalkeepers	Estimated Time Played	Saves/Shots							AS	TF	ST	BL	SP	Personal Fouls							
			Total	%	A	C	X	5m	PS						CA	20C	20F	2EX	P	EX		
*1	GORLERO Giulia	11:14	11/14	78.6	5/6	0/1		6/6	0/1													
13	TEANI Laura																					
Totals			11/14	78.6	5/6	0/1		6/6	0/1													

Timeouts	4
Exclusions with Substitution	0
Exclusions w/Subst after 4 min.	0

BRA - Brazil (Blue)

Cap No.	Name	Estimated Time Played	Goals/Shots							AS	TF	ST	BL	SP	Personal Fouls							
			Total	%	A	C	X	5m	PS						CA	20C	20F	2EX	P	EX		
*1	OLIVEIRA Tess	32:00									1	1	1									
*2	ABLA Diana	22:07	1/3	33.3	0/2	1/1								1				1				
*3	ZABLITH Marina	31:49	0/3	0.0	0/1			0/2			1	3			3/3		1					
4	CANETTI Marina	18:15										1		1								
5	BARRONCAS Lucianne	7:11											1	1								
*6	CHIAPPINI Izabella	30:23	1/9	11.1	0/2			0/6	1/1		1	1	1		0/1		1		1			
*7	OLIVEIRA Amanda	19:40	1/6	16.7	1/4			0/2					1				1					
8	CARVALHO Luiza	1:37																				
*9	PEDROSA Camila	20:21																				
*10	BAHIA Viviane	15:17	0/1	0.0				0/1									3				S	
11	DUARTE Mariana	15:50	0/6	0.0	0/1			0/1	0/4			2										
12	MANTELLATO Gabriela	9:30															1	1			S	
13	CHAMORRO Victoria																					
Totals			3/28	10.7	1/10	1/1	0/1	0/15	1/1			3	9	4	3	3/4		6	3	1	2	
Cap No.	Goalkeepers	Estimated Time Played	Saves/Shots							AS	TF	ST	BL	SP	Personal Fouls							
			Total	%	A	C	X	5m	PS						CA	20C	20F	2EX	P	EX		
*1	OLIVEIRA Tess	12:21	12/21	57.1	6/8	1/3	2/4	3/5	0/1													
13	CHAMORRO Victoria																					
Totals			12/21	57.1	6/8	1/3	2/4	3/5	0/1													

Timeouts	4
Exclusions with Substitution	2
Exclusions w/Subst after 4 min.	0



Results

Resultados / Résultats

ITA 9 - 3 BRA

(1:1, 2:0, 3:0, 3:2)

Referees: DUTILH-DUMAS Diana (NED)
 WILLIS Dion (RSA)

TWPC Delegates: KURODA Ken
 SHARONOV Evgeny

Period	ITA - Italy													BRA - Brazil																										
	Possession		EX	Goals (G) / Misses (M)										Extramén Efficiency			CT	Possession		EX	Goals (G) / Misses (M)										Extramén Efficiency			CT						
	#	Time		X	AA	FT	5mF	PS	G	M	G	M	G	M	G	ATT		%	#		Time	X	AA	FT	5mF	PS	G	M	G	M	G	M	G		ATT	%				
Quarter 1	10	4:57		1	1		2				7			1	2	50.0	1	9	3:03				1	1			5													
Quarter 2	7	3:14				1	3				1	2					1	8	4:46						2	2			2											
Quarter 3	9	3:48		0	2	2	2				1	1		0	2	0.0		10	4:12	1					5	1	3													
Quarter 4	9	4:20		1	1	3		1	1	3				1	1	100.0		10	3:40	1	0	1	2	1			2					0	1	0.0						
Totals	35	16:19		2	3	4	10				1	2	13	1	2	40.0	2	37	15:41	2	0	1	3	9	3	12			0	1	0.0									

Match ITA - BRA																	
Possession		EX	2EX	Goals (G) / Misses (M)										Extramén Efficiency			CT
#	Time			X	AA	FT	5mF	PS	G	M	G	M	G	ATT	%		
72	32:00	2		2	4	7	19		4	2	25	1	2	6	33.3	2	

Legend:									
#	Number of possessions	%	Efficiency	*	Starting line-up	20C	20 seconds exclusion in the centre forward position		
20F	20 seconds exclusion in the field			2EX	Double Exclusion	5m	5 metre shot	5mF	5m shot in the field
A	Action shot	AA	All Action shots (A, C and CA)	CA	Counter Attack	AS	Assists	ATT	Attempts
BL	Blocked shots	C	Centre shot			CT	Corner Throws		
EX	Exclusion (S - with substitution, N - with substitution after 4 min.)	No.	Number	P	Penalty	FT	Free throw	G	Goals
M	Misses	TF	Turnover Fouls	TWPC	Technical Water Polo Committee	PS	Penalty Shot	SP	Sprint (Won/Sprints)
ST	Steals					X	Extra player shot		



Results

Resultados / Résultats

CHN 4 - 12 USA

(1:4, 0:3, 2:3, 1:2)

Referees: KORYZNA Radoslaw Piotr (POL)
 GOMEZ Filippo (ITA)

TWPC Delegates: FARID Moheieldin
 PAPAIZIAN Richard

CHN - China (White)

Cap No.	Name	Estimated Time Played	Goals/Shots							AS	TF	ST	BL	SP	Personal Fouls							
			Total	%	A	C	X	5m	PS						CA	20C	20F	2EX	P	EX		
*1	YANG Jun	32:00																				
*2	MA Huanhuan	29:40	0/5	0.0			0/1	0/4												1		
*3	MEI Xiaohan	17:38	1/2	50.0		0/1	1/1															
*4	XIONG Dunhan	13:55	0/2	0.0		0/2																
*5	NIU Guannan	23:25	1/7	14.3	0/1	0/1	1/1	0/4												1		
6	SUN Yating	17:50																				
7	SONG Donglun	10:03	0/3	0.0	0/1		0/2															
*8	ZHANG Cong	26:09																		1		
*9	ZHAO Zihan	31:45	1/7	14.3	0/1			0/5	1/1											1		
10	ZHANG Weiwei	3:49	0/1	0.0	0/1																	
11	WANG Xinyan	14:22	1/1	100.0				1/1												2		
12	ZHANG Jing	3:24	0/1	0.0			0/1													1		
13	PENG Lin																					
Totals			4/29	13.8	0/4	0/4	2/6	1/14	1/1											2	5	
Cap No.	Goalkeepers	Estimated Time Played	Saves/Shots							AS	TF	ST	BL	SP	Personal Fouls							
			Total	%	A	C	X	5m	PS						CA	20C	20F	2EX	P	EX		
*1	YANG Jun		4/16	25.0	3/9	0/3	0/2	0/1														
13	PENG Lin																					
Totals			4/16	25.0	3/9	0/3	0/2	0/1														

Timeouts	4
Exclusions with Substitution	0
Exclusions w/Subst after 4 min.	0

USA - United States (Blue)

Cap No.	Name	Estimated Time Played	Goals/Shots							AS	TF	ST	BL	SP	Personal Fouls													
			Total	%	A	C	X	5m	PS						CA	20C	20F	2EX	P	EX								
1	HILL Sami	4:50																										
2	MUSSELMAN Madeline	22:28	4/5	80.0	2/3	1/1	1/1																					
3	SEIDEMANN Melissa	13:53	0/2	0.0	0/2															1	1							
*4	FATTAL Rachel	21:27																										
5	CLARK KK	12:43	0/1	0.0			0/1													1	1							
*6	STEFFENS Maggie	23:44	4/4	100.0	3/3	1/1														1								
7	MATHEWSON Courtney	14:45																										
*8	NEUSHUL Kiley	23:13	0/2	0.0	0/2															1								
*9	FISCHER Aria	16:08																		1								
10	GILCHRIST Kaleigh	16:49	2/2	100.0	1/1		1/1														1							
*11	FISCHER Makenzie	18:53	1/5	20.0	0/1			1/3		0/1										1	1							
*12	CRAIG Kami	7:57	1/1	100.0		1/1														1								
*13	JOHNSON Ashleigh	27:10																										
Totals			12/22	54.5	6/12	3/3	2/3	1/3		0/1										5	20	8	6	4/4	4	6	1	
Cap No.	Goalkeepers	Estimated Time Played	Saves/Shots							AS	TF	ST	BL	SP	Personal Fouls													
			Total	%	A	C	X	5m	PS						CA	20C	20F	2EX	P	EX								
1	HILL Sami		3/3	100.0	1/1		1/1	1/1																				
*13	JOHNSON Ashleigh		8/12	66.7	1/1	2/2	2/4	3/4	0/1																			
Totals			11/15	73.3	2/2	2/2	3/5	4/5	0/1																			

Timeouts	2
Exclusions with Substitution	0
Exclusions w/Subst after 4 min.	0



Results
Resultados / Résultats

CHN 4 - 12 USA
(1:4, 0:3, 2:3, 1:2)

Referees: KORYZNA Radoslaw Piotr (POL)
GOMEZ Filippo (ITA)

TWPC Delegates: FARID Moheieldin
PAPAZIAN Richard

Period	CHN - China													USA - United States														
	Possession		EX	Goals (G) / Misses (M)					Extramén Efficiency			CT	Possession		EX	Goals (G) / Misses (M)					Extramén Efficiency			CT				
	#	Time		X	AA	FT	5mF	PS	G	ATT	%		#	Time		X	AA	FT	5mF	PS	G	ATT	%					
Quarter 1	10	3:52		1	1	3	1	1		1	2	50.0	1	11	4:08		0	1	3	2		1			0	1	0.0	
Quarter 2	10	4:15		0	2	3			4		0	2	0.0	1	10	3:45		1	2	3					1	1	100.0	1
Quarter 3	9	4:19		1				1	3	1	1	100.0		10	3:41			3	1		1							
Quarter 4	10	4:01		0	1	2		1	3				1	10	3:59		1		1	1			1		1	1	100.0	
Totals	39	16:27		2	4	8	2	1	11	1	2	5	40.0	3	41	15:33		2	1	9	7	1	1	1	2	3	66.7	1

Match CHN - USA																
Possession		EX	2EX	Goals (G) / Misses (M)					Extramén Efficiency			CT				
#	Time			X	AA	FT	5mF	PS	G	ATT	%					
80	32:00			4	5	9	15		3	2	12	1	4	8	50.0	4

Legend:												
#	Number of possessions	%	Efficiency	*	Starting line-up	20C	20 seconds exclusion in the centre forward position					
20F	20 seconds exclusion in the field			2EX	Double Exclusion	5m	5 metre shot					
A	Action shot	AA	All Action shots (A, C and CA)	CA	Counter Attack	AS	Assists					
BL	Blocked shots	C	Centre shot			CT	Corner Throws					
EX	Exclusion (S - with substitution, N - with substitution after 4 min.)	No.	Number	P	Penalty	FT	Free throw					
M	Misses	TF	Turnover Fouls	TWPC	Technical Water Polo Committee	PS	Penalty Shot					
ST	Steals					G	Goals					
						SP	Sprint (Won/Sprints)					
						X	Extra player shot					



Results

Resultados / Résultats

RUS 14 - 7 BRA

(2:4, 2:0, 4:2, 6:1)

Referees: DUTILH-DUMAS Diana (NED)
 TAHARA Tadao (JPN)

TWPC Delegates: PINKER Guy Don
 SOSTAR Aleksandar

Period	RUS - Russia													BRA - Brazil																				
	Possession		EX	Goals (G) / Misses (M)										Extramen Efficiency			CT	Possession		EX	Goals (G) / Misses (M)										Extramen Efficiency			CT
	#	Time		X	AA	FT	5mF	PS	G	M	G	M	G	M	G	ATT		%	#		Time	X	AA	FT	5mF	PS	G	M	G	M	G	M	G	
Quarter 1	10	3:08		0	1	1	1					1	1	0	1	0.0		10	4:52		1	1	1	3	1	1	2			1	2	50.0		
Quarter 2	8	3:20		0	1	2	4					1		0	1	0.0		7	4:40		0	1					2			0	1	0.0	1	
Quarter 3	9	3:44		1	2	2	2					1	1	1	2	50.0		9	4:16		2			3						2	2	100.0		
Quarter 4	10	3:53		1	1	3	1					1		1	2	50.0		11	4:07	1	0	1			1	2				0	1	0.0		
Totals	37	14:05		2	5	8	8					2	3	2	2	6	33.3		37	17:55	1	3	3	1	6	2	2	1	4	3	6	50.0	1	

Match RUS - BRA																
Possession		EX	2EX	Goals (G) / Misses (M)										Extramen Efficiency		CT
#	Time			X	AA	FT	5mF	PS	G	M	G	M	G	ATT	%	
74	32:00	1		5	8	9	14	2	2	3	7	2	5	12	41.7	1

Legend:									
#	Number of possessions	%	Efficiency	*	Starting line-up	20C	20 seconds exclusion in the centre forward position		
20F	20 seconds exclusion in the field			2EX	Double Exclusion	5m	5 metre shot	5mF	5m shot in the field
A	Action shot	AA	All Action shots (A, C and CA)	CA	Counter Attack	AS	Assists	ATT	Attempts
BL	Blocked shots	C	Centre shot			CT	Corner Throws		
EX	Exclusion (S - with substitution, N - with substitution after 4 min.)	No.	Number	P	Penalty	FT	Free throw	G	Goals
M	Misses	TF	Turnover Fouls	TWPC	Technical Water Polo Committee	PS	Penalty Shot	SP	Sprint (Won/Sprints)
ST	Steals					X	Extra player shot		



Results
 Resultados / Résultats

ESP 11 - 10 HUN
 (2:2, 4:4, 4:1, 1:3)

Referees: DESLIERES Marie-Claude (CAN)
 PUTNIKOVIC Vojin (SRB)

TWPC Delegates: BALFANBAYEV Alan
 FIROIU Niculae

ESP - Spain (White)

Cap No.	Name	Estimated Time Played	Goals/Shots								AS	TF	ST	BL	SP	Personal Fouls					
			Total	%	A	C	X	5m	PS	CA						20C	20F	2EX	P	EX	
*1	ESTER RAMOS Laura	32:00																			
2	BACH PASCUAL Marta	21:04	0/2	0.0			0/1	0/1			1						1	1	1	1	S
*3	ESPAR LLAQUET Anna	28:20	2/3	66.7				2/3			1	1	1					2			
4	ORTIZ MUNOZ Beatriz	20:19	2/4	50.0	0/1			2/3			2						1	1	1		
*5	ORTIZ REYES Matilde	6:21	0/1	0.0	0/1												2			1	S
6	LEITON ARRONES Paula	9:42															1				
7	ESPAR LLAQUET Clara	5:49															1				
*8	PENA CARRASCO Maria del Pilar	19:04	0/1	0.0			0/1				1			1				2			
9	FORCA ARIZA Judith	13:19	2/4	50.0	1/2			1/2				3					1				
*10	TARRAGO AYMERICH Roser	22:51	2/7	28.6	0/2			0/3	2/2		1	1		3/4					1		
*11	GARCIA GODOY Maica	21:34	2/2	100.0		1/1	1/1				2	1					1				
*12	LOPEZ VENTOSA Laura	23:37	1/3	33.3			0/1	1/2					1					1		1	
13	HERRERA FERNANDEZ Patricia																				
Totals			11/27	40.7	1/6	1/1	3/7	4/11	2/2		2	10	4	2	3/4		8	7	2	4	2
Cap No.	Goalkeepers	Saves/Shots																			
		Total	%	A	C	X	5m	PS	CA												
*1	ESTER RAMOS Laura	8/18	44.4	3/5	0/1	3/6	2/2	0/4													
13	HERRERA FERNANDEZ Patricia																				
Totals		8/18	44.4	3/5	0/1	3/6	2/2	0/4													
											Timeouts				4						
											Exclusions with Substitution				2						
											Exclusions w/Subst after 4 min.				0						

HUN - Hungary (Blue)

Cap No.	Name	Estimated Time Played	Goals/Shots								AS	TF	ST	BL	SP	Personal Fouls					
			Total	%	A	C	X	5m	PS	CA						20C	20F	2EX	P	EX	
*1	GANGL Edina	32:00											1								
2	CZIGANY Dora	24:01	0/3	0.0	0/2			0/1			1		1	2	0/1			2			
*3	ANTAL Dora	21:16	0/2	0.0	0/2							1									
*4	KISTELEKI Hanna	25:51	1/4	25.0	1/2		0/1	0/1				2		2							
*5	SZUCS Gabriella	18:48	1/2	50.0		1/1	0/1					1	1				1				
6	TAKACS Orsolya	6:05	0/1	0.0			0/1							1			3				S
7	ILLES Anna	20:05											3	1				2			
*8	KESZTHELYI Rita	30:55	2/7	28.6			1/2	0/4	1/1			3		1	1/3			2	1		
9	TOTH Ildiko	7:56										1						1			
*10	BUJKA Barbara	23:20	5/6	83.3	1/1	0/1	1/1		3/3			4						1	1	1	
11	CSABAI Dora	10:30	1/1	100.0			1/1											1		2	S
*12	GARDA Krisztina	3:13																2			
13	KASO Orsolya																				
Totals			10/26	38.5	2/7	1/2	3/7	0/6	4/4		1	13	6	7	1/4		8	8	2	2	2
Cap No.	Goalkeepers	Saves/Shots																			
		Total	%	A	C	X	5m	PS	CA												
*1	GANGL Edina	5/16	31.3	1/2	0/1	0/3	4/8	0/2													
13	KASO Orsolya																				
Totals		5/16	31.3	1/2	0/1	0/3	4/8	0/2													
											Timeouts				4						
											Exclusions with Substitution				2						
											Exclusions w/Subst after 4 min.				0						



Results

Resultados / Résultats

ESP 11 - 10 HUN

(2:2, 4:4, 4:1, 1:3)

Referees: DESLIERES Marie-Claude (CAN)
 PUTNIKOVIC Vojin (SRB)

TWPC Delegates: BALFANBAYEV Alan
 FIROIU Niculae

Period	ESP - Spain													HUN - Hungary																
	Possession		EX	Goals (G) / Misses (M)					Extramen Efficiency			CT	Possession		EX	Goals (G) / Misses (M)					Extramen Efficiency			CT						
	#	Time		G	M	G	M	FT	5mF	PS	G		ATT	%		#	Time	G	M	G	M	FT	5mF		PS	G	ATT	%		
Quarter 1	8	4:29		1	2	1	1			2		1	2	50.0		8	3:31		0	1	1	1			1	1		0	1	0.0
Quarter 2	10	4:12	1	1			1	1		1	2	1	1	100.0		10	3:48		2		1	2		1	1	1	2	2	100.0	
Quarter 3	8	4:03		1	1		1			2		1	2	50.0		9	3:57	1	0	2		1		2		1			1	
Quarter 4	8	4:42	1	0	1	1	2			3			0	1	0.0		8	3:18	1	1	1	1	2			1	1	1	50.0	
Totals	34	17:26	2	3	4	2	5	1		3	7	2	3	6	50.0		35	14:34	2	3	4	3	6		3	3	4	3	5	60.0

Match ESP - HUN																
Possession		EX	2EX	Goals (G) / Misses (M)					Extramen Efficiency			CT				
#	Time			X	AA	FT	5mF	PS	G	ATT	%					
69	32:00	4	4	6	8	5	11	1	3	3	10	6	6	11	54.5	1

Legend:										
#	Number of possessions	%	Efficiency	*	Starting line-up	20C	20 seconds exclusion in the centre forward position			
20F	20 seconds exclusion in the field			2EX	Double Exclusion	5m	5 metre shot		5mF	5m shot in the field
A	Action shot	AA	All Action shots (A, C and CA)		AS	Assists		ATT	Attempts	
BL	Blocked shots	C	Centre shot		CA	Counter Attack		CT	Corner Throws	
EX	Exclusion (S - with substitution, N - with substitution after 4 min.)				FT	Free throw		G	Goals	
M	Misses	No.	Number		P	Penalty		PS	Penalty Shot	
ST	Steals	TF	Turnover Fouls		TWPC	Technical Water Polo Committee		SP	Sprint (Won/Sprints)	
								X	Extra player shot	



Results

Resultados / Résultats

CHN 8 - 12 ESP

(2:3, 4:4, 1:2, 1:3)

Referees: MARGETA Boris (SLO)
 MOLLER German (ARG)

TWPC Delegates: BALFANBAYEV Alan
 RACINE Jacques

CHN - China (White)

Cap No.	Name	Estimated Time Played	Goals/Shots							AS	TF	ST	BL	SP	Personal Fouls						
			Total	%	A	C	X	5m	PS						CA	20C	20F	2EX	P	EX	
*1	YANG Jun	30:35	0/1	0.0				0/1				1									
*2	MA Huanhuan	23:19	2/5	40.0				1/3	1/2			2						1			
*3	MEI Xiaohan	5:48											1					2		1 S	
*4	XIONG Dunhan	13:37	0/1	0.0	0/1																
*5	NIU Guannan	25:51	1/1	100.0					1/1					1/4			1				
6	SUN Yating	18:20										5									
7	SONG Donglun	13:19	0/1	0.0					0/1			1					1		1		
*8	ZHANG Cong	31:43	3/8	37.5		1/1		2/4	0/3			4									
*9	ZHAO Zihan	27:41	1/5	20.0	1/3			0/1		0/1		1	3				1				
10	ZHANG Weiwei	5:22	0/2	0.0					0/2												
11	WANG Xinyan	20:10											1					2			
12	ZHANG Jing	6:50	1/2	50.0				1/1	0/1			2									
13	PENG Lin	1:25																			
Totals			8/26	30.8	1/4	1/1	4/9	2/11	0/1			1	15	4	1	1/4		7	1	2	1
Cap No.	Goalkeepers	Saves/Shots							Timeouts		Exclusions with Substitution		Exclusions w/Subst after 4 min.								
Total	%	A	C	X	5m	PS	CA														
*1	YANG Jun	9/21	42.9	3/5	1/4	0/3	4/5	0/2	1/2				3	1	0						
13	PENG Lin																				
Totals		9/21	42.9	3/5	1/4	0/3	4/5	0/2	1/2												

ESP - Spain (Blue)

Cap No.	Name	Estimated Time Played	Goals/Shots							AS	TF	ST	BL	SP	Personal Fouls						
			Total	%	A	C	X	5m	PS						CA	20C	20F	2EX	P	EX	
*1	ESTER RAMOS Laura	32:00									1										
2	BACH PASCUAL Marta	7:24															2	1		S	
*3	ESPAR LLAQUET Anna	29:38	0/2	0.0				0/2			3	2	2	1							
4	ORTIZ MUNOZ Beatriz	22:04	1/2	50.0	1/1			0/1				1	1				1				
*5	ORTIZ REYES Matilde	12:42	0/1	0.0				0/1				1					1	1			
6	LEITON ARRONES Paula	14:59										2	1	1							
7	ESPAR LLAQUET Clara	8:53	0/1	0.0	0/1												1	1	1	S	
*8	PENA CARRASCO Maria del Pilar	20:59	0/2	0.0	0/1	0/1						2	2					1			
9	FORCA ARIZA Judith	12:00	2/7	28.6	0/3			1/1	0/1	1/2		1									
*10	TARRAGO AYMERICH Roser	22:06	2/4	50.0	0/1				0/1	2/2		1						1			
*11	GARCIA GODOY Maica	17:32	3/4	75.0		3/3	0/1						1								
*12	LOPEZ VENTOSA Laura	23:43	4/7	57.1	1/1			2/2	1/4			1	1	1							
13	HERRERA FERNANDEZ Patricia																				
Totals			12/30	40.0	2/8	3/4	3/5	1/9	2/2	1/2		6	12	7	2	3/4		5	5	1	2
Cap No.	Goalkeepers	Saves/Shots							Timeouts		Exclusions with Substitution		Exclusions w/Subst after 4 min.								
Total	%	A	C	X	5m	PS	CA														
*1	ESTER RAMOS Laura	9/17	52.9	2/3	0/1	1/5	5/7	1/1					3	2	0						
13	HERRERA FERNANDEZ Patricia																				
Totals		9/17	52.9	2/3	0/1	1/5	5/7	1/1													



Results
Resultados / Résultats

CHN 8 - 12 ESP
(2:3, 4:4, 1:2, 1:3)

Referees: MARGETA Boris (SLO)
MOLLER German (ARG)

TWPC Delegates: BALFANBAYEV Alan
RACINE Jacques

Period	CHN - China													ESP - Spain																			
	Possession		EX	Goals (G) / Misses (M)										Extramén Efficiency	CT	Possession		EX	Goals (G) / Misses (M)										Extramén Efficiency	CT			
	#	Time		X		AA		FT		5mF		PS				G	ATT		%	#	Time	X		AA		FT		5mF			PS		G
			G	M	G	M	G	M	G	M	G	M	G	M	G			M				G	M	G	M	G	M	G	M	G	M	G	
Quarter 1	9	3:25		2	1		1					2		3	66.7		9	4:35		2	2	1	1				2		3	66.7			
Quarter 2	10	4:15		0	2	2	1			2	1	1	0	1	0.0	1	10	3:45		1		1	1		1	1	2	1	1	1	100.0		
Quarter 3	11	3:33		1							2		1	1	100.0		11	4:27				1	5			2	1				1		
Quarter 4	7	3:37		1	1	2		1		1		3		1	2	50.0	1	8	4:23	2			3	1		1					1		
Totals	37	14:50	1	4	5	2	3		1	2	8		1	4	7	57.1	2	38	17:10	2	3	2	6	8		2	1	6	2	3	4	75.0	2

Match CHN - ESP																	
Possession		EX	2EX	Goals (G) / Misses (M)										Extramén Efficiency	CT		
#	Time			X		AA		FT		5mF		PS				G	ATT
		G	M	G	M	G	M	G	M	G	M	G	ATT	%			
75	32:00	3		7	7	8	11		3	3	14	2	1	7	11	63.6	4

Legend:										
#	Number of possessions	%	Efficiency	*	Starting line-up	20C	20 seconds exclusion in the centre forward position			
20F	20 seconds exclusion in the field			2EX	Double Exclusion	5m	5 metre shot		5mF	5m shot in the field
A	Action shot	AA	All Action shots (A, C and CA)		AS	Assists		ATT	Attempts	
BL	Blocked shots	C	Centre shot		CA	Counter Attack		CT	Corner Throws	
EX	Exclusion (S - with substitution, N - with substitution after 4 min.)			P	Penalty	FT	Free throw		G	Goals
M	Misses	No.	Number		PS	Penalty Shot		SP	Sprint (Won/Sprints)	
ST	Steals	TF	Turnover Fouls		TWPC	Technical Water Polo Committee		X	Extra player shot	



Results

Resultados / Résultats

RUS 5 - 10 ITA

(2:3, 1:2, 1:3, 1:2)

Referees: PEILA Joe (USA)
 ALEXANDRESCU Adrian (ROU)

TWPC Delegates: KURODA Ken
 SHAW Bill

RUS - Russia (White)

Cap No.	Name	Estimated Time Played	Goals/Shots							AS	TF	ST	BL	SP	Personal Fouls					
			Total	%	A	C	X	5m	PS						CA	20C	20F	2EX	P	EX
*1	USTYUKHINA Anna	32:00																		
2	GLYZINA Nadezhda	17:41	1/2	50.0	1/2															
*3	PROKOFYEVA Ekaterina	25:51	0/4	0.0				0/4						0/1						
*4	KARIMOVA Elvina	19:06	0/4	0.0	0/4									1/1						2
5	BORISOVA Maria	6:46	0/1	0.0				0/1												
6	GORBUNOVA Olga	8:36	0/2	0.0	0/1			0/1												1
*7	LISUNOVA Ekaterina	26:44	1/5	20.0	1/4			0/1						2/2						1
*8	SIMANOVICH Anastasia	13:45	0/1	0.0				0/1												
9	TIMOFEEVA Anna	16:18	0/1	0.0	0/1															1
*10	SOBOLEVA Evgeniia	17:27	0/4	0.0	0/4															1 1
*11	IVANOVA Evgeniya	27:13	1/5	20.0				0/1 1/2	0/2											
12	GRINEVA Anna	12:33	2/2	100.0				1/1 1/1												1 1
13	KARNAUKH Anna																			
Totals			5/31	16.1	2/16	1/3	2/3	0/9						3/4						5 3 1
Cap No.	Goalkeepers	Estimated Time Played	Saves/Shots							AS	TF	ST	BL	SP	Personal Fouls					
			Total	%	A	C	X	5m	PS						CA	20C	20F	2EX	P	EX
*1	USTYUKHINA Anna		4/14	28.6	1/2			0/4	2/7	1/1										
13	KARNAUKH Anna																			
Totals			4/14	28.6	1/2			0/4	2/7	1/1										

Timeouts	4
Exclusions with Substitution	0
Exclusions w/Subst after 4 min.	0

ITA - Italy (Blue)

Cap No.	Name	Estimated Time Played	Goals/Shots							AS	TF	ST	BL	SP	Personal Fouls					
			Total	%	A	C	X	5m	PS						CA	20C	20F	2EX	P	EX
*1	GORLERO Giulia	29:19																		
2	TABANI Chiara	11:49																		1
*3	GARIBOTTI Arianna	20:54	2/3	66.7				2/2 0/1												1
4	QUEIROLO Elisa	18:00	2/3	66.7				2/3												1
*5	RADICCHI Federica	15:39	0/1	0.0				0/1												1
6	AIELLO Rosaria	19:50																		
*7	di MARIO Tania	19:14	0/3	0.0	0/1			0/1	0/1					1/4						1
*8	BIANCONI Roberta	16:56	3/4	75.0	0/1			1/1 2/2												
*9	EMMOLO Giulia	21:59	2/3	66.7				1/1 1/2												1
10	POMERI Francesca	11:30																		
11	COTTI Aleksandra	18:27	1/2	50.0	1/1			0/1												
*12	FRASSINETTI Teresa	17:42	0/2	0.0	0/1			0/1												
13	TEANI Laura	2:41																		
Totals			10/21	47.6	1/4			4/6 5/10	0/1					1/4						4 2
Cap No.	Goalkeepers	Estimated Time Played	Saves/Shots							AS	TF	ST	BL	SP	Personal Fouls					
			Total	%	A	C	X	5m	PS						CA	20C	20F	2EX	P	EX
*1	GORLERO Giulia		12/16	75.0	8/10	1/2	0/1	3/3												
13	TEANI Laura		0/1	0.0				0/1												
Totals			12/17	70.6	8/10	1/2	0/2	3/3												

Timeouts	3
Exclusions with Substitution	0
Exclusions w/Subst after 4 min.	0



Results

Resultados / Résultats

RUS 5 - 10 ITA

(2:3, 1:2, 1:3, 1:2)

Referees: PEILA Joe (USA)
 ALEXANDRESCU Adrian (ROU)

TWPC Delegates: KURODA Ken
 SHAW Bill

Period	RUS - Russia													ITA - Italy																
	Possession		EX	Goals (G) / Misses (M)										Extramen Efficiency	CT	Possession		EX	Goals (G) / Misses (M)										Extramen Efficiency	CT
				X	AA	FT	5mF	PS	G	M	G	M	G						M	G	M	G	M	G	M	G	M	G		
	#	Time	G	M	G	M	G	M	G	M	G	M	G	ATT	%	#	Time	G	M	G	M	G	M	G	M	G	M	G	ATT	%
Quarter 1	11	4:05			2	3					3					10	3:55	1						2	2	1	1	1	100.0	
Quarter 2	8	4:34		1		5					1		1	100.0	1	9	3:25	2			2			2	2	2	2	100.0		
Quarter 3	10	3:35		0	1	1	4		1	1			0	1	0.0	1	8	4:25	1		1	1		1			1	1	100.0	
Quarter 4	10	3:24		1		4				3			1	1	100.0	1	10	4:36	0	2				2	1		0	2	0.0	
Totals	39	15:38		2	1	3	16		1	8			2	3	66.7	3	37	16:21	4	2	1	3		5	5	1	4	6	66.7	

Match RUS - ITA																	
Possession		EX	2EX	Goals (G) / Misses (M)										Extramen Efficiency	CT		
				X	AA	FT	5mF	PS	G	M	G	M	G			M	G
#	Time			G	M	G	M	G	M	G	M	G	M	G	ATT	%	
76	32:00			6	3	4	19		1	5	13		1	6	9	66.7	3

Legend:									
#	Number of possessions	%	Efficiency	*	Starting line-up	20C	20 seconds exclusion in the centre forward position		
20F	20 seconds exclusion in the field			2EX	Double Exclusion	5m	5 metre shot	5mF	5m shot in the field
A	Action shot	AA	All Action shots (A, C and CA)	CA	Counter Attack	AS	Assists	ATT	Attempts
BL	Blocked shots	C	Centre shot			CT	Corner Throws		
EX	Exclusion (S - with substitution, N - with substitution after 4 min.)	No.	Number	P	Penalty	FT	Free throw	G	Goals
M	Misses	TF	Turnover Fouls	TWPC	Technical Water Polo Committee	PS	Penalty Shot	SP	Sprint (Won/Sprints)
ST	Steals					X	Extra player shot		



Results

Resultados / Résultats

HUN 6 - 11 USA

(2:2, 1:5, 1:1, 2:3)

Referees: DESLIERES Marie-Claude (CAN)
 DUTILH-DUMAS Diana (NED)

TWPC Delegates: FIROIU Niculae
 SOSTAR Aleksandar

HUN - Hungary (White)

Cap No.	Name	Estimated Time Played	Goals/Shots							AS	TF	ST	BL	SP	Personal Fouls				
			Total	%	A	C	X	5m	PS						CA	20C	20F	2EX	P
1	GANGL Edina																		
2	CZIGANY Dora	19:49	1/2	50.0	1/2					2		1							
*3	ANTAL Dora	21:06	1/6	16.7	0/3	1/2		0/1		1		1							
*4	KISTELEKI Hanna	20:48	0/4	0.0	0/1			0/3					0/1				1		
*5	SZUCS Gabriella	23:06	2/3	66.7	2/2			0/1											
6	TAKACS Orsolya	16:03	0/3	0.0				0/3			1	1					2		
*7	ILLES Anna	20:29	0/2	0.0	0/1		0/1			1			1	0/1					
8	KESZTHELYI Rita	21:02	1/5	20.0		0/1		0/3	1/1	1				0/2			2		
9	TOTH Ildiko	16:34	0/2	0.0		0/2				3							1		
*10	BUJKA Barbara	16:31	1/1	100.0		1/1				4			1/1				2		
11	CSABAI Dora	8:40	0/1	0.0		0/1											1		
*12	GARDA Krisztina	7:52								2									1
*13	KASO Orsolya	32:00								1									
Totals			6/29	20.7	3/9	2/7	0/1	0/11	1/1	3	15	3	1	0/4			3	6	1
Cap No.	Goalkeepers	Saves/Shots							Timeouts		Exclusions with Substitution		Exclusions w/Subst after 4 min.						
Total	%	A	C	X	5m	PS	CA												
1	GANGL Edina													3					
*13	KASO Orsolya	9/20	45.0	6/7	0/3	1/4	2/5	0/1						0					
Totals		9/20	45.0	6/7	0/3	1/4	2/5	0/1						0					

USA - United States (Blue)

Cap No.	Name	Estimated Time Played	Goals/Shots							AS	TF	ST	BL	SP	Personal Fouls				
			Total	%	A	C	X	5m	PS						CA	20C	20F	2EX	P
1	HILL Sami																		
2	MUSSELMAN Madeline	22:09	3/7	42.9	0/4	1/1	1/1		1/1								1		
*3	SEIDEMANN Melissa	19:02	0/3	0.0		0/1		0/2		1	1								
*4	FATTAL Rachel	22:53	0/3	0.0	0/2			0/1				1		3/3					
5	CLARK KK	14:05																	
*6	STEFFENS Maggie	18:23	4/6	66.7		1/1	2/3	1/2		1	2			1/1		1			
*7	MATHEWSON Courtney	11:36	2/3	66.7	1/1			1/2											
*8	NEUSHUL Kiley	22:53	1/3	33.3	0/2	1/1						1	1						
9	FISCHER Aria	14:52	0/1	0.0	0/1														
10	GILCHRIST Kaleigh	22:52	1/2	50.0				1/2		1	1		1				1		
11	FISCHER Makenzie	11:48	0/3	0.0	0/1		0/1	0/1									1		
*12	CRAIG Kami	11:27								1	1								
*13	JOHNSON Ashleigh	32:00	0/1	0.0				0/1					2						
Totals			11/32	34.4	1/11	3/4	3/5	3/11	1/1	4	7	4	2	4/4			3	1	
Cap No.	Goalkeepers	Saves/Shots							Timeouts		Exclusions with Substitution		Exclusions w/Subst after 4 min.						
Total	%	A	C	X	5m	PS	CA												
1	HILL Sami													3					
*13	JOHNSON Ashleigh	9/15	60.0	2/5	3/5	4/4	0/1							0					
Totals		9/15	60.0	2/5	3/5	4/4	0/1							0					



Results

Resultados / Résultats

HUN 6 - 11 USA

(2:2, 1:5, 1:1, 2:3)

Referees: DESLIERES Marie-Claude (CAN)
 DUTILH-DUMAS Diana (NED)

TWPC Delegates: FIROIU Niculae
 SOSTAR Aleksandar

Period	HUN - Hungary														USA - United States																							
	Possession		EX	Goals (G) / Misses (M)										Extramén Efficiency			CT	Possession		EX	Goals (G) / Misses (M)										Extramén Efficiency			CT				
	#	Time		X	AA		FT		5mF		PS		G	ATT	%	#		Time	X		AA		FT		5mF		PS		G	ATT	%							
			G		M	G	M	G	M	G	M	G					M			G	M	G	M	G	M	G	M											
Quarter 1	11	4:35			2	4		1		1					1	11	3:25			1	5			1	2													
Quarter 2	8	4:04	0	1	1	2						3			0	1	0.0			2		2	1			1	3						2	2	100.0	1		
Quarter 3	8	3:49			1	2					5				1	8	4:11			1	2									1	3	33.3			1			
Quarter 4	10	3:13			2	3		1							1	8	4:47					1	2			1	3	1							1			
Totals	37	15:41	0	1	6	11	2	9	0	1	0.0	4	36	16:19	3	2	4	11	3	2	4	11	3	8	1	3	5	60.0	3	5	60.0	3	5	60.0	3			

Match HUN - USA																		
Possession		EX	2EX	Goals (G) / Misses (M)										Extramén Efficiency			CT	
#	Time			X	AA		FT		5mF		PS		G	ATT	%	G		ATT
		G	M		G	M	G	M	G	M	G	M					G	
73	32:00			3	3	10	22		2	3	17	1		3	6	50.0		7

Legend:														
#	Number of possessions	%	Efficiency	*	Starting line-up	20C	20 seconds exclusion in the centre forward position							
20F	20 seconds exclusion in the field			2EX	Double Exclusion	5m	5 metre shot							
A	Action shot	AA	All Action shots (A, C and CA)	CA	Counter Attack	AS	Assists							
BL	Blocked shots	C	Centre shot	CT	Corner Throws	FT	Free throw							
EX	Exclusion (S - with substitution, N - with substitution after 4 min.)	No.	Number	P	Penalty	PS	Penalty Shot							
M	Misses	TF	Turnover Fouls	TWPC	Technical Water Polo Committee	G	Goals							
ST	Steals					SP	Sprint (Won/Sprints)							
						X	Extra player shot							



Results

Resultados / Résultats

AUS 10 - 3 BRA

(1:1, 3:1, 3:0, 3:1)

Referees: WILLIS Dion (RSA)
 MERCIER Benjamin (FRA)

TWPC Delegates: FARID Mohieeldin
 INOUE Takeshi

AUS - Australia (White)

Cap No.	Name	Estimated Time Played	Goals/Shots								AS	TF	ST	BL	SP	Personal Fouls					
			Total	%	A	C	X	5m	PS	CA						20C	20F	2EX	P	EX	
*1	YANITSAS Lea	32:00										1	1								
*2	BEADSWORTH Gemma	18:13	1/2	50.0		1/1	0/1				1	3					1				
*3	BUCKLING Hannah	19:37	1/1	100.0			1/1					1	1								
4	LINCOLN-SMITH Holly	13:47	1/2	50.0		1/2						4						1			
5	GOFERS Keesja	14:57	2/3	66.7	1/1		1/1			0/1	1		3	1/2							
6	KNOX Bronwen	18:47	1/2	50.0	1/1			0/1				1	1	1							
*7	WEBSTER Rowie	25:32	2/6	33.3	1/3	0/1	0/1			1/1	2			1							
*8	McGHIE Glencora	25:06	1/2	50.0				1/2			2		1				1				
*9	ARANCINI Zoe	23:53	0/1	0.0		0/1						2	1	1	0/1						
*10	SOUTHERN Ash	9:18	1/2	50.0		0/1				1/1			2				1	2		S	
11	BISHOP Isobel	15:34	0/2	0.0	0/2						1	1						2			
12	ZAGAME Nicola	7:16										1			1/1			1		S	
13	WAKEFIELD Kelsey																				
Totals			10/23	43.5	3/7	2/6	2/4	1/3	1/1	1/2	7	14	10	3	2/4		3	6		2	
Cap No.	Goalkeepers		Saves/Shots								Timeouts		Exclusions with Substitution		Exclusions w/Subst after 4 min.						
			Total	%	A	C	X	5m	PS	CA											
*1	YANITSAS Lea		5/8	62.5	1/1	1/1	1/2	2/4													
13	WAKEFIELD Kelsey																				
Totals			5/8	62.5	1/1	1/1	1/2	2/4													

BRA - Brazil (Blue)

Cap No.	Name	Estimated Time Played	Goals/Shots								AS	TF	ST	BL	SP	Personal Fouls					
			Total	%	A	C	X	5m	PS	CA						20C	20F	2EX	P	EX	
*1	OLIVEIRA Tess	32:00											3								
*2	ABLA Diana	22:27	1/4	25.0	0/2			1/2			1	1					1				
*3	ZABLITH Marina	30:40	1/3	33.3	0/1	0/1	1/1					1	1	1/3			1				
4	CANETTI Marina	11:23										1									
5	BARRONCAS Lucianne	12:35										1		1/1		1	1				
*6	CHIAPPINI Izabella	31:47	1/6	16.7	0/1			1/5				4							1		
*7	OLIVEIRA Amanda	16:16	0/5	0.0	0/1			0/4				1	2				1				
8	CARVALHO Luiza	4:27																			
*9	PEDROSA Camila	17:19										1	1								
*10	BAHIA Viviane	17:26															1				
11	DUARTE Mariana	16:00	0/3	0.0			0/2	0/1					1					2			
12	MANTELLATO Gabriela	11:40										3						1			
13	CHAMORRO Victoria																				
Totals			3/21	14.3	0/5	0/1	1/3	2/12			1	18	8	2/4		3	6		1		
Cap No.	Goalkeepers		Saves/Shots								Timeouts		Exclusions with Substitution		Exclusions w/Subst after 4 min.						
			Total	%	A	C	X	5m	PS	CA											
*1	OLIVEIRA Tess		7/17	41.2	3/6	2/4	2/4	0/1	0/1	0/1											
13	CHAMORRO Victoria																				
Totals			7/17	41.2	3/6	2/4	2/4	0/1	0/1	0/1											



Results
Resultados / Résultats

AUS 11 - 13 HUN
(3:1, 2:2, 2:3, 1:2) (PSO 3:5)

Referees: BUCH Xevi (ESP)
PUTNIKOVIC Vojin (SRB)

TWPC Delegates: EL ALLAM Farid
SHAW Bill

AUS - Australia (White)

Cap No.	Name	Estimated Time Played	Goals/Shots								AS	TF	ST	BL	SP	Personal Fouls					
			Total	%	A	C	X	5m	PS	CA						20C	20F	2EX	P	EX	
*1	YANITSAS Lea	32:00									1		1								
*2	BEADSWORTH Gemma	16:19	0/2	0.0	0/2							1						2	1		S
3	BUCKLING Hannah																				
4	LINCOLN-SMITH Holly	23:58										3	1					2			
*5	GOFERS Keesja	15:05										1				0/1		1			
*6	KNOX Bronwen	14:30	1/4	25.0		0/1				1/3		1	1				1			1	
*7	WEBSTER Rowie	26:26	2/4	50.0	1/2					1/2		2					1		1		
*8	McGHIE Glencora	32:00	2/6	33.3	1/3					0/2		1				1/1					
*9	ARANCINI Zoe	18:11	0/3	0.0	0/3							1				0/1					
10	SOUTHERN Ash	20:27	3/3	100.0	1/1					2/2		1	1	1			1				
11	BISHOP Isobel	7:23	0/2	0.0	0/1					0/1											
12	ZAGAME Nicola	17:41	0/2	0.0	0/1					0/1						1/2	1				
13	WAKEFIELD Kelsey																				
Totals			8/26	30.8	3/13	0/1	0/1	4/10		1/1		1	12	3	1	1/4	8	2	1	1	1
Cap No.	Goalkeepers	Saves/Shots																			
Total	%	A	C	X	5m	PS	CA														
*1	YANITSAS Lea	12/20	60.0	6/9	2/5	2/2	2/3	0/1													
13	WAKEFIELD Kelsey																				
Totals		12/20	60.0	6/9	2/5	2/2	2/3	0/1													
												Timeouts		4							
												Exclusions with Substitution		1							
												Exclusions w/Subst after 4 min.		0							

HUN - Hungary (Blue)

Cap No.	Name	Estimated Time Played	Goals/Shots								AS	TF	ST	BL	SP	Personal Fouls						
			Total	%	A	C	X	5m	PS	CA						20C	20F	2EX	P	EX		
*1	GANGL Edina	12:42												3								
2	CZIGANY Dora	22:01	1/3	33.3	1/1					0/2												
*3	ANTAL Dora	17:13	1/4	25.0	1/3					0/1			1									
*4	KISTELEKI Hanna	20:32	0/4	0.0	0/3					0/1					2							
*5	SZUCS Gabriella	22:37	0/1	0.0	0/1						1	1						1				
6	TAKACS Orsolya	16:48	1/2	50.0						1/2					1			2				
7	ILLES Anna	21:15									1	2										
*8	KESZTHELYI Rita	27:54	2/7	28.6	0/1	1/2				0/3	1/1					3/4	1					
9	TOTH Ildiko	9:21	1/1	100.0		1/1						1										
*10	BUJKA Barbara	21:56	2/3	66.7	1/1	1/2						7	2					1	1			
11	CSABAI Dora	3:55																				
*12	GARDA Krisztina	8:28	0/2	0.0	0/1					0/1												
13	KASO Orsolya	19:18													2							
Totals			8/27	29.6	3/11	3/5	0/2	1/8	1/1			2	12	8	3	3/4	2	3	1			
Cap No.	Goalkeepers	Saves/Shots																				
Total	%	A	C	X	5m	PS	CA															
*1	GANGL Edina	1/6	16.7	1/3				0/2	0/1													
13	KASO Orsolya	6/9	66.7	3/4	1/1			2/4														
Totals		7/15	46.7	4/7	1/1			2/6	0/1													
												Timeouts		3								
												Exclusions with Substitution		0								
												Exclusions w/Subst after 4 min.		0								



Results
Resultados / Résultats

AUS 11 - 13 HUN
(3:1, 2:2, 2:3, 1:2) (PSO 3:5)

Referees: BUCH Xevi (ESP)
PUTNIKOVIC Vojin (SRB)

TWPC Delegates: EL ALLAM Farid
SHAW Bill

Penalty Shoot Out

Team **AUS - Australia**
Goalkeeper YANITSAS Lea

Team **HUN - Hungary**
Goalkeeper KASO Orsolya

Cap No.	Player	Goals	Total
7	WEBSTER Rowie	Goal	1 - 1
10	SOUTHERN Ash	Goal	2 - 2
6	KNOX Bronwen	Post	2 - 3
5	GOFERS Keesja	Goal	3 - 4

Cap No.	Player	Goals	Total
10	BUJKA Barbara	Goal	0 - 1
4	KISTELEKI Hanna	Goal	1 - 2
8	KESZTHELYI Rita	Goal	2 - 3
2	CZIGANY Dora	Goal	2 - 4
3	ANTAL Dora	Goal	3 - 5

Period	AUS - Australia													HUN - Hungary																					
	Possession		EX	Goals (G) / Misses (M)										Extram Efficiency	CT	Possession		EX	Goals (G) / Misses (M)										Extram Efficiency	CT					
	#	Time		X	AA	FT	5mF	PS	G	M	G	M	G			M	G		M	G	M	G	M	G	M	G	M	G			M	G	M	G	M
Quarter 1	9	3:53				2	5			1	1						9	4:07			0	1		3	1			1				0	1	0.0	2
Quarter 2	9	3:32				1	1			1	1						10	4:28					2	4		1									
Quarter 3	10	4:14	1			1	3			1	3					1	9	3:46			0	1	2	1			1	2			0	1	0.0		
Quarter 4	8	3:48			0	1	2			1	1			0	1	0.0		9	4:12				2	2		2		1							
PSO															3	1																			
Totals	36	15:27	1	0	1	4	11			4	6	3	1	0	1	0.0	1	37	16:33			0	2	6	10		4	1	3	6		0	2	0.0	2

Match AUS - HUN																	
Possession		EX	2EX	Goals (G) / Misses (M)										Extram Efficiency	CT		
#	Time			X	AA	FT	5mF	PS	G	M	G	M	G			M	G
73	32:00	1	2	0	3	10	21		4	5	9	9	1	0	3	0.0	3

Legend:									
#	Number of possessions	%	Efficiency	*	Starting line-up	20C	20 seconds exclusion in the centre forward position		
20F	20 seconds exclusion in the field			2EX	Double Exclusion	5m	5 metre shot	5mF	5m shot in the field
A	Action shot	AA	All Action shots (A, C and CA)			AS	Assists	ATT	Attempts
BL	Blocked shots	C	Centre shot	CA	Counter Attack	CT	Corner Throws		
EX	Exclusion (S - with substitution, N - with substitution after 4 min.)					FT	Free throw	G	Goals
M	Misses	No.	Number	P	Penalty	PS	Penalty Shot	PSO	Penalty Shoot Out
SP	Sprint (Won/Sprints)	ST	Steals	TF	Turnover Fouls	TWPC	Technical Water Polo Committee		
X	Extra player shot								



Results

Resultados / Résultats

RUS 12 - 10 ESP

(2:3, 3:2, 5:3, 2:2)

Referees: DESLIERES Marie-Claude (CAN)
 PERIS Nenad (CRO)

TWPC Delegates: FARID Moheieldin
 PAPA ZIAN Richard

RUS - Russia (White)

Cap No.	Name	Estimated Time Played	Goals/Shots							AS	TF	ST	BL	SP	Personal Fouls						
			Total	%	A	C	X	5m	PS						CA	20C	20F	2EX	P	EX	
1	USTYUKHINA Anna																				
*2	GLYZINA Nadezhda	26:45	4/5	80.0	1/1	1/1	0/1		1/1	1/1	2	2	1								
*3	PROKOFYEVA Ekaterina	25:00	2/6	33.3	0/2			1/3		1/1		2	1	0/2		2					
4	KARIMOVA Elvina	15:12	1/2	50.0	1/2						2										
5	BORISOVA Maria	3:02										1									
*6	GORBUNOVA Olga	19:49	0/1	0.0	0/1						3		1	0/1							
7	LISUNOVA Ekaterina	18:15	0/2	0.0	0/2						2	1		1/1		1					
8	SIMANOVICH Anastasia	12:40	2/3	66.7		1/1	1/1	0/1			2					1					
*9	TIMOFEEVA Anna	19:30	1/2	50.0		1/1					1	2					1		1		
*10	SOBOLEVA Evgeniia	17:17	0/1	0.0				0/1			1	1				1	2			S	
*11	IVANOVA Evgeniya	21:36	1/3	33.3				0/1	1/2		2	1				1					
12	GRINEVA Anna	12:54	1/2	50.0		1/2					2		1			1			1		
*13	KARNAUKH Anna	32:00									1		2								
Totals			12/27	44.4	2/8	4/5	1/3	2/7	1/1	2/2	6	15	10	3	1/4	6	4		2	1	

Cap No.	Goalkeepers	Saves/Shots							
		Total	%	A	C	X	5m	PS	CA
1	USTYUKHINA Anna								
*13	KARNAUKH Anna	8/18	44.4	2/3	1/1	2/5	2/5	1/2	0/2
Totals		8/18	44.4	2/3	1/1	2/5	2/5	1/2	0/2

Timeouts	3
Exclusions with Substitution	1
Exclusions w/Subst after 4 min.	0

ESP - Spain (Blue)

Cap No.	Name	Estimated Time Played	Goals/Shots							AS	TF	ST	BL	SP	Personal Fouls						
			Total	%	A	C	X	5m	PS						CA	20C	20F	2EX	P	EX	
*1	ESTER RAMOS Laura	32:00								1											
2	BACH PASCUAL Marta	10:31	0/1	0.0			0/1					2				2					
*3	ESPAR LLAQUET Anna	30:13	1/4	25.0	0/1			1/3			2	2	3								
4	ORTIZ MUNOZ Beatriz	22:56	0/3	0.0	0/2			0/1			1		1						1		
*5	ORTIZ REYES Matilde	8:54	1/1	100.0						1/1					2						
6	LEITON ARRONES Paula	10:12	2/3	66.7		0/1	2/2				1										
7	ESPAR LLAQUET Clara	1:48																			
*8	PENA CARRASCO Maria del Pilar	16:22	0/1	0.0	0/1						4	1				1					
9	FORCA ARIZA Judith	15:28	0/3	0.0				0/3			2		2			1					
*10	TARRAGO AYMERICH Roser	30:37	3/6	50.0	1/1			1/3	0/1	1/1	1			3/4							
*11	GARCIA GODOY Maica	24:56	0/1	0.0				0/1			1	1	1								
*12	LOPEZ VENTOSA Laura	20:03	3/6	50.0			1/2	1/3	1/1		3	1				1					
13	HERRERA FERNANDEZ Patricia																				
Totals			10/29	34.5	1/5	0/1	3/6	3/13	1/2	2/2	4	15	8	3	3/4	5	2		1		

Cap No.	Goalkeepers	Saves/Shots							
		Total	%	A	C	X	5m	PS	CA
*1	ESTER RAMOS Laura	7/19	36.8	4/6	1/5	1/2	1/3	0/1	0/2
13	HERRERA FERNANDEZ Patricia								
Totals		7/19	36.8	4/6	1/5	1/2	1/3	0/1	0/2

Timeouts	4
Exclusions with Substitution	0
Exclusions w/Subst after 4 min.	0



Results
Resultados / Résultats

RUS 12 - 10 ESP
(2:3, 3:2, 5:3, 2:2)

Referees: DESLIERES Marie-Claude (CAN)
PERIS Nenad (CRO)

TWPC Delegates: FARID Moheieldin
PAPAZIAN Richard

Period	RUS - Russia													ESP - Spain																			
	Possession		EX	Goals (G) / Misses (M)						Extramén Efficiency			CT	Possession		EX	Goals (G) / Misses (M)						Extramén Efficiency			CT							
				X	AA	FT	5mF	PS	G	M	G	ATT					%	X	AA	FT	5mF	PS	G	M	G		ATT	%					
#	Time	G	M	G	M	G	M	G	M	G	M	G	ATT	%	#	Time	G	M	G	M	G	M	G	M	G	M	G	ATT	%				
Quarter 1	12	3:46			2	3				1					11	4:14	1		1	2			1	2		1	1	100.0	1				
Quarter 2	10	3:36		0	1	1	1				1	2	1		0	1	0.0			1	1	1			3		1						
Quarter 3	8	3:53		1	1	4	1							1	2	50.0			1	1			1	1	1		1	2	50.0				
Quarter 4	10	3:47	1			1	3				1	2						1	2	1	1			1		3		1	1	100.0	1		
Totals	40	15:02	1	1	2	8	8				2	5	1		1	3	33.3			3	3	3	5	1	1	2	9	1	1	3	4	75.0	2

Match RUS - ESP																	
Possession		EX	2EX	Goals (G) / Misses (M)						Extramén Efficiency			CT				
#	Time			X	AA	FT	5mF	PS	G	ATT	%						
80	32:00	1		4	5	11	13	1	1	4	14	2	1	4	7	57.1	2

Legend:										
#	Number of possessions	%	Efficiency	*	Starting line-up	20C	20 seconds exclusion in the centre forward position			
20F	20 seconds exclusion in the field			2EX	Double Exclusion	5m	5 metre shot	5mF	5m shot in the field	
A	Action shot	AA	All Action shots (A, C and CA)	CA	Counter Attack	AS	Assists	ATT	Attempts	
BL	Blocked shots	C	Centre shot			CT	Corner Throws			
EX	Exclusion (S - with substitution, N - with substitution after 4 min.)					FT	Free throw	G	Goals	
M	Misses	No.	Number	P	Penalty	PS	Penalty Shot	SP	Sprint (Won/Sprints)	
ST	Steals	TF	Turnover Fouls	TWPC	Technical Water Polo Committee			X	Extra player shot	



Results

Resultados / Résultats

ITA 12 - 7 CHN

(1:1, 3:1, 4:2, 4:3)

Referees: STAVRIDIS Georgios (GRE)
 ALEXANDRESCU Adrian (ROU)

TWPC Delegates: IBERN Manuel
 SOSTAR Aleksandar

ITA - Italy (White)

Cap No.	Name	Estimated Time Played	Goals/Shots							AS	TF	ST	BL	SP	Personal Fouls					
			Total	%	A	C	X	5m	PS						CA	20C	20F	2EX	P	EX
*1	GORLERO Giulia	32:00																		
2	TABANI Chiara	19:07	0/1	0.0				0/1				1	1							
*3	GARIBOTTI Arianna	26:15	2/5	40.0	1/1			1/4					1							
4	QUEIROLO Elisa	18:47	0/3	0.0				0/3				1								
*5	RADICCHI Federica	10:04	1/1	100.0				1/1					2				2			
6	AIELLO Rosaria	13:26	1/3	33.3		1/3					3	1								
*7	di MARIO Tania	21:54	2/8	25.0				1/2	1/5		0/1	1	1		1/4					
*8	BIANCONI Roberta	20:24	3/4	75.0	1/1			1/1	0/1	1/1		2								
*9	EMMOLO Giulia	25:40	2/5	40.0	1/1			0/2	1/2				2	1						
10	POMERI Francesca	6:56										1								
11	COTTI Aleksandra	11:36																		
*12	FRASSINETTI Teresa	17:51	1/1	100.0		1/1						4	1	1						
13	TEANI Laura																			
Totals			12/31	38.7	3/3	2/4	2/5	4/17	1/1	0/1		1	11	7	6	1/4		2		
Cap No.	Goalkeepers	Saves/Shots							Timeouts		Exclusions with Substitution		Exclusions w/Subst after 4 min.							
Total	%	A	C	X	5m	PS	CA													
*1	GORLERO Giulia	14/21	66.7	4/4				9/15	1/2					3						
13	TEANI Laura													0						
Totals		14/21	66.7	4/4				9/15	1/2					0						

CHN - China (Blue)

Cap No.	Name	Estimated Time Played	Goals/Shots							AS	TF	ST	BL	SP	Personal Fouls					
			Total	%	A	C	X	5m	PS						CA	20C	20F	2EX	P	EX
*1	YANG Jun	32:00								1		1							1	
*2	MA Huanhuan	26:37	2/5	40.0				2/5		1			1				1			
*3	MEI Xiaohan	11:38	0/2	0.0	0/1			0/1			1					2	1		S	
4	XIONG Dunhan	4:52									2									
*5	NIU Guannan	26:41	0/7	0.0	0/3			0/4			1	1		3/4						
*6	SUN Yating	26:17									2									
7	SONG Donglun	15:42	0/1	0.0				0/1					1				1			
*8	ZHANG Cong	28:06	3/5	60.0	0/1			2/3		1/1		1								
*9	ZHAO Zihan	30:22	2/10	20.0	0/3			2/7				2								
10	ZHANG Weiwei	3:29	0/1	0.0				0/1				1								
11	WANG Xinyan	11:34	0/1	0.0	0/1												2			
12	ZHANG Jing	6:42	0/1	0.0																
13	PENG Lin																			
Totals			7/33	21.2	0/9			0/1	6/21	1/2		2	12	3	2	3/4		6	1	1
Cap No.	Goalkeepers	Saves/Shots							Timeouts		Exclusions with Substitution		Exclusions w/Subst after 4 min.							
Total	%	A	C	X	5m	PS	CA													
*1	YANG Jun	9/21	42.9	0/3	1/3	2/4	5/9	0/1	1/1					3						
13	PENG Lin													1						
Totals		9/21	42.9	0/3	1/3	2/4	5/9	0/1	1/1					0						



Results
Resultados / Résultats

ITA 12 - 7 CHN
(1:1, 3:1, 4:2, 4:3)

Referees: STAVRIDIS Georgios (GRE)
ALEXANDRESCU Adrian (ROU)

TWPC Delegates: IBERN Manuel
SOSTAR Aleksandar

Period	ITA - Italy													CHN - China																	
	Possession		EX	Goals (G) / Misses (M)					Extramen Efficiency			CT	Possession		EX	Goals (G) / Misses (M)					Extramen Efficiency			CT							
	#	Time		X	AA	FT	5mF	PS	G	ATT	%		#	Time		X	AA	FT	5mF	PS	G	ATT	%								
Quarter 1	11	4:19		0	1	1	1		1		5		0	1	0.0		11	3:41		0	1		2		1	3		0	1	0.0	
Quarter 2	9	3:42		0	1	2	1		1	1	2						10	4:18				1	3		3						
Quarter 3	9	3:39		1					1	3	3		1	1	100.0	1	9	4:21				4		2	2					2	
Quarter 4	10	4:30		1	1	2	1				1		1	2	50.0		10	3:30	1			1	1	3	6					1	
Totals	39	16:10		2	3	5	3		3	4	10	1	2	4	50.0	1	40	15:50	1	0	1	1	10	1	6	14		0	1	0.0	3

Match ITA - CHN																
Possession		EX	2EX	Goals (G) / Misses (M)					Extramen Efficiency			CT				
#	Time			X	AA	FT	5mF	PS	G	ATT	%					
79	32:00	1		2	4	6	13		4	10	24	1	2	5	40.0	4

Legend:									
#	Number of possessions	%	Efficiency	*	Starting line-up	20C	20 seconds exclusion in the centre forward position		
20F	20 seconds exclusion in the field			2EX	Double Exclusion	5m	5 metre shot		
A	Action shot	AA	All Action shots (A, C and CA)		AS	Assists			
BL	Blocked shots	C	Centre shot		CA	Counter Attack			
EX	Exclusion (S - with substitution, N - with substitution after 4 min.)			CT	Corner Throws				
M	Misses	No.	Number		FT	Free throw			
ST	Steals	TF	Turnover Fouls		PS	Penalty Shot			
				TWPC	Technical Water Polo Committee			G	Goals
								SP	Sprint (Won/Sprints)
								X	Extra player shot



Results
Resultados / Résultats

BRA 3 - 13 USA
(0:5, 0:3, 0:5, 3:0)

Referees: DUTILH-DUMAS Diana (NED)
TAHARA Tadao (JPN)

TWPC Delegates: BALFANBAYEV Alan
FIROIU Niculae

BRA - Brazil (White)

Cap No.	Name	Estimated Time Played	Goals/Shots							AS	TF	ST	BL	SP	Personal Fouls					
			Total	%	A	C	X	5m	PS						CA	20C	20F	2EX	P	EX
*1	OLIVEIRA Tess	6:44										1								
*2	ABLA Diana	26:14	0/7	0.0				0/7				1	1					2		
*3	ZABLITH Marina	29:16	0/1	0.0		0/1						2		1	0/2		1		1	
4	CANETTI Marina	17:11										3						1		
5	BARRONCAS Lucianne	11:24											1	0/2						
*6	CHIAPPINI Izabella	32:00	1/6	16.7				1/6				2	4	1						
*7	OLIVEIRA Amanda	10:20	0/3	0.0				0/3				2								
8	CARVALHO Luiza	3:29																		
*9	PEDROSA Camila	16:14										1								
*10	BAHIA Viviane	12:42	0/2	0.0		0/1		0/1				1						2		
11	DUARTE Mariana	17:44	1/4	25.0				1/4												
12	MANTELLATO Gabriela	15:26	1/1	100.0				1/1				1								
13	CHAMORRO Victoria	25:16										1								
Totals			3/24	12.5		0/2		3/22				16	7	2	0/4		5	1		1
Cap No.	Goalkeepers	Saves/Shots							Timeouts		Exclusions with Substitution		Exclusions w/Subst after 4 min.							
Total	%	A	C	X	5m	PS	CA													
*1	OLIVEIRA Tess	0/5	0.0	0/2	0/1		0/1	0/1						4						
13	CHAMORRO Victoria	8/16	50.0	1/2	4/4	1/4	1/2	0/1	1/3					0						
Totals		8/21	38.1	1/4	4/5	1/4	1/3	0/1	1/4					0						

USA - United States (Blue)

Cap No.	Name	Estimated Time Played	Goals/Shots							AS	TF	ST	BL	SP	Personal Fouls						
			Total	%	A	C	X	5m	PS						CA	20C	20F	2EX	P	EX	
1	HILL Sami	8:00																			
2	MUSSELMAN Madeline	20:14	1/3	33.3	1/1		0/1		0/1			2	1								
3	SEIDEMANN Melissa	20:08	1/2	50.0			1/1	0/1				1	1								
*4	FATTAL Rachel	21:18	0/2	0.0	0/2						1		2	4/4							
5	CLARK KK	14:23	1/3	33.3	0/1	0/1		1/1			1	1				1	1				
*6	STEFFENS Maggie	22:20	2/3	66.7	1/2		1/1				1			1							
*7	MATHEWSON Courtney	13:25	1/2	50.0	1/1		0/1				1	1		1							
*8	NEUSHUL Kiley	22:12	2/3	66.7				0/1		2/2	1	1	2								
9	FISCHER Aria	11:50	0/3	0.0		0/3						1						1			
10	GILCHRIST Kaleigh	15:36	2/3	66.7	0/1			1/1	1/1				2	2							
*11	FISCHER Makenzie	18:51	2/5	40.0	0/1		1/1	0/2		1/1		1	2								
*12	CRAIG Kami	11:43	1/2	50.0		1/1				0/1				1							
*13	JOHNSON Ashleigh	24:00	0/1	0.0				0/1			2		2								
Totals			13/32	40.6	3/9	1/5	3/5	2/7	1/1	3/5	7	9	12	5	4/4		2	1			
Cap No.	Goalkeepers	Saves/Shots							Timeouts		Exclusions with Substitution		Exclusions w/Subst after 4 min.								
Total	%	A	C	X	5m	PS	CA														
1	HILL Sami	1/4	25.0			1/4								2							
*13	JOHNSON Ashleigh	6/6	100.0		2/2	4/4								0							
Totals		7/10	70.0		2/2	5/8								0							



Results

Resultados / Résultats

AUS 11 - 4 BRA

(2:1, 3:1, 4:1, 2:1)

Referees: DESLIERES Marie-Claude (CAN)
 NI Shi Wei (CHN)

TWPC Delegates: FARID Moheieldin
 PAPAIZIAN Richard

AUS - Australia (White)

Cap No.	Name	Estimated Time Played	Goals/Shots							AS	TF	ST	BL	SP	Personal Fouls					
			Total	%	A	C	X	5m	PS						CA	20C	20F	2EX	P	EX
*1	YANITSAS Lea	16:00								1		1								
*2	BEADSWORTH Gemma	19:11	0/3	0.0	0/1	0/1	0/1				1									
3	BUCKLING Hannah	14:10	1/2	50.0		1/1	0/1				1		1					1		
4	LINCOLN-SMITH Holly	12:16	1/2	50.0		1/2					1									
*5	GOFERS Keesja	18:14	0/3	0.0	0/1	0/1	0/1			1	1	2		1/2		1				
*6	KNOX Bronwen	22:04	1/2	50.0				0/1		1/1	1	3	1						1	
*7	WEBSTER Rowie	20:06	0/2	0.0		0/1	0/1				2							1		
*8	McGHE Glencora	19:29	1/3	33.3	1/2			0/1					1					1		
*9	ARANCINI Zoe	17:48	3/4	75.0	1/1		1/1	0/1	1/1		2		1	0/1						
10	SOUTHERN Ash	20:49	3/6	50.0			1/1	1/4	1/1				1	1				1		
11	BISHOP Isobel	11:04	0/3	0.0	0/2				0/1		1	1	2							
12	ZAGAME Nicola	16:49	1/2	50.0	0/1		1/1				1	1		1/1		1				
13	WAKEFIELD Kelsey	16:00									1									
Totals			11/32	34.4	2/8	2/6	3/7	1/7	2/3	1/1	6	14	7	4	2/4	3	3		1	
Cap No.	Goalkeepers	Saves/Shots							Timeouts		Exclusions with Substitution		Exclusions w/Subst after 4 min.							
Total	%	A	C	X	5m	PS	CA													
*1	YANITSAS Lea	4/6	66.7	1/2		0/1	3/3							3						
13	WAKEFIELD Kelsey	5/7	71.4	1/1			3/4	1/1	0/1					0						
Totals			9/13	69.2	2/3		0/1	6/7	1/1	0/1										

BRA - Brazil (Blue)

Cap No.	Name	Estimated Time Played	Goals/Shots							AS	TF	ST	BL	SP	Personal Fouls					
			Total	%	A	C	X	5m	PS						CA	20C	20F	2EX	P	EX
*1	OLIVEIRA Tess	32:00								1		2								
*2	ABLA Diana	23:01	0/2	0.0			0/2				2								1	
*3	ZABLITH Marina	32:00	0/3	0.0	0/1		0/2				4			2/2						
4	CANETTI Marina	10:27	0/1	0.0			0/1												1	
5	BARRONCAS Lucianne	10:56											0/2							
*6	CHIAPPINI Izabella	29:43	2/11	18.2	1/2		0/1	0/6	0/1	1/1	3	1						2		
*7	OLIVEIRA Amanda	13:45	1/2	50.0			1/1	0/1			2	2						2		
8	CARVALHO Luiza	8:17																1		
*9	PEDROSA Camila	12:31									1	1						1	S	
*10	BAHIA Viviane	14:22	0/1	0.0			0/1					2	1					2	S	
11	DUARTE Mariana	20:53	1/4	25.0	0/2		1/2				1							1		
12	MANTELLATO Gabriela	16:05	0/1	0.0		0/1					1	1	1							
13	CHAMORRO Victoria																			
Totals			4/25	16.0	1/5	0/1	1/2	1/15	0/1	1/1	1	16	9	2	2/4	5	6		3	2
Cap No.	Goalkeepers	Saves/Shots							Timeouts		Exclusions with Substitution		Exclusions w/Subst after 4 min.							
Total	%	A	C	X	5m	PS	CA													
*1	OLIVEIRA Tess	15/26	57.7	5/7	2/4	2/5	5/6	1/3	0/1					4						
13	CHAMORRO Victoria													2						
Totals			15/26	57.7	5/7	2/4	2/5	5/6	1/3	0/1										



Results
Resultados / Résultats

AUS 11 - 4 BRA
(2:1, 3:1, 4:1, 2:1)

Referees: DESLIERES Marie-Claude (CAN)
NI Shi Wei (CHN)

TWPC Delegates: FARID Moheieldin
PAPAZIAN Richard

Period	AUS - Australia													BRA - Brazil																									
	Possession		EX	Goals (G) / Misses (M)										Extramen Efficiency			CT	Possession		EX	Goals (G) / Misses (M)										Extramen Efficiency			CT					
				X	AA	FT	5mF	PS	X	AA	FT	5mF	PS																										
	#	Time	G	M	G	M	G	M	G	M	G	M	G	ATT	%	#	Time	G	M	G	M	G	M	G	M	G	M	G	ATT	%									
Quarter 1	11	3:42		0	1	2	4				1		0	1	0.0	1	11	4:18			1			3	3												1		
Quarter 2	11	4:10		1	2		2				1	2	1	1	3	33.3		11	3:50		1				3	1	1	1				1	1	100.0				1	
Quarter 3	9	3:43		2		1	2				1	1		2	2	100.0		9	4:17	1					3	1	2		1										
Quarter 4	9	4:31		0	1	2	2				2		1					2	8	3:29	1	0	1	1	2			1		0	1	0.0							
Totals	40	16:06		3	4	5	10				1	6	2	1	3	6	50.0		3	39	15:54	2	1	1	2	5		7	1	7		1	1	2	50.0				2

Match AUS - BRA																	
Possession		EX	2EX	Goals (G) / Misses (M)										Extramen Efficiency		CT	
				X	AA	FT	5mF	PS	X	AA	FT	5mF	PS				
#	Time	G	M	G	M	G	M	G	M	G	M	G	ATT	%			
79	32:00	2		4	5	7	15		7	2	13	2	2	4	8	50.0	5

Legend:														
#	Number of possessions	%	Efficiency	*	Starting line-up	20C	20 seconds exclusion in the centre forward position							
20F	20 seconds exclusion in the field			2EX	Double Exclusion	5m	5 metre shot	5mF	5m shot in the field					
A	Action shot	AA	All Action shots (A, C and CA)	CA	Counter Attack	AS	Assists	ATT	Attempts					
BL	Blocked shots	C	Centre shot			CT	Corner Throws							
EX	Exclusion (S - with substitution, N - with substitution after 4 min.)					FT	Free throw	G	Goals					
M	Misses	No.	Number	P	Penalty	PS	Penalty Shot	SP	Sprint (Won/Sprints)					
ST	Steals	TF	Turnover Fouls	TWPC	Technical Water Polo Committee			X	Extra player shot					



Results

Resultados / Résultats

ESP 11 - 6 CHN

(2:2, 2:0, 4:2, 3:2)

Referees: KORYZNA Radoslaw Piotr (POL)
 TOFFOLI Fabio (BRA)

TWPC Delegates: PINKER Guy Don
 SHAW Bill

ESP - Spain (White)

Cap No.	Name	Estimated Time Played	Goals/Shots								AS	TF	ST	BL	SP	Personal Fouls					
			Total	%	A	C	X	5m	PS	CA						20C	20F	2EX	P	EX	
*1	ESTER RAMOS Laura	32:00																			
2	BACH PASCUAL Marta	9:28																3		S	
*3	ESPAR LLAQUET Anna	27:03	2/6	33.3	0/2	0/1	2/3				2	3	1					2			
4	ORTIZ MUNOZ Beatriz	16:21	0/5	0.0	0/1		0/3	0/1			2	2	2					2			
*5	ORTIZ REYES Matilde	9:29																2	1		S
6	LEITON ARRONES Paula	17:42	0/1	0.0		0/1						2						1			
7	ESPAR LLAQUET Clara	12:17	0/1	0.0				0/1						1						1	
*8	PENA CARRASCO Maria del Pilar	18:42	2/2	100.0			1/1		1/1					1	1	1				1	
9	FORCA ARIZA Judith	13:46	2/5	40.0	2/2			0/3			1	1	1	1							
*10	TARRAGO AYMERICH Roser	26:01	1/5	20.0			1/2	0/2	0/1		3	1	2		3/4			1	1		
*11	GARCIA GODOY Maica	15:50	2/2	100.0		2/2					1			1							
*12	LOPEZ VENTOSA Laura	25:21	2/4	50.0			2/2	0/2						3					1		
13	HERRERA FERNANDEZ Patricia																				
Totals			11/31	35.5	2/5	2/4	6/11	0/9	0/1	1/1	9	11	8	4	3/4			6	8	2	2
Cap No.	Goalkeepers	Saves/Shots																			
Total	%	A	C	X	5m	PS	CA														
*1	ESTER RAMOS Laura	12/18	66.7	2/3		3/6	6/7	1/2													
13	HERRERA FERNANDEZ Patricia																				
Totals		12/18	66.7	2/3		3/6	6/7	1/2													

Timeouts	3
Exclusions with Substitution	2
Exclusions w/Subst after 4 min.	0

CHN - China (Blue)

Cap No.	Name	Estimated Time Played	Goals/Shots								AS	TF	ST	BL	SP	Personal Fouls					
			Total	%	A	C	X	5m	PS	CA						20C	20F	2EX	P	EX	
*1	YANG Jun	32:00											1					1			
*2	MA Huanhuan	21:57	2/5	40.0	1/1		0/2	1/2			1		1					1			
*3	MEI Xiaohan	19:16	0/1	0.0				0/1										1			
*4	XIONG Dunhan	8:26																1			
*5	NIU Guannan	22:45	1/6	16.7			1/1	0/5			1	1	2	2	1/4			1	1		
6	SUN Yating	23:06										5	1								
7	SONG Donglun	9:02	0/1	0.0			0/1					1						1			
*8	ZHANG Cong	24:24	1/6	16.7	0/1		1/3	0/2			1		1	1				1			
*9	ZHAO Zihan	22:49	1/4	25.0	0/1		1/1	0/1	0/1		1	4		1					1		
10	ZHANG Weiwei	13:18										1						1			
11	WANG Xinyan	11:17											1	1							
12	ZHANG Jing	15:40	1/7	14.3	0/1		0/3	0/2	1/1												
13	PENG Lin																				
Totals			6/30	20.0	1/4		3/11	1/13	1/2		4	13	7	5	1/4			7	5	1	
Cap No.	Goalkeepers	Saves/Shots																			
Total	%	A	C	X	5m	PS	CA														
*1	YANG Jun	9/20	45.0	1/3	2/4	2/8	3/3	1/1	0/1												
13	PENG Lin																				
Totals		9/20	45.0	1/3	2/4	2/8	3/3	1/1	0/1												

Timeouts	4
Exclusions with Substitution	0
Exclusions w/Subst after 4 min.	0



Results
Resultados / Résultats

ESP 11 - 6 CHN
(2:2, 2:0, 4:2, 3:2)

Referees: KORYZNA Radoslaw Piotr (POL)
TOFFOLI Fabio (BRA)

TWPC Delegates: PINKER Guy Don
SHAW Bill

Period	ESP - Spain													CHN - China																	
	Possession		EX	Goals (G) / Misses (M)										Extramen Efficiency	CT	Possession		EX	Goals (G) / Misses (M)										Extramen Efficiency	CT	
	#	Time		X		AA		FT		5mF		PS				G	ATT		%	#	Time	X		AA		FT		5mF			PS
			G	M	G	M	G	M	G	M	G	M	G	M	G			M				G	M	G	M	G	M	G	M	G	M
Quarter 1	9	4:17		2		2		1	3			2	2	100.0		9	3:43		2	3					3			2	5	40.0	
Quarter 2	12	3:40		2	2			1	1	1	1	2	4	50.0		10	4:20		0	2	2				1			0	2	0.0	
Quarter 3	9	3:57		0	1	4	2			1		0	1	0.0	1	10	4:03		0	1				1	1	4	1				2
Quarter 4	10	4:24	2	2	2	1	1			2		2	4	50.0		10	3:36		1	2	1	1		2		1	1	1	3	33.3	1
Totals	40	16:18	2	6	5	5	5	2	7	1	6	11	54.5	1	39	15:42		3	8	1	3	3	1	9	1	1	3	10	30.0	3	

Match ESP - CHN																
Possession		EX	2EX	Goals (G) / Misses (M)										Extramen Efficiency		CT
#	Time			X		AA		FT		5mF		PS		G	ATT	
		G	M	G	M	G	M	G	M	G	M	G	ATT			%
79	32:00	2		9	13	6	8	5	1	16	1	2	9	21	42.9	4

Legend:														
#	Number of possessions	%	Efficiency	*	Starting line-up	20C	20 seconds exclusion in the centre forward position							
20F	20 seconds exclusion in the field			2EX	Double Exclusion	5m	5 metre shot	5mF	5m shot in the field					
A	Action shot	AA	All Action shots (A, C and CA)	CA	Counter Attack	AS	Assists	ATT	Attempts					
BL	Blocked shots	C	Centre shot			CT	Corner Throws							
EX	Exclusion (S - with substitution, N - with substitution after 4 min.)	No.	Number	P	Penalty	FT	Free throw	G	Goals					
M	Misses	TF	Turnover Fouls	TWPC	Technical Water Polo Committee	PS	Penalty Shot	SP	Sprint (Won/Sprints)					
ST	Steals					X	Extra player shot							



Results
Resultados / Résultats

RUS 9 - 12 ITA
(2:2, 2:4, 0:2, 5:4)

Referees: BUCH Xevi (ESP)
KOGANOV Mark (AZE)

TWPC Delegates: EL ALLAM Farid
IBERN Manuel

RUS - Russia (White)

Cap No.	Name	Estimated Time Played	Goals/Shots							AS	TF	ST	BL	SP	Personal Fouls							
			Total	%	A	C	X	5m	PS						CA	20C	20F	2EX	P	EX		
1	USTYUKHINA Anna	14:01										3										
*2	GLYZINA Nadezhda	22:24	1/6	16.7	0/3	1/1		0/1		0/1	1	1										
*3	PROKOFYEVA Ekaterina	32:00	1/3	33.3			1/1	0/2			1	1		0/2					1			
4	KARIMOVA Elvina	20:15	0/1	0.0	0/1						2											
5	BORISOVA Maria	1:08									1											
*6	GORBUNOVA Olga	15:32	1/2	50.0	1/1	0/1								0/1				2				
7	LISUNOVA Ekaterina	14:18	2/3	66.7	1/1		1/1	0/1			1			0/1								
8	SIMANOVICH Anastasia	11:35	0/1	0.0			0/1				2							1				
*9	TIMOFEEVA Anna	18:43	0/1	0.0		0/1					2											
*10	SOBOLEVA Evgeniia	18:51	1/1	100.0				1/1			2							2				
*11	IVANOVA Evgeniya	24:05	2/5	40.0	1/2			1/3			1											
12	GRINEVA Anna	13:09	1/5	20.0	0/1		1/2	0/2				1						2	1	S		
*13	KARNAUKH Anna	17:59										1										
Totals			9/28	32.1	3/9	1/3	3/5	2/10		0/1	3	11	6		0/4			4	3	2	1	
Cap No.	Goalkeepers	Estimated Time Played	Saves/Shots							AS	TF	ST	BL	SP	Personal Fouls							
			Total	%	A	C	X	5m	PS						CA	20C	20F	2EX	P	EX		
1	USTYUKHINA Anna		3/7	42.9		1/1	1/2	1/3	0/1													
*13	KARNAUKH Anna		4/12	33.3	1/3	1/1	0/1	2/6	0/1													
Totals			7/19	36.8	1/3	2/2	1/3	3/9	0/2													
														Timeouts		3						
														Exclusions with Substitution		1						
														Exclusions w/Subst after 4 min.		0						

ITA - Italy (Blue)

Cap No.	Name	Estimated Time Played	Goals/Shots							AS	TF	ST	BL	SP	Personal Fouls							
			Total	%	A	C	X	5m	PS						CA	20C	20F	2EX	P	EX		
*1	GORLERO Giulia	31:03										1										
2	TABANI Chiara	15:21	2/2	100.0			1/1	1/1														
*3	GARIBOTTI Arianna	25:25	5/6	83.3	2/2		1/2	2/2			1		1									
4	QUEIROLO Elisa	20:07	1/2	50.0	0/1			1/1				1	3	1								
*5	RADICCHI Federica	17:46	1/2	50.0				1/2			1		1					2				
6	AIELLO Rosaria	15:50	0/3	0.0		0/2		0/1				3										
*7	di MARIO Tania	25:38	1/2	50.0				1/2			1	1		4/4				2				
*8	BIANCONI Roberta	26:05	2/6	33.3	0/1		0/1	0/2	2/2		1							1				
*9	EMMOLO Giulia	21:34	0/2	0.0				0/2			1		1									
10	POMERI Francesca	1:23																				
11	COTTI Aleksandra	7:49																				
*12	FRASSINETTI Teresa	15:02									2							1				
13	TEANI Laura	0:57																				
Totals			12/25	48.0	2/4	0/2	2/4	6/13	2/2		2	15	7	2	4/4			6	1			
Cap No.	Goalkeepers	Estimated Time Played	Saves/Shots							AS	TF	ST	BL	SP	Personal Fouls							
			Total	%	A	C	X	5m	PS						CA	20C	20F	2EX	P	EX		
*1	GORLERO Giulia		9/17	52.9	1/4	2/3	1/4	4/5	1/1													
13	TEANI Laura		0/1	0.0				0/1														
Totals			9/18	50.0	1/4	2/3	1/4	4/6	1/1													
														Timeouts		3						
														Exclusions with Substitution		0						
														Exclusions w/Subst after 4 min.		0						



Results
Resultados / Résultats

HUN 10 - 14 USA
(2:3, 3:5, 3:4, 2:2)

Referees: FLAHIVE Daniel Gerrard (AUS)
STAVRIDIS Georgios (GRE)

TWPC Delegates: KURODA Ken
FIROIU Niculae

HUN - Hungary (White)

Cap No.	Name	Estimated Time Played	Goals/Shots							AS	TF	ST	BL	SP	Personal Fouls			
			Total	%	A	C	X	5m	PS						CA	20C	20F	2EX
1	GANGL Edina	11:55																
2	CZIGANY Dora	21:55	1/2	50.0	0/1			1/1		2	1					2	1	
3	ANTAL Dora	21:10	0/3	0.0	0/1			0/2										
*4	KISTELEKI Hanna	21:41	2/3	66.7			2/2	0/1			1					2		
*5	SZUCS Gabriella	16:02										2				2		
6	TAKACS Orsolya	20:06	0/2	0.0			0/1	0/1			3							
*7	ILLES Anna	15:09	0/1	0.0				0/1				1					1	
*8	KESZTHELYI Rita	30:29	4/6	66.7	1/1		3/3	0/2		1	3	1		3/4	1			
9	TOTH Ildiko	13:03	0/1	0.0		0/1					2					1	1	
*10	BUJKA Barbara	18:43	2/4	50.0	1/1	1/2	0/1				5		1				2	
11	CSABAI Dora	6:11																
*12	GARDA Krisztina	7:31	1/2	50.0				1/2					2					
*13	KASO Orsolya	20:05	0/1	0.0				0/1				1						
Totals			10/25	40.0	2/4	1/3	5/7	2/11		3	16	5	3	3/4	4	8	1	
Cap No.	Goalkeepers	Saves/Shots							Timeouts		Exclusions with Substitution		Exclusions w/Subst after 4 min.					
Total	%	A	C	X	5m	PS	CA											
1	GANGL Edina	1/4	25.0	1/3		0/1							4	0	0			
*13	KASO Orsolya	3/14	21.4	0/2	0/4	0/3	3/5											
Totals		4/18	22.2	1/5	0/4	0/4	3/5											

USA - United States (Blue)

Cap No.	Name	Estimated Time Played	Goals/Shots							AS	TF	ST	BL	SP	Personal Fouls			
			Total	%	A	C	X	5m	PS						CA	20C	20F	2EX
1	HILL Sami																	
2	MUSSELMAN Madeline	15:00	2/4	50.0			2/2	0/2				1	1			2	1	
3	SEIDEMANN Melissa	10:30	1/1	100.0				1/1			1	1			1	1		
*4	FATTAL Rachel	28:10	1/3	33.3				1/3		1	1	2	1	1/4				
5	CLARK KK	5:35										1				1		
*6	STEFFENS Maggie	28:03	4/5	80.0	1/1	3/3		0/1			1	1	1		1	1		
*7	MATHEWSON Courtney	20:37	1/2	50.0	1/2					2								
*8	NEUSHUL Kiley	28:52	2/5	40.0	1/2	1/1		0/2										
9	FISCHER Aria	6:40										1						
10	GILCHRIST Kaleigh	18:26	1/3	33.3	1/1			0/2		2	1							
*11	FISCHER Makenzie	12:04	1/3	33.3			1/1	0/2		1	2				3			S
*12	CRAIG Kami	18:03	1/1	100.0			1/1					1			1			
*13	JOHNSON Ashleigh	32:00	0/1	0.0				0/1			1	3						
Totals			14/28	50.0	4/6	4/4	4/4	2/14		6	9	11	3	1/4	5	6	1	1
Cap No.	Goalkeepers	Saves/Shots							Timeouts		Exclusions with Substitution		Exclusions w/Subst after 4 min.					
Total	%	A	C	X	5m	PS	CA											
1	HILL Sami													4	1	0		
*13	JOHNSON Ashleigh	8/18	44.4	1/3	1/2	2/7	4/6											
Totals		8/18	44.4	1/3	1/2	2/7	4/6											



Results
Resultados / Résultats

HUN 10 - 14 USA
(2:3, 3:5, 3:4, 2:2)

Referees: FLAHIVE Daniel Gerrard (AUS)
STAVRIDIS Georgios (GRE)

TWPC Delegates: KURODA Ken
FIROIU Niculae

Period	HUN - Hungary													USA - United States												
	Possession		EX	Goals (G) / Misses (M)					Extramen Efficiency			CT	Possession		EX	Goals (G) / Misses (M)					Extramen Efficiency			CT		
	#	Time		X	AA	FT	5mF	PS	G	ATT	%		#	Time		X	AA	FT	5mF	PS	G	ATT	%			
Quarter 1	9	4:08		1	1	1	1	1	1	1	2	50.0	1	8	3:52		1	1	1	1	1	3	1	1	100.0	
Quarter 2	9	3:41		1	2	1	1	1	2	1	1	100.0		9	4:19		2	2	1	1	3	2	2	100.0		
Quarter 3	10	4:15		2	1	1		2		2	2	100.0		10	3:45		1	3		1	2	1	1	100.0		
Quarter 4	9	4:04		1	1	1	1	1	2		1	2	50.0	1	8	3:56	1		2	1		2				
Totals	37	16:08		5	2	3	4	3	2	6	5	7	71.4	2	35	15:52	1	4	8	2	2	2	10	4	4	100.0

Match HUN - USA														
Possession		EX	2EX	Goals (G) / Misses (M)					Extramen Efficiency			CT		
#	Time			X	AA	FT	5mF	PS	G	ATT	%			
72	32:00	1	2	9	2	11	6	5	4	16	9	11	81.8	2

Legend:													
#	Number of possessions	%	Efficiency	*	Starting line-up	20C	20 seconds exclusion in the centre forward position						
20F	20 seconds exclusion in the field			2EX	Double Exclusion	5m	5 metre shot						
A	Action shot	AA	All Action shots (A, C and CA)	CA	Counter Attack	AS	Assists						
BL	Blocked shots	C	Centre shot			CT	Corner Throws						
EX	Exclusion (S - with substitution, N - with substitution after 4 min.)	No.	Number	P	Penalty	FT	Free throw						
M	Misses	TF	Turnover Fouls	TWPC	Technical Water Polo Committee	PS	Penalty Shot						
ST	Steals					G	Goals						
						SP	Sprint (Won/Sprints)						
						X	Extra player shot						



Results

Resultados / Résultats

BRA 5 - 10 CHN

(2:2, 0:2, 0:2, 3:4)

Referees: FLAHIVE Daniel Gerrard (AUS)
 PERIS Nenad (CRO)

TWPC Delegates: BALFANBAYEV Alan
 SHARONOV Evgeny

BRA - Brazil (White)

Cap No.	Name	Estimated Time Played	Goals/Shots							AS	TF	ST	BL	SP	Personal Fouls						
			Total	%	A	C	X	5m	PS						CA	20C	20F	2EX	P	EX	
1	OLIVEIRA Tess																				
*2	ABLA Diana	24:13	0/5	0.0	0/1			0/4			2		1					1			
*3	ZABLITH Marina	32:00	0/4	0.0				0/4			4	1	1	2/3				2			
4	CANETTI Marina	8:50	0/1	0.0				0/1			1	1									
5	BARRONCAS Lucianne	8:18												1/1							
*6	CHIAPPINI Izabella	26:56	3/7	42.9				2/6		1/1	3	1						2			
7	OLIVEIRA Amanda	24:21	2/7	28.6	0/2			1/2	1/3			1							1		
8	CARVALHO Luiza	5:40																			
*9	PEDROSA Camila	19:03											2								
*10	BAHIA Viviane	12:53	0/2	0.0				0/2			1							2	1	S	
*11	DUARTE Mariana	16:53	0/3	0.0	0/1			0/2			1	1	1								
12	MANTELLATO Gabriela	12:53	0/1	0.0	0/1																
*13	CHAMORRO Victoria	32:00									1		4								
Totals			5/30	16.7	0/5		1/3	3/21		1/1	1	14	9	5	3/4		3	4	2	1	
Cap No.	Goalkeepers	Estimated Time Played	Saves/Shots							AS	TF	ST	BL	SP	Personal Fouls						
			Total	%	A	C	X	5m	PS						CA	20C	20F	2EX	P	EX	
1	OLIVEIRA Tess																				
*13	CHAMORRO Victoria		7/17	41.2	2/3	2/3	1/3	2/6	0/1	0/1											
Totals			7/17	41.2	2/3	2/3	1/3	2/6	0/1	0/1											

Timeouts	4
Exclusions with Substitution	1
Exclusions w/Subst after 4 min.	0

CHN - China (Blue)

Cap No.	Name	Estimated Time Played	Goals/Shots							AS	TF	ST	BL	SP	Personal Fouls						
			Total	%	A	C	X	5m	PS						CA	20C	20F	2EX	P	EX	
*1	YANG Jun	29:27																			
*2	MA Huanhuan	18:46	2/3	66.7	0/1			2/2			3		1					1			
*3	MEI Xiaohan	22:21	1/2	50.0	0/1			1/1													
*4	XIONG Dunhan	7:54									3										
*5	NIU Guannan	18:16	0/4	0.0				0/4			3	1		1/3							
6	SUN Yating	23:05	1/3	33.3		1/3					1	4	1								
7	SONG Donglun	15:33	1/3	33.3				1/3					2	1							
*8	ZHANG Cong	25:36	1/4	25.0	1/1			0/1	0/2									1			
*9	ZHAO Zihan	30:21	2/4	50.0				0/2	1/1	1/1	1	2	1	0/1				1			
10	ZHANG Weiwei	6:47	0/1	0.0	0/1								1								
11	WANG Xinyan	19:31	2/3	66.7				1/1	1/2				2								
12	ZHANG Jing	3:50																			
13	PENG Lin	2:33																			
Totals			10/27	37.0	1/4	1/3	2/3	4/15	1/1	1/1	5	13	9	1	1/4		2	1			
Cap No.	Goalkeepers	Estimated Time Played	Saves/Shots							AS	TF	ST	BL	SP	Personal Fouls						
			Total	%	A	C	X	5m	PS						CA	20C	20F	2EX	P	EX	
*1	YANG Jun		16/19	84.2	4/4			2/2	10/12	0/1											
13	PENG Lin		0/2	0.0				0/1	0/1												
Totals			16/21	76.2	4/4			2/3	10/13	0/1											

Timeouts	4
Exclusions with Substitution	0
Exclusions w/Subst after 4 min.	0



Results

Resultados / Résultats

AUS 10 - 12 ESP

(5:4, 2:3, 1:3, 2:2)

Referees: DESLIERES Marie-Claude (CAN)
 NAUMOV Sergey (RUS)

TWPC Delegates: PINKER Guy Don
 RACINE Jacques

AUS - Australia (White)

Cap No.	Name	Estimated Time Played	Goals/Shots							AS	TF	ST	BL	SP	Personal Fouls				
			Total	%	A	C	X	5m	PS						CA	20C	20F	2EX	P
*1	YANITSAS Lea	12:43																	
*2	BEADSWORTH Gemma	14:35								2							1		
3	BUCKLING Hannah	18:54	3/4	75.0	1/2	1/1		1/1				1	1			1	1	1	S
4	LINCOLN-SMITH Holly	10:58								1	2					1			
*5	GOFERS Keesja	18:34	0/2	0.0				0/2		1	3	1		1/2					
*6	KNOX Bronwen	8:49	0/1	0.0		0/1					1	1	1			2		1	S
*7	WEBSTER Rowie	18:59	2/3	66.7			1/2		1/1						2				
*8	McGHIE Glencora	29:28	1/2	50.0	0/1		1/1						1						
*9	ARANCINI Zoe	16:33	1/2	50.0	0/1		1/1					1	1						
10	SOUTHERN Ash	28:11	1/5	20.0	0/1			1/3	0/1	4	1	2	1			2			
11	BISHOP Isobel	9:31								1	1								
12	ZAGAME Nicola	17:28	2/3	66.7			1/2			1	1	1		1/2					
13	WAKEFIELD Kelsey	19:17										1	1						
Totals			10/22	45.5	1/5	1/2	4/6	2/6	1/2	1/1	8	15	8	4	2/4	8	2	2	2
Cap No.	Goalkeepers	Saves/Shots							Timeouts		Exclusions with Substitution		Exclusions w/Subst after 4 min.						
Total	%	A	C	X	5m	PS	CA												
*1	YANITSAS Lea	2/8	25.0	1/1	0/1	0/2	1/4							4					
13	WAKEFIELD Kelsey	5/11	45.5	0/1	0/1	1/2	4/5	0/2						2					
Totals		7/19	36.8	1/2	0/2	1/4	5/9	0/2						0					

ESP - Spain (Blue)

Cap No.	Name	Estimated Time Played	Goals/Shots							AS	TF	ST	BL	SP	Personal Fouls				
			Total	%	A	C	X	5m	PS						CA	20C	20F	2EX	P
*1	ESTER RAMOS Laura	32:00										1							
2	BACH PASCUAL Marta	6:04														2		1	S
*3	ESPAR LLAQUET Anna	32:00	1/4	25.0	1/1			0/3		1	3	1	1	1/2					
4	ORTIZ MUNOZ Beatriz	27:07	1/4	25.0	0/2		0/1	1/1		1		2				1			
*5	ORTIZ REYES Matilde	7:38										1				3			S
6	LEITON ARRONES Paula	16:20													1				
7	ESPAR LLAQUET Clara	15:18	0/1	0.0				0/1		1						1	2		S
*8	PENA CARRASCO Maria del Pilar	24:33	0/3	0.0	0/2			0/1		1	1	3	1					1	
9	FORCA ARIZA Judith	11:45	1/4	25.0				1/4			1	1				3			S
*10	TARRAGO AYMERICH Roser	27:33	7/9	77.8			3/3	2/4	2/2		1	1		1/2	2				
*11	GARCIA GODOY Maica	17:54	2/2	100.0		2/2					2		1			1			
*12	LOPEZ VENTOSA Laura	5:48	0/1	0.0				0/1			1								
13	HERRERA FERNANDEZ Patricia																		
Totals			12/28	42.9	1/5	2/2	3/4	4/15	2/2	4	13	10	3	2/4	7	9	2	4	
Cap No.	Goalkeepers	Saves/Shots							Timeouts		Exclusions with Substitution		Exclusions w/Subst after 4 min.						
Total	%	A	C	X	5m	PS	CA												
*1	ESTER RAMOS Laura	4/14	28.6	0/1	1/2	1/5	1/3	1/2	0/1					3					
13	HERRERA FERNANDEZ Patricia													4					
Totals		4/14	28.6	0/1	1/2	1/5	1/3	1/2	0/1					0					



Results

Resultados / Résultats

HUN 18 - 19 RUS

(3:3, 3:4, 3:1, 3:4) (PSO 6:7)

Referees: DUTILH-DUMAS Diana (NED)
 GOMEZ Filippo (ITA)

TWPC Delegates: INOUE Takeshi
 IBERN Manuel

HUN - Hungary (White)

Cap No.	Name	Estimated Time Played	Goals/Shots								AS	TF	ST	BL	SP	Personal Fouls				
			Total	%	A	C	X	5m	PS	CA						20C	20F	2EX	P	EX
1	GANGL Edina	0:00																		
2	CZIGANY Dora	21:49	1/2	50.0				1/1		0/1	2	2	3							
*3	ANTAL Dora	14:16	2/3	66.7	1/1			1/1		0/1			1	1					1	
*4	KISTELEKI Hanna	18:30	1/2	50.0				1/2				1								
*5	SZUCS Gabriella	24:47	1/1	100.0		1/1					1	1		2					1	
6	TAKACS Orsolya	25:44	0/2	0.0					0/2			2		1					1	
7	ILLES Anna	14:03	2/2	100.0	1/1			1/1												
*8	KESZTHELYI Rita	28:58	2/5	40.0	0/1			1/1	0/2	1/1	1	3		2/4				1		
9	TOTH Ildiko	7:10	0/1	0.0		0/1												1	1	
*10	BUJKA Barbara	23:44	3/5	60.0	0/1	2/3				1/1		6						1		
11	CSABAI Dora	10:04																1		
*12	GARDA Krisztina	2:55																3		S
*13	KASO Orsolya	32:00																		
Totals			12/23	52.2	2/4	3/5	4/5	1/6	2/2	0/1	4	17	4	4	2/4	5	6			1
Cap No.	Goalkeepers	Saves/Shots								Timeouts		Exclusions with Substitution		Exclusions w/Subst after 4 min.						
Total	%	A	C	X	5m	PS	CA													
1	GANGL Edina																			4
*13	KASO Orsolya	9/21	42.9	1/5	0/1	3/8	5/6	0/1												1
Totals		9/21	42.9	1/5	0/1	3/8	5/6	0/1												0

RUS - Russia (Blue)

Cap No.	Name	Estimated Time Played	Goals/Shots								AS	TF	ST	BL	SP	Personal Fouls				
			Total	%	A	C	X	5m	PS	CA						20C	20F	2EX	P	EX
1	USTYUKHINA Anna																			
*2	GLYZINA Nadezhda	26:01	5/8	62.5	4/4		0/2	0/1		1/1	3							1		
*3	PROKOFYEVA Ekaterina	28:59	1/4	25.0		1/1	0/1	0/2			1	1	2	1	0/1					
4	KARIMOVA Elvina	15:51	1/1	100.0				1/1				2					1	1		
5	BORISOVA Maria	7:28	0/1	0.0				0/1				1								
*6	GORBUNOVA Olga	18:50	0/3	0.0	0/1			0/2			1	1		1/1			1		1	
7	LISUNOVA Ekaterina	15:42	2/5	40.0			2/3	0/2					1	1/2						
8	SIMANOVICH Anastasia	13:39	1/3	33.3			1/1	0/2				1								
*9	TIMOFEEVA Anna	23:01	1/2	50.0			1/1	0/1				3					1			
*10	SOBOLEVA Evgeniia	14:30	0/2	0.0			0/1	0/1			1		1	1			2		1	S
*11	IVANOVA Evgeniya	23:43	0/3	0.0				0/3									2			
12	GRINEVA Anna	4:16	1/1	100.0			1/1					2					1	2		S
*13	KARNAUKH Anna	32:00												1						
Totals			12/33	36.4	4/5	1/1	5/10	1/16		1/1	5	11	6	2	2/4	5	7		2	2
Cap No.	Goalkeepers	Saves/Shots								Timeouts		Exclusions with Substitution		Exclusions w/Subst after 4 min.						
Total	%	A	C	X	5m	PS	CA													
1	USTYUKHINA Anna																			4
*13	KARNAUKH Anna	4/16	25.0	0/2	1/4	0/4	2/3	0/2	1/1											2
Totals		4/16	25.0	0/2	1/4	0/4	2/3	0/2	1/1											0



Results
Resultados / Résultats

USA 12 - 5 ITA
(4:1, 1:2, 4:1, 3:1)

Referees: ALEXANDRESCU Adrian (ROU)
BUCH Xevi (ESP)

TWPC Delegates: SOSTAR Aleksandar
BOOKELMAN Peter

USA - United States (White)

Cap No.	Name	Estimated Time Played	Goals/Shots							AS	TF	ST	BL	SP	Personal Fouls				
			Total	%	A	C	X	5m	PS						CA	20C	20F	2EX	P
1	HILL Sami	2:32																	
2	MUSSELMAN Madeline	20:57	1/3	33.3			0/2	1/1			1		1						
3	SEIDEMANN Melissa	8:59	1/2	50.0		0/1			1/1		1		1				1		
*4	FATTAL Rachel	28:29	2/5	40.0	1/3		1/2				3		1	3/4			1		
5	CLARK KK	2:32	0/1	0.0			0/1												
*6	STEFFENS Maggie	31:11	1/2	50.0			1/2			1	2								
*7	MATHEWSON Courtney	18:42	1/2	50.0			1/2						1						
*8	NEUSHUL Kiley	28:43	3/4	75.0	1/2		1/1		1/1	1	1	1							
9	FISCHER Aria	7:18																	
10	GILCHRIST Kaleigh	10:44	0/1	0.0			0/1			1	2						1		
*11	FISCHER Makenzie	19:26	2/5	40.0			0/1	2/4		1	1							1	
*12	CRAIG Kami	14:59	1/2	50.0		1/2							1						
*13	JOHNSON Ashleigh	29:28	0/1	0.0			0/1			1	1	4							
Totals			12/28	42.9	2/5	1/3	0/1	6/16	1/1	2/2	5	15	7	3	3/4		1	2	1
Cap No.	Goalkeepers	Saves/Shots							Timeouts		Exclusions with Substitution		Exclusions w/Subst after 4 min.						
Total	%	A	C	X	5m	PS	CA												
1	HILL Sami	2/3	66.7		1/1	1/1	0/1							4					
*13	JOHNSON Ashleigh	9/13	69.2	3/3			5/8	1/1	0/1					0					
Totals			11/16	68.8	3/3	1/1	1/1	5/9	1/1	0/1					4				

ITA - Italy (Blue)

Cap No.	Name	Estimated Time Played	Goals/Shots							AS	TF	ST	BL	SP	Personal Fouls				
			Total	%	A	C	X	5m	PS						CA	20C	20F	2EX	P
*1	GORLERO Giulia	32:00										2							
2	TABANI Chiara	4:08																	
*3	GARIBOTTI Arianna	29:43	0/3	0.0			0/3			2	2								
4	QUEIROLO Elisa	15:25										1							
*5	RADICCHI Federica	21:02	2/5	40.0			2/5			1								1	
6	AIELLO Rosaria	14:23	0/1	0.0		0/1				1	1								
*7	di MARIO Tania	22:23	1/6	16.7	0/1		0/1	1/4		1	3		1/4	1					
*8	BIANCONI Roberta	26:30	1/9	11.1			0/7	0/1	1/1	3				1					
*9	EMMOLO Giulia	24:29	1/4	25.0	0/2		1/2					2							
10	POMERI Francesca	2:38																	
11	COTTI Aleksandra	9:03										1							
*12	FRASSINETTI Teresa	22:16								1	2								
13	TEANI Laura																		
Totals			5/28	17.9	0/3	0/1	0/1	4/21	0/1	1/1	1	11	10	1	1/4	2			1
Cap No.	Goalkeepers	Saves/Shots							Timeouts		Exclusions with Substitution		Exclusions w/Subst after 4 min.						
Total	%	A	C	X	5m	PS	CA												
*1	GORLERO Giulia	9/21	42.9	1/3	1/2		7/13	0/1	0/2					4					
13	TEANI Laura													0					
Totals			9/21	42.9	1/3	1/2		7/13	0/1	0/2					4				



Overall Team Statistics

Estatísticas gerais das equipes / Statistiques globales des équipes

As of FRI 19 AUG 2016 at 16:41

Preliminary Round

Team	MP	Goals/Shots								AS	TF	ST	BL	SP	Personal Fouls				
		Total	%	A	C	X	5m	PS	CA						20C	20F	2EX	P	EX
AUS - Australia	3	31/78	39.7	13/29	5/16	5/8	3/19	3/3	2/3	15	37	22	8	5/12	11	17	1	1	4
BRA - Brazil	3	13/71	18.3	1/18	2/6	4/10	5/36		1/1	5	43	20	5	8/12	16	13		4	3
CHN - China	3	23/86	26.7	2/10	2/8	11/22	5/42	3/4		7	42	21	1	4/12	11	14		3	2
ESP - Spain	3	27/78	34.6	3/19	6/7	7/16	5/28	4/5	2/3	12	40	18	5	8/12	14	15	2	7	4
HUN - Hungary	3	29/82	35.4	8/21	6/14	7/15	1/25	5/5	2/2	9	42	16	10	2/12	16	19	2	5	3
ITA - Italy	3	27/84	32.1	3/18	2/3	12/19	9/42	1/2		5	36	15	10	5/12	13	11	1	1	1
RUS - Russia	3	23/86	26.7	7/33	4/10	6/15	2/24	3/3	1/1	6	38	18	4	6/12	13	16		2	
USA - United States	3	34/75	45.3	10/33	7/9	8/11	6/17	3/3	0/2	13	45	23	10	10/12	10	12		2	1

Finals

Team	MP	Goals/Shots								AS	TF	ST	BL	SP	Personal Fouls				
		Total	%	A	C	X	5m	PS	CA						20C	20F	2EX	P	EX
AUS - Australia	3	29/80	36.3	6/26	3/9	7/14	7/23	3/5	3/3	15	41	18	9	5/12	19	7	1	4	3
BRA - Brazil	3	12/79	15.2	1/10	0/3	2/5	7/58	0/1	2/2	2	46	25	9	5/12	13	11		6	3
CHN - China	3	23/90	25.6	2/17	1/3	5/15	11/49	2/3	2/3	11	38	19	8	5/12	15	7		2	1
ESP - Spain	3	33/88	37.5	4/15	4/7	12/21	7/37	3/5	3/3	17	39	26	10	8/12	18	19		5	6
HUN - Hungary	3	30/75	40.0	7/19	7/13	9/14	4/25	3/3	0/1	9	45	17	10	8/12	11	17	2		1
ITA - Italy	3	29/84	34.5	5/10	2/7	4/10	14/51	3/4	1/2	4	37	24	9	6/12	10	1		1	
RUS - Russia	3	33/88	37.5	9/22	6/9	9/18	5/33	1/1	3/4	14	37	22	5	3/12	15	14		6	4
USA - United States	3	39/88	44.3	9/20	6/12	7/10	10/37	2/2	5/7	18	33	30	11	8/12	8	9	1	1	1

Overall (Preliminary Round + Finals)

Team	MP	Goals/Shots								AS	TF	ST	BL	SP	Personal Fouls				
		Total	%	A	C	X	5m	PS	CA						20C	20F	2EX	P	EX
AUS - Australia	6	60/158	38.0	19/55	8/25	12/22	10/42	6/8	5/6	30	78	40	17	10/24	30	24	2	5	7
BRA - Brazil	6	25/150	16.7	2/28	2/9	6/15	12/94	0/1	3/3	7	89	45	14	13/24	29	24		10	6
CHN - China	6	46/176	26.1	4/27	3/11	16/37	16/91	5/7	2/3	18	80	40	9	9/24	26	21		5	3
ESP - Spain	6	60/166	36.1	7/34	10/14	19/37	12/65	7/10	5/6	29	79	44	15	16/24	32	34	2	12	10
HUN - Hungary	6	59/157	37.6	15/40	13/27	16/29	5/50	8/8	2/3	18	87	33	20	10/24	27	36	4	5	4
ITA - Italy	6	56/168	33.3	8/28	4/10	16/29	23/93	4/6	1/2	9	73	39	19	11/24	23	12	1	2	1
RUS - Russia	6	56/174	32.2	16/55	10/19	15/33	7/57	4/4	4/5	20	75	40	9	9/24	28	30		8	4
USA - United States	6	73/163	44.8	19/53	13/21	15/21	16/54	5/5	5/9	31	78	53	21	18/24	18	21	1	3	2

Legend:

%	Efficiency	20C	20 seconds exclusion in the centre forward position	20F	20 seconds exclusion in the field	
2EX	Double Exclusion	5m	5 metre shot	AS	Assists	
C	Centre shot	CA	Counter attack	BL	Blocked shots	
PS	Penalty shot	EX	Exclusion	MP	Matches Played	
		SP	Sprint (Won/Sprints)	TF	Turnover Fouls	
					P	Penalty
					X	Extra player shot



Team Statistics

Estadísticas das equipes / Statistiques de l'équipe

As of FRI 19 AUG 2016 at 16:41

Teams ranked by goals scored

Preliminary Round

GOALS and SHOTS

Rank	Team	MP	Goals	Shots	%
1	USA	3	34	75	45.3
2	AUS	3	31	78	39.7
3	HUN	3	29	82	35.4
4	ESP	3	27	78	34.6
4	ITA	3	27	84	32.1
6	CHN	3	23	86	26.7
6	RUS	3	23	86	26.7
8	BRA	3	13	71	18.3

EXTRA PLAYER SHOTS

Rank	Team	MP	Goals	Shots	%
1	ITA	3	12	19	63.2
2	CHN	3	11	22	50.0
3	USA	3	8	11	72.7
4	ESP	3	7	16	43.8
4	HUN	3	7	15	46.7
6	RUS	3	6	15	40.0
7	AUS	3	5	8	62.5
8	BRA	3	4	10	40.0

PENALTY SHOTS

Rank	Team	MP	Goals	Shots	%
1	HUN	3	5	5	100.0
2	ESP	3	4	5	80.0
3	AUS	3	3	3	100.0
3	CHN	3	3	4	75.0
3	RUS	3	3	3	100.0
3	USA	3	3	3	100.0
7	ITA	3	1	2	50.0

ACTION SHOTS

Rank	Team	MP	Goals	Shots	%
1	AUS	3	13	29	44.8
2	USA	3	10	33	30.3
3	HUN	3	8	21	38.1
4	RUS	3	7	33	21.2
5	ESP	3	3	19	15.8
5	ITA	3	3	18	16.7
7	CHN	3	2	10	20.0
8	BRA	3	1	18	5.6

CENTRE SHOTS

Rank	Team	MP	Goals	Shots	%
1	USA	3	7	9	77.8
2	ESP	3	6	7	85.7
2	HUN	3	6	14	42.9
4	AUS	3	5	16	31.3
5	RUS	3	4	10	40.0
6	BRA	3	2	6	33.3
6	CHN	3	2	8	25.0
6	ITA	3	2	3	66.7

5m SHOTS

Rank	Team	MP	Goals	Shots	%
1	ITA	3	9	42	21.4
2	USA	3	6	17	35.3
3	BRA	3	5	36	13.9
3	CHN	3	5	42	11.9
3	ESP	3	5	28	17.9
6	AUS	3	3	19	15.8
7	RUS	3	2	24	8.3
8	HUN	3	1	25	4.0

COUNTER ATTACK SHOTS

Rank	Team	MP	Goals	Shots	%
1	AUS	3	2	3	66.7
1	ESP	3	2	3	66.7
1	HUN	3	2	2	100.0
4	BRA	3	1	1	100.0
4	RUS	3	1	1	100.0



Team Statistics
Estatísticas das equipas / Statistiques de l'équipe

As of FRI 19 AUG 2016 at 16:41

Teams ranked by goals scored

Final Rounds

GOALS and SHOTS

Rank	Team	MP	Goals	Shots	%
1	USA	3	39	88	44.3
2	ESP	3	33	88	37.5
2	RUS	3	33	88	37.5
4	HUN	3	30	75	40.0
5	AUS	3	29	80	36.3
5	ITA	3	29	84	34.5
7	CHN	3	23	90	25.6
8	BRA	3	12	79	15.2

EXTRA PLAYER SHOTS

Rank	Team	MP	Goals	Shots	%
1	ESP	3	12	21	57.1
2	HUN	3	9	14	64.3
2	RUS	3	9	18	50.0
4	AUS	3	7	14	50.0
4	USA	3	7	10	70.0
6	CHN	3	5	15	33.3
7	ITA	3	4	10	40.0
8	BRA	3	2	5	40.0

PENALTY SHOTS

Rank	Team	MP	Goals	Shots	%
1	AUS	3	3	5	60.0
1	ESP	3	3	5	60.0
1	HUN	3	3	3	100.0
1	ITA	3	3	4	75.0
5	CHN	3	2	3	66.7
5	USA	3	2	2	100.0
7	RUS	3	1	1	100.0

ACTION SHOTS

Rank	Team	MP	Goals	Shots	%
1	RUS	3	9	22	40.9
1	USA	3	9	20	45.0
3	HUN	3	7	19	36.8
4	AUS	3	6	26	23.1
5	ITA	3	5	10	50.0
6	ESP	3	4	15	26.7
7	CHN	3	2	17	11.8
8	BRA	3	1	10	10.0

CENTRE SHOTS

Rank	Team	MP	Goals	Shots	%
1	HUN	3	7	13	53.8
2	RUS	3	6	9	66.7
2	USA	3	6	12	50.0
4	ESP	3	4	7	57.1
5	AUS	3	3	9	33.3
6	ITA	3	2	7	28.6
7	CHN	3	1	3	33.3

5m SHOTS

Rank	Team	MP	Goals	Shots	%
1	ITA	3	14	51	27.5
2	CHN	3	11	49	22.4
3	USA	3	10	37	27.0
4	AUS	3	7	23	30.4
4	BRA	3	7	58	12.1
4	ESP	3	7	37	18.9
7	RUS	3	5	33	15.2
8	HUN	3	4	25	16.0

COUNTER ATTACK SHOTS

Rank	Team	MP	Goals	Shots	%
1	USA	3	5	7	71.4
2	AUS	3	3	3	100.0
2	ESP	3	3	3	100.0
2	RUS	3	3	4	75.0
5	BRA	3	2	2	100.0
5	CHN	3	2	3	66.7
7	ITA	3	1	2	50.0



Team Statistics

Estadísticas das equipes / Statistiques de l'équipe

As of FRI 19 AUG 2016 at 16:41

Teams ranked by goals scored

Overall (Preliminary + Final Rounds)

GOALS and SHOTS

Rank	Team	MP	Goals	Shots	%
1	USA	6	73	163	44.8
2	AUS	6	60	158	38.0
2	ESP	6	60	166	36.1
4	HUN	6	59	157	37.6
5	ITA	6	56	168	33.3
5	RUS	6	56	174	32.2
7	CHN	6	46	176	26.1
8	BRA	6	25	150	16.7

EXTRA PLAYER SHOTS

Rank	Team	MP	Goals	Shots	%
1	ESP	6	19	37	51.4
2	CHN	6	16	37	43.2
2	HUN	6	16	29	55.2
2	ITA	6	16	29	55.2
5	RUS	6	15	33	45.5
5	USA	6	15	21	71.4
7	AUS	6	12	22	54.5
8	BRA	6	6	15	40.0

PENALTY SHOTS

Rank	Team	MP	Goals	Shots	%
1	HUN	6	8	8	100.0
2	ESP	6	7	10	70.0
3	AUS	6	6	8	75.0
4	CHN	6	5	7	71.4
4	USA	6	5	5	100.0
6	ITA	6	4	6	66.7
6	RUS	6	4	4	100.0

ACTION SHOTS

Rank	Team	MP	Goals	Shots	%
1	AUS	6	19	55	34.5
1	USA	6	19	53	35.8
3	RUS	6	16	55	29.1
4	HUN	6	15	40	37.5
5	ITA	6	8	28	28.6
6	ESP	6	7	34	20.6
7	CHN	6	4	27	14.8
8	BRA	6	2	28	7.1

CENTRE SHOTS

Rank	Team	MP	Goals	Shots	%
1	HUN	6	13	27	48.1
1	USA	6	13	21	61.9
3	ESP	6	10	14	71.4
3	RUS	6	10	19	52.6
5	AUS	6	8	25	32.0
6	ITA	6	4	10	40.0
7	CHN	6	3	11	27.3
8	BRA	6	2	9	22.2

5m SHOTS

Rank	Team	MP	Goals	Shots	%
1	ITA	6	23	93	24.7
2	CHN	6	16	91	17.6
2	USA	6	16	54	29.6
4	BRA	6	12	94	12.8
4	ESP	6	12	65	18.5
6	AUS	6	10	42	23.8
7	RUS	6	7	57	12.3
8	HUN	6	5	50	10.0

COUNTER ATTACK SHOTS

Rank	Team	MP	Goals	Shots	%
1	AUS	6	5	6	83.3
1	ESP	6	5	6	83.3
1	USA	6	5	9	55.6
4	RUS	6	4	5	80.0
5	BRA	6	3	3	100.0
6	CHN	6	2	3	66.7
6	HUN	6	2	3	66.7
8	ITA	6	1	2	50.0

Legend:

% Efficiency MP Matches Played



Individual Statistics

Estatísticas individuais / Statistiques individuelles

As of FRI 19 AUG 2016 at 16:41

Players ranked by goals scored / sprints won

Preliminary Round

EXTRA PLAYER SHOTS

Rk	Cap No.	Name	Team	MP	Goals	Shots	%
1	3	GARIBOTTI Arianna	ITA	3	4	5	80.0
1	2	MA Huanhuan	CHN	3	4	7	57.1
3	8	BIANCONI Roberta	ITA	3	3	4	75.0
3	5	NIU Guannan	CHN	3	3	4	75.0

12 players tied for 5th place with 2 goals therefore cannot fit in the list of top 12

PENALTY SHOTS

Rk	Cap No.	Name	Team	MP	Goals	Shots	%
1	10	TARRAGO AYMERICH Roser	ESP	3	4	5	80.0
2	10	BUJKA Barbara	HUN	3	3	3	100.0
2	9	ZHAO Zihan	CHN	3	3	4	75.0
4	8	KESZTHELYI Rita	HUN	3	2	2	100.0
4	3	PROKOFYEVA Ekaterina	RUS	3	2	2	100.0
4	7	WEBSTER Rowie	AUS	3	2	2	100.0
7	8	BIANCONI Roberta	ITA	3	1	1	100.0
7	11	FISCHER Makenzie	USA	3	1	1	100.0
7	2	GLYZINA Nadezhda	RUS	3	1	1	100.0
7	2	MUSSELMAN Madeline	USA	3	1	1	100.0
7	10	SOUTHERN Ash	AUS	3	1	1	100.0
7	6	STEFFENS Maggie	USA	3	1	1	100.0

ACTION SHOTS

Rk	Cap No.	Name	Team	MP	Goals	Shots	%
1	5	GOFERS Keesja	AUS	3	3	3	100.0
1	2	MUSSELMAN Madeline	USA	3	3	9	33.3
1	6	STEFFENS Maggie	USA	3	3	4	75.0
4	11	BISHOP Isobel	AUS	3	2	6	33.3
4	2	CZIGANY Dora	HUN	3	2	5	40.0
4	2	GLYZINA Nadezhda	RUS	3	2	5	40.0
4	11	IVANOVA Evgeniya	RUS	3	2	2	100.0
4	8	McGHIE Glencora	AUS	3	2	2	100.0
4	10	SOUTHERN Ash	AUS	3	2	6	33.3
4	5	SZUCS Gabriella	HUN	3	2	2	100.0
4	7	WEBSTER Rowie	AUS	3	2	5	40.0

22 players tied for 12th place with 1 goal therefore cannot fit in the list of top 12

CENTRE SHOTS

Rk	Cap No.	Name	Team	MP	Goals	Shots	%
1	11	GARCIA GODOY Maica	ESP	3	5	5	100.0
2	10	BUJKA Barbara	HUN	3	3	5	60.0
2	6	STEFFENS Maggie	USA	3	3	3	100.0
4	2	MUSSELMAN Madeline	USA	3	2	3	66.7
4	8	SIMANOVICH Anastasia	RUS	3	2	7	28.6

19 players tied for 6th place with 1 goal therefore cannot fit in the list of top 12

5m SHOTS

Rk	Cap No.	Name	Team	MP	Goals	Shots	%
1	6	CHIAPPINI Izabella	BRA	3	4	17	23.5
2	8	BIANCONI Roberta	ITA	3	2	7	28.6
2	9	EMMOLO Giulia	ITA	3	2	4	50.0
2	3	ESPAR LLAQUET Anna	ESP	3	2	7	28.6
2	12	LOPEZ VENTOSA Laura	ESP	3	2	8	25.0
2	7	MATHEWSON Courtney	USA	3	2	3	66.7
2	5	NIU Guannan	CHN	3	2	8	25.0
2	4	QUEIROLO Elisa	ITA	3	2	4	50.0

18 players tied for 9th place with 1 goal therefore cannot fit in the list of top 12

LEADING SPRINTERS

Rk	Cap No.	Name	Team	MP	Won	Sprints	%
1	4	FATTAL Rachel	USA	3	9	11	81.8
2	10	TARRAGO AYMERICH Roser	ESP	3	6	10	60.0
3	7	di MARIO Tania	ITA	3	5	10	50.0
3	3	ZABLITH Marina	BRA	3	5	8	62.5
5	7	LISUNOVA Ekaterina	RUS	3	4	4	100.0
5	5	NIU Guannan	CHN	3	4	11	36.4
7	9	ARANCINI Zoe	AUS	3	3	7	42.9
7	5	BARRONCAS Lucianne	BRA	3	3	3	100.0
9	3	ESPAR LLAQUET Anna	ESP	3	2	2	100.0
9	8	KESZTHELYI Rita	HUN	3	2	8	25.0

5 players tied for 11th place with 1 sprint won therefore cannot fit in the list of top 12

COUNTER ATTACK SHOTS

Rk	Cap No.	Name	Team	MP	Goals	Shots	%
1	6	CHIAPPINI Izabella	BRA	3	1	1	100.0
1	2	CZIGANY Dora	HUN	3	1	1	100.0
1	9	FORCA ARIZA Judith	ESP	3	1	2	50.0
1	5	GOFERS Keesja	AUS	3	1	2	50.0
1	11	IVANOVA Evgeniya	RUS	3	1	1	100.0
1	8	KESZTHELYI Rita	HUN	3	1	1	100.0
1	4	ORTIZ MUNOZ Beatriz	ESP	3	1	1	100.0
1	7	WEBSTER Rowie	AUS	3	1	1	100.0



Individual Statistics

Estatísticas individuais / Statistiques individuelles

As of FRI 19 AUG 2016 at 16:41

Players ranked by goals scored / sprints won

Finals

EXTRA PLAYER SHOTS

Rk	Cap No.	Name	Team	MP	Goals	Shots	%
1	8	KESZTHELYI Rita	HUN	3	4	4	100.0
1	10	TARRAGO AYMERICH Roser	ESP	3	4	5	80.0
3	4	KISTELEKI Hanna	HUN	3	3	5	60.0
3	7	LISUNOVA Ekaterina	RUS	3	3	4	75.0
3	12	LOPEZ VENTOSA Laura	ESP	3	3	4	75.0

9 players tied for 6th place with 2 goals therefore cannot fit in the list of top 12

ACTION SHOTS

Rk	Cap No.	Name	Team	MP	Goals	Shots	%
1	2	GLYZINA Nadezhda	RUS	3	5	8	62.5
2	3	GARIBOTTI Arianna	ITA	3	3	3	100.0
3	3	ANTAL Dora	HUN	3	2	5	40.0
3	10	BUJKA Barbara	HUN	3	2	3	66.7
3	9	FORCA ARIZA Judith	ESP	3	2	2	100.0
3	7	MATHEWSON Courtney	USA	3	2	3	66.7
3	8	McGHIE Glencora	AUS	3	2	6	33.3
3	8	NEUSHUL Kiley	USA	3	2	4	50.0
3	6	STEFFENS Maggie	USA	3	2	3	66.7

21 players tied for 10th place with 1 goal therefore cannot fit in the list of top 12

5m SHOTS

Rk	Cap No.	Name	Team	MP	Goals	Shots	%
1	2	MA Huanhuan	CHN	3	5	9	55.6
2	5	RADICCHI Federica	ITA	3	4	8	50.0
2	10	SOUTHERN Ash	AUS	3	4	9	44.4
4	6	CHIAPPINI Izabella	BRA	3	3	18	16.7
4	7	di MARIO Tania	ITA	3	3	11	27.3
4	3	GARIBOTTI Arianna	ITA	3	3	9	33.3
4	10	TARRAGO AYMERICH Roser	ESP	3	3	9	33.3

8 players tied for 8th place with 2 goals therefore cannot fit in the list of top 12

COUNTER ATTACK SHOTS

Rk	Cap No.	Name	Team	MP	Goals	Shots	%
1	8	NEUSHUL Kiley	USA	3	3	3	100.0
2	6	CHIAPPINI Izabella	BRA	3	2	2	100.0
2	2	GLYZINA Nadezhda	RUS	3	2	3	66.7

12 players tied for 4th place with 1 goal therefore cannot fit in the list of top 12

PENALTY SHOTS

Rk	Cap No.	Name	Team	MP	Goals	Shots	%
1	8	BIANCONI Roberta	ITA	3	3	4	75.0
2	8	KESZTHELYI Rita	HUN	3	2	2	100.0
2	10	TARRAGO AYMERICH Roser	ESP	3	2	4	50.0

10 players tied for 4th place with 1 goal therefore cannot fit in the list of top 12

CENTRE SHOTS

Rk	Cap No.	Name	Team	MP	Goals	Shots	%
1	10	BUJKA Barbara	HUN	3	4	7	57.1
1	11	GARCIA GODOY Maica	ESP	3	4	4	100.0
3	6	STEFFENS Maggie	USA	3	3	3	100.0
4	3	BUCKLING Hannah	AUS	3	2	2	100.0
4	12	CRAIG Kami	USA	3	2	3	66.7
4	2	GLYZINA Nadezhda	RUS	3	2	2	100.0

12 players tied for 7th place with 1 goal therefore cannot fit in the list of top 12

LEADING SPRINTERS

Rk	Cap No.	Name	Team	MP	Won	Sprints	%
1	4	FATTAL Rachel	USA	3	8	12	66.7
1	8	KESZTHELYI Rita	HUN	3	8	12	66.7
3	10	TARRAGO AYMERICH Roser	ESP	3	7	10	70.0
4	7	di MARIO Tania	ITA	3	6	12	50.0
5	5	NIU Guannan	CHN	3	5	11	45.5
6	3	ZABLITH Marina	BRA	3	4	7	57.1
7	12	ZAGAME Nicola	AUS	3	3	5	60.0
8	5	GOFERS Keesja	AUS	3	2	5	40.0
8	7	LISUNOVA Ekaterina	RUS	3	2	4	50.0
10	5	BARRONCAS Lucianne	BRA	3	1	5	20.0
10	3	ESPAR LLAQUET Anna	ESP	3	1	2	50.0
10	6	GORBUNOVA Olga	RUS	3	1	3	33.3



Individual Statistics

Estatísticas individuais / Statistiques individuelles

As of FRI 19 AUG 2016 at 16:41

Players ranked by goals scored / sprints won

Overall (Preliminary + Finals)

EXTRA PLAYER SHOTS

Rk	Cap No.	Name	Team	MP	Goals	Shots	%
1	8	KESZTHELYI Rita	HUN	6	6	7	85.7
2	3	GARIBOTTI Arianna	ITA	6	5	7	71.4
2	12	LOPEZ VENTOSA Laura	ESP	6	5	8	62.5
4	8	BIANCONI Roberta	ITA	6	4	6	66.7
4	2	MA Huanhuan	CHN	6	4	9	44.4
4	2	MUSSELMAN Madeline	USA	6	4	5	80.0
4	5	NIU Guannan	CHN	6	4	5	80.0
4	10	TARRAGO AYMERICH Roser	ESP	6	4	7	57.1

6 players tied for 9th place with 3 goals therefore cannot fit in the list of top 12

PENALTY SHOTS

Rk	Cap No.	Name	Team	MP	Goals	Shots	%
1	10	TARRAGO AYMERICH Roser	ESP	6	6	9	66.7
2	8	BIANCONI Roberta	ITA	6	4	5	80.0
2	10	BUJKA Barbara	HUN	6	4	4	100.0
2	8	KESZTHELYI Rita	HUN	6	4	4	100.0
2	9	ZHAO Zihan	CHN	6	4	6	66.7
6	7	WEBSTER Rowie	AUS	6	3	3	100.0
7	2	GLYZINA Nadezhda	RUS	6	2	2	100.0
7	2	MUSSELMAN Madeline	USA	6	2	2	100.0
7	3	PROKOFYEVA Ekaterina	RUS	6	2	2	100.0
7	10	SOUTHERN Ash	AUS	6	2	3	66.7

6 players tied for 11th place with 1 goal therefore cannot fit in the list of top 12

ACTION SHOTS

Rk	Cap No.	Name	Team	MP	Goals	Shots	%
1	2	GLYZINA Nadezhda	RUS	6	7	13	53.8
2	6	STEFFENS Maggie	USA	6	5	7	71.4
3	8	McGHIE Glencora	AUS	6	4	8	50.0
3	2	MUSSELMAN Madeline	USA	6	4	10	40.0

11 players tied for 5th place with 3 goals therefore cannot fit in the list of top 12

CENTRE SHOTS

Rk	Cap No.	Name	Team	MP	Goals	Shots	%
1	11	GARCIA GODOY Maica	ESP	6	9	9	100.0
2	10	BUJKA Barbara	HUN	6	7	12	58.3
3	6	STEFFENS Maggie	USA	6	6	6	100.0
4	12	CRAIG Kami	USA	6	3	4	75.0
4	8	SIMANOVICH Anastasia	RUS	6	3	8	37.5

11 players tied for 6th place with 2 goals therefore cannot fit in the list of top 12

5m SHOTS

Rk	Cap No.	Name	Team	MP	Goals	Shots	%
1	6	CHIAPPINI Izabella	BRA	6	7	35	20.0
2	2	MA Huanhuan	CHN	6	6	21	28.6
3	5	RADICCHI Federica	ITA	6	5	12	41.7
3	10	SOUTHERN Ash	AUS	6	5	12	41.7
5	7	di MARIO Tania	ITA	6	4	22	18.2
5	9	EMMOLO Giulia	ITA	6	4	10	40.0
5	3	GARIBOTTI Arianna	ITA	6	4	15	26.7

8 players tied for 8th place with 3 goals therefore cannot fit in the list of top 12

LEADING SPURTERS

Rk	Cap No.	Name	Team	MP	Won	Sprints	%
1	4	FATTAL Rachel	USA	6	17	23	73.9
2	10	TARRAGO AYMERICH Roser	ESP	6	13	20	65.0
3	7	di MARIO Tania	ITA	6	11	22	50.0
4	8	KESZTHELYI Rita	HUN	6	10	20	50.0
5	5	NIU Guannan	CHN	6	9	22	40.9
5	3	ZABLITH Marina	BRA	6	9	15	60.0
7	7	LISUNOVA Ekaterina	RUS	6	6	8	75.0
8	5	BARRONCAS Lucianne	BRA	6	4	8	50.0
8	12	ZAGAME Nicola	AUS	6	4	6	66.7
10	9	ARANCINI Zoe	AUS	6	3	9	33.3
10	3	ESPAR LLAQUET Anna	ESP	6	3	4	75.0
10	5	GOFERS Keesja	AUS	6	3	9	33.3

COUNTER ATTACK SHOTS

Rk	Cap No.	Name	Team	MP	Goals	Shots	%
1	6	CHIAPPINI Izabella	BRA	6	3	3	100.0
1	8	NEUSHUL Kiley	USA	6	3	3	100.0
3	2	GLYZINA Nadezhda	RUS	6	2	3	66.7

19 players tied for 4th place with 1 goal therefore cannot fit in the list of top 12

Legend:

%	Efficiency	MP	Matches Played	No.	Number	Rk	Rank
---	------------	----	----------------	-----	--------	----	------



Individual Statistics - Leading Scorers

Estatísticas individuais - artilheiros / Statistiques individuelles - meilleurs buteurs

As of FRI 19 AUG 2016 at 16:41

Players ranked by goals scored

Rank	Cap No.	Name	Team	Matches played	Preliminary Round	Finals	Overall	
					Goals/Shots	Goals/Shots	Goals/Shots	%
1	6	STEFFENS Maggie	USA	6	10 / 14	7 / 10	17 / 24	70.8
2	10	BUJKA Barbara	HUN	6	8 / 11	7 / 12	15 / 23	65.2
2	10	TARRAGO AYMERICH Roser	ESP	6	4 / 15	11 / 20	15 / 35	42.9
4	8	KESZTHELYI Rita	HUN	6	6 / 18	8 / 18	14 / 36	38.9
4	10	SOUTHERN Ash	AUS	6	7 / 15	7 / 14	14 / 29	48.3
6	8	BIANCONI Roberta	ITA	6	7 / 14	6 / 19	13 / 33	39.4
6	2	GLYZINA Nadezhda	RUS	6	3 / 8	10 / 19	13 / 27	48.1
8	6	CHIAPPINI Izabella	BRA	6	6 / 25	6 / 24	12 / 49	24.5
8	3	GARIBOTTI Arianna	ITA	6	5 / 14	7 / 14	12 / 28	42.9
8	2	MUSSELMAN Madeline	USA	6	8 / 15	4 / 10	12 / 25	48.0
11	11	GARCIA GODOY Maica	ESP	6	7 / 9	4 / 5	11 / 14	78.6
11	2	MA Huanhuan	CHN	6	5 / 19	6 / 13	11 / 32	34.4
11	7	WEBSTER Rowie	AUS	6	7 / 15	4 / 9	11 / 24	45.8
14	12	LOPEZ VENTOSA Laura	ESP	6	5 / 15	5 / 11	10 / 26	38.5
14	8	NEUSHUL Kiley	USA	6	3 / 8	7 / 12	10 / 20	50.0
16	3	PROKOFYEVA Ekaterina	RUS	6	5 / 15	4 / 13	9 / 28	32.1
16	8	ZHANG Cong	CHN	6	4 / 12	5 / 15	9 / 27	33.3
16	9	ZHAO Zihan	CHN	6	4 / 16	5 / 18	9 / 34	26.5
19	2	CZIGANY Dora	HUN	6	5 / 9	3 / 7	8 / 16	50.0

7 players tied for 20th place with 7 goals therefore cannot fit in the list of top 25

Legend:		
%	Efficiency	No. Number



Goalkeeper Statistics

Estatísticas dos goleiros / Statistiques de gardien de but

As of FRI 19 AUG 2016 at 16:41

Goalkeepers sorted by NOC

Preliminary Round

Team	Name	Cap No.	Matches Played in	Min.	Shots on Goal			Penalty Shots on Goal			Counter Attack Assists	Steals
					Saves	Shots	%	Saves	Shots	%		
AUS	WAKEFIELD Kelsey	13	3	58	8	20	40.0	0	1	0.0		1
AUS	YANITSAS Lea	1	3	38	9	12	75.0					1
BRA	CHAMORRO Victoria	13	3	32	8	22	36.4	0	2	0.0		3
BRA	OLIVEIRA Tess	1	3	64	19	38	50.0	0	2	0.0	1	4
CHN	PENG Lin	13	3	1								
CHN	YANG Jun	1	3	95	21	58	36.2	0	3	0.0		9
ESP	ESTER RAMOS Laura	1	3	80	18	43	41.9	1	6	16.7	1	2
ESP	HERRERA FERNANDEZ Patricia	13	3	16	1	5	20.0	0	1	0.0		1
HUN	GANGL Edina	1	3	64	13	35	37.1	0	4	0.0		2
HUN	KASO Orsolya	13	3	32	9	20	45.0	0	1	0.0		
ITA	GORLERO Giulia	1	3	93	33	47	70.2	0	1	0.0		3
ITA	TEANI Laura	13	3	3	0	1	0.0					
RUS	KARNAUKH Anna	13	3	45	11	21	52.4					1
RUS	USTYUKHINA Anna	1	3	51	7	28	25.0	1	2	50.0		1
USA	HILL Sami	1	3	5	3	3	100.0					
USA	JOHNSON Ashleigh	13	3	91	28	42	66.7	0	1	0.0		8

Final Rounds

Team	Name	Cap No.	Matches Played in	Min.	Shots on Goal			Penalty Shots on Goal			Counter Attack Assists	Steals
					Saves	Shots	%	Saves	Shots	%		
AUS	WAKEFIELD Kelsey	13	3	35	10	18	55.6	1	3	33.3	1	1
AUS	YANITSAS Lea	1	3	61	18	34	52.9	0	1	0.0	2	2
BRA	CHAMORRO Victoria	13	3	57	15	33	45.5	0	2	0.0	1	4
BRA	OLIVEIRA Tess	1	3	39	15	31	48.4	1	3	33.3	1	3
CHN	PENG Lin	13	3	3	0	2	0.0					
CHN	YANG Jun	1	3	93	34	60	56.7	1	2	50.0	1	2
ESP	ESTER RAMOS Laura	1	3	96	23	51	45.1	2	5	40.0	1	1
HUN	GANGL Edina	1	3	25	2	10	20.0					3
HUN	KASO Orsolya	13	3	71	18	44	40.9					3
ITA	GORLERO Giulia	1	3	95	32	59	54.2	0	1	0.0		3
ITA	TEANI Laura	13	3	1	0	1	0.0					
RUS	KARNAUKH Anna	13	3	82	16	46	34.8	1	5	20.0	1	4
RUS	USTYUKHINA Anna	1	3	14	3	7	42.9	0	1	0.0		3
USA	HILL Sami	1	3	11	3	7	42.9					
USA	JOHNSON Ashleigh	13	3	85	23	37	62.2	1	1	100.0	3	9



Goalkeeper Statistics

Estatísticas dos goleiros / Statistiques de gardien de but

As of FRI 19 AUG 2016 at 16:41

Goalkeepers sorted by NOC

Overall (Preliminary + Final Rounds)

Team	Name	Cap No.	Matches Played in	Min.	Shots on Goal			Penalty Shots on Goal			Counter Attack Assists	Steals
					Saves	Shots	%	Saves	Shots	%		
AUS	WAKEFIELD Kelsey	13	6	93	18	38	47.4	1	4	25.0	1	2
AUS	YANITSAS Lea	1	6	99	27	46	58.7	0	1	0.0	2	3
BRA	CHAMORRO Victoria	13	6	89	23	55	41.8	0	4	0.0	1	7
BRA	OLIVEIRA Tess	1	6	103	34	69	49.3	1	5	20.0	2	7
CHN	PENG Lin	13	6	4	0	2	0.0					
CHN	YANG Jun	1	6	188	55	118	46.6	1	5	20.0	1	11
ESP	ESTER RAMOS Laura	1	6	176	41	94	43.6	3	11	27.3	2	3
ESP	HERRERA FERNANDEZ Patricia	13	6	16	1	5	20.0	0	1	0.0		1
HUN	GANGL Edina	1	6	89	15	45	33.3	0	4	0.0		5
HUN	KASO Orsolya	13	6	103	27	64	42.2	0	1	0.0		3
ITA	GORLERO Giulia	1	6	188	65	106	61.3	0	2	0.0		6
ITA	TEANI Laura	13	6	4	0	2	0.0					
RUS	KARNAUKH Anna	13	6	127	27	67	40.3	1	5	20.0	1	5
RUS	USTYUKHINA Anna	1	6	65	10	35	28.6	1	3	33.3		4
USA	HILL Sami	1	6	15	6	10	60.0					
USA	JOHNSON Ashleigh	13	6	177	51	79	64.6	1	2	50.0	3	17

Legend:

% Efficiency **Min.** Minutes Played **No.** Number



Team Roster
Composição da equipe / Composition de l'équipe
As of FRI 5 AUG 2016

AUS - Australia

Cap No.	Name	Pos	L/R	Height m / ft in	Weight kg / lbs	Date of Birth	Club	OG / Goals	Int. Matches Played
1	YANITSAS Lea	GK	R	1.73 / 5'8"	77 / 170	15 MAR 1989	Sydney University Lions, Sydney (AUS)	-	122
2	BEADSWORTH Gemma	CF	R	1.80 / 5'11"	78 / 172	17 JUL 1987	Fremantle Marlins, Perth (AUS)	2 / 19	266
3	BUCKLING Hannah	CB	R	1.77 / 5'10"	75 / 165	3 JUN 1992	Sydney University Lions, Sydney (AUS)	-	107
4	LINCOLN-SMITH Holly	CF	R	1.83 / 6'0"	82 / 181	26 MAR 1988	Cronulla Sharks, Sydney (AUS)	1 / 5	181
5	GOFERS Keesja	D	R	1.76 / 5'9"	64 / 141	16 MAR 1990	Sydney University Lions, Sydney (AUS)	-	128
6	KNOX Bronwen (C)	D	R	1.82 / 6'0"	88 / 194	16 APR 1986	UNSW Wests Killer Whales, Sydney (AUS)	2 / 16	326
7	WEBSTER Rowie	CB	R	1.78 / 5'10"	80 / 176	27 DEC 1987	Victorian Seals, Melbourne (AUS)	1 / 12	228
8	McGHIE Glencora	D	R	1.78 / 5'10"	68 / 150	8 AUG 1988	Fremantle Marlins, Perth (AUS)	1 / 6	206
9	ARANCINI Zoe	D	R	1.70 / 5'7"	70 / 154	14 JUL 1991	Fremantle Marlins, Perth (AUS)	-	181
10	SOUTHERN Ash	D	R	1.88 / 6'2"	82 / 181	22 OCT 1992	Brisbane Barracudas, Brisbane (AUS)	1 / 12	156
11	BISHOP Isobel	D	L	1.80 / 5'11"	72 / 159	8 SEP 1991	Sydney University Lions, Sydney (AUS)	-	125
12	ZAGAME Nicola	D	R	1.74 / 5'9"	72 / 159	11 AUG 1990	Cronulla Sharks, Sydney (AUS)	1 / 12	204
13	WAKEFIELD Kelsey	GK	L	1.78 / 5'10"	64 / 141	1 JUN 1991	Brisbane Barracudas, Brisbane (AUS)	-	149

Head Coach McFADDEN Greg
Official DENIS Eddie
Official MASLAN Dalibor

Legend:									
(C)	Captain	CB	Centre Back	CF	Centre Forward	D	Driver	GK	Goalkeeper
Int.	International	L	Left	L/R	Handedness	No.	Number		
OG/Goals	Participation and goals scored in Olympic Games			Pos.	Playing Position	R	Right		



Cumulative Statistics

Estatísticas acumuladas / Statistiques cumulatives

BRA - Brazil After 6 matches

Preliminary Round

Cap No.	Name	MP	Min.	Goals/Shots								AS	TF	ST	BL	SP	Personal Fouls						
				Total	%	A	C	X	5m	PS	CA						20C	20F	2EX	P	EX		
1	OLIVEIRA Tess	3	64									1	1	4									
2	ABLA Diana	3	65	4/11	36.4	0/4	1/1	2/3	1/3			1	2	2	1					3		1	
3	ZABLITH Marina	3	94	2/9	22.2	0/2	1/3	1/1	0/3			1	8	1				5/8		2		2	
4	CANETTI Marina	3	45	0/2	0.0	0/2							3	1	1								
5	BARRONCAS Lucianne	3	31										2	1	1			3/3		1		1	
6	CHIAPPINI Izabella	3	94	6/25	24.0	0/4	0/1	1/2	4/17			2	8	2	1		0/1			1		2	
7	OLIVEIRA Amanda	3	51	1/11	9.1	1/5			0/6				1	3					2		3		
8	CARVALHO Luiza	3	8																				
9	PEDROSA Camila	3	62										2	2									
10	BAHIA Viviane	3	53	0/3	0.0		0/1		0/2								1		6		1	2	
11	DUARTE Mariana	3	42	0/10	0.0	0/1		0/4	0/5				2	1					1		2		
12	MANTELLATO Gabriela	3	30										4						1		3	1 1	
13	CHAMORRO Victoria	3	32																				
Totals				13/71	18.3	1/18	2/6	4/10	5/36			1/1	5	43	20	5	8/12		16	13		4	3
Against				33/89	37.1	10/28	6/14	6/16	5/24	4/4	2/3		11	31	25	9	4/12		11	17			2

Cap No.	Goalkeepers	Saves/Shots							
		Total	%	A	C	X	5m	PS	CA
1	OLIVEIRA Tess	19/38	50.0	9/14	3/7	4/8	3/6	0/2	0/1
13	CHAMORRO Victoria	8/22	36.4	3/8	0/2	3/5	2/4	0/2	0/1
Totals		27/60	45.0	12/22	3/9	7/13	5/10	0/4	0/2

Timeouts	11
Exclusions with Substitution	3
Exclusions w/Subst after 4 min.	0

Match	Possession		EX	2EX	Goals (G) / Misses (M)										Extramen Efficiency			CT
	#	Time			X		AA		FT		5mF		PS		G	ATT	%	
					G	M	G	M	G	M	G	M	G	M				
ITA - BRA	37	15:41	2		0	1	3	9		3		12			0	1	0.0	
RUS - BRA	37	17:55	1		3	3	1	6	2	2	1	4			3	6	50.0	1
AUS - BRA	36	17:07			1	2		6	1	1	1	9			1	3	33.3	1
Totals	110	50:43	3		4	6	4	21	3	6	2	25			4	10	40.0	2

Finals

Cap No.	Name	MP	Min.	Goals/Shots								AS	TF	ST	BL	SP	Personal Fouls						
				Total	%	A	C	X	5m	PS	CA						20C	20F	2EX	P	EX		
1	OLIVEIRA Tess	3	39									1		3									
2	ABLA Diana	3	73	0/14	0.0	0/1			0/13				5	1	1				3			1	
3	ZABLITH Marina	3	93	0/8	0.0	0/1	0/1		0/6				10	1	2		4/7		3			1	
4	CANETTI Marina	3	36	0/2	0.0			0/1	0/1				4	1					1			1	
5	BARRONCAS Lucianne	3	31											1		1/5							
6	CHIAPPINI Izabella	3	89	6/24	25.0	1/2		0/1	3/18	0/1	2/2		8	6	1				4				
7	OLIVEIRA Amanda	3	48	3/12	25.0	0/2		2/3	1/7				4	3					2			1	
8	CARVALHO Luiza	3	17																1				
9	PEDROSA Camila	3	48										2	1	2				1		1	1	
10	BAHIA Viviane	3	40	0/5	0.0		0/1		0/4				2	2	1				4		3	1 2	
11	DUARTE Mariana	3	56	2/11	18.2	0/3			2/8				2	1	1				1				
12	MANTELLATO Gabriela	3	44	1/3	33.3	0/1	0/1		1/1				2	1	1								
13	CHAMORRO Victoria	3	57										1	1	4								
Totals				12/79	15.2	1/10	0/3	2/5	7/58	0/1	2/2		2	46	25	9	5/12		13	11		6	3
Against				34/91	37.4	6/21	4/14	8/15	7/29	4/5	5/7		18	36	28	10	7/12		7	5		1	

Cap No.	Goalkeepers	Saves/Shots							
		Total	%	A	C	X	5m	PS	CA
1	OLIVEIRA Tess	15/31	48.4	5/9	2/5	2/5	5/7	1/3	0/2
13	CHAMORRO Victoria	15/33	45.5	3/5	6/7	2/7	3/8	0/2	1/4
Totals		30/64	46.9	8/14	8/12	4/12	8/15	1/5	1/6

Timeouts	12
Exclusions with Substitution	3
Exclusions w/Subst after 4 min.	0

Match	Possession		EX	2EX	Goals (G) / Misses (M)										Extramen Efficiency			CT				
	#	Time			X		AA		FT		5mF		PS		G	ATT	%					
					G	M	G	M	G	M	G	M	G	M								
BRA - USA	39	16:55						2	1	4	2	15										1
AUS - BRA	39	15:54	2		1	1	2	5		7	1	7			1	1		2				50.0
BRA - CHN	40	16:31	1		1	2	1	5	2	1	1	17			1	3		3				33.3
Totals	118	49:20	3		2	3	3	12	3	12	4	39			1	2		5				40.0



Cumulative Statistics
Estatísticas acumuladas / Statistiques cumulatives

BRA - Brazil
After 6 matches

Overall (Preliminary Round + Finals)

Cap No.	Name	MP	Min.	Goals/Shots							AS	TF	ST	BL	SP	Personal Fouls				
				Total	%	A	C	X	5m	PS						CA	20C	20F	2EX	P
1	OLIVEIRA Tess	6	103									2	1	7						
2	ABLA Diana	6	139	4/25	16.0	0/5	1/1	2/3	1/16			1	7	3	2			6	2	
3	ZABLITH Marina	6	188	2/17	11.8	0/3	1/4	1/1	0/9			1	18	2	2	9/15	5	2	1	
4	CANETTI Marina	6	81	0/4	0.0	0/2		0/1	0/1			7	2	1			1	1		
5	BARRONCAS Lucianne	6	62									2	2	1	4/8	1	1			
6	CHIAPPINI Izabella	6	183	12/49	24.5	1/6	0/1	1/3	7/35	0/1	3/3	2	16	8	2	0/1	5	2		
7	OLIVEIRA Amanda	6	99	4/23	17.4	1/7		2/3	1/13			5	6			2	5	1		
8	CARVALHO Luiza	6	26													1				
9	PEDROSA Camila	6	110									4	3	2		1	1	1	1	
10	BAHIA Viviane	6	93	0/8	0.0		0/2		0/6			2	2	2		10	4	1	4	
11	DUARTE Mariana	6	97	2/21	9.5	0/4		0/4	2/13			4	2	1		2	2			
12	MANTELLATO Gabriela	6	75	1/3	33.3	0/1	0/1		1/1			6	1	1		1	3	1	1	
13	CHAMORRO Victoria	6	89									1	1	7						
Totals				25/150	16.7	2/28	2/9	6/15	12/94	0/1	3/3	7	89	45	14	13/24	29	24	10	6
Against				67/180	37.2	16/49	10/28	14/31	12/53	8/9	7/10	29	67	53	19	11/24	18	22	1	2

Cap No.	Goalkeepers	Saves/Shots							
		Total	%	A	C	X	5m	PS	CA
1	OLIVEIRA Tess	34/69	49.3	14/23	5/12	6/13	8/13	1/5	0/3
13	CHAMORRO Victoria	23/55	41.8	6/13	6/9	5/12	5/12	0/4	1/5
Totals		57/124	46.0	20/36	11/21	11/25	13/25	1/9	1/8

Timeouts	23
Exclusions with Substitution	6
Exclusions w/Subst after 4 min.	0

Match	Possession		EX	2EX	Goals (G) / Misses (M)						Extramem Efficiency			CT				
	#	Time			X		AA		FT		5mF		PS					
					G	M	G	M	G	M	G	M	G		ATT	%		
Totals	228	1:40:03	6		6	9	7	33	6	18	6	64		1	6	15	40.0	9

Legend:				
#	Number of possessions	%	Efficiency	
20F	20 seconds exclusion in the field		20C	20 seconds exclusion in the centre forward position
A	Action shot	AA	All action shots (A, C and CA)	
BL	Blocked shots	C	Centre shot	
FT	Free throw	G	Goals	
No.	Number	P	Penalty	
TF	Turnover Fouls	X	Extra player shot	
			2EX	Double Exclusion
			5m	5 metre shot
			AS	Assists
			CA	Counter Attack
			M.	Minutes Played
			PS	Penalty shot
			SP	Sprint (Won/Sprints)
			5mF	5m shot in the field
			ATT	Attempts
			EX	Exclusion
			MP	Matches Played
			ST	Steals



Team Roster
Composição da equipe / Composition de l'équipe
As of MON 8 AUG 2016

BRA - Brazil

Cap No.	Name	Pos	L/R	Height m / ft in	Weight kg / lbs	Date of Birth	Club	OG / Goals	Int. Matches Played
1	OLIVEIRA Tess	GK	R	1.65 / 5'5"	58 / 128	6 JAN 1987	E.C.PINHEIROS, SÃO PAULO (BRA)	-	130
2	ABLA Diana	D	R	1.75 / 5'9"	75 / 165	29 JUL 1995	E.C.PINHEIROS, SÃO PAULO (BRA)	-	100
3	ZABLITH Marina (C)	CB	R	1.80 / 5'11"	73 / 161	4 MAR 1987	E.C.PINHEIROS, SÃO PAULO (BRA)	-	150
4	CANETTI Marina	CF	R	1.69 / 5'7"	63 / 139	24 JAN 1983	C.R.FLAMENGO, RIO DE JANEIRO (BRA)	-	150
5	BARRONCAS Lucianne	D	R	1.69 / 5'7"	64 / 141	1 APR 1988	E.C.PINHEIROS, SÃO PAULO (BRA)	-	70
6	CHIAPPINI Izabella	D	R	1.70 / 5'7"	59 / 130	28 SEP 1995	E.C.PINHEIROS, SÃO PAULO (BRA)	-	120
7	OLIVEIRA Amanda	D	R	1.69 / 5'7"	58 / 128	6 JAN 1987	E.C.PINHEIROS, SÃO PAULO (BRA)	-	130
8	CARVALHO Luiza	CF	R	1.82 / 6'0"	79 / 174	2 JUL 1983	E.C.PINHEIROS, SÃO PAULO (BRA)	-	150
9	PEDROSA Camila	D	R	1.72 / 5'8"	68 / 150	12 MAR 1975	C.A.PAULISTANO, SÃO PAULO (BRA)	-	200
10	BAHIA Viviane	CB	R	1.76 / 5'9"	67 / 148	14 FEB 1994	E.C.PINHEIROS, SÃO PAULO (BRA)	-	100
11	DUARTE Mariana	D	R	1.70 / 5'7"	67 / 148	5 OCT 1996	C.PAINEIRAS MORUMBY, SÃO PAULO (BRA)	-	90
12	MANTELLATO Gabriela	CF	R	1.75 / 5'9"	76 / 168	28 OCT 1991	E.C.PINHEIROS, SÃO PAULO (BRA)	-	120
13	CHAMORRO Victoria	GK	R	1.76 / 5'9"	78 / 172	10 JUL 1996	C.PAINEIRAS MORUMBY, SÃO PAULO (BRA)	-	80

Head Coach OATEN Patrick (CAN)
Official CHIAPPINI Roberto
Official CUESTA Pablo

Legend:									
(C)	Captain	CB	Centre Back	CF	Centre Forward	D	Driver	GK	Goalkeeper
Int.	International	L/R	Handedness	No.	Number	OG/Goals	Participation and goals scored in Olympic Games		
Pos.	Playing Position	R	Right						



Cumulative Statistics
Estatísticas acumuladas / Statistiques cumulatives

CHN - China
After 6 matches

Preliminary Round

Cap No.	Name	MP	Min.	Goals/Shots								AS	TF	ST	BL	SP	Personal Fouls											
				Total	%	A	C	X	5m	PS	CA						20C	20F	2EX	P	EX							
1	YANG Jun	3	95	0/2	0.0					0/2			1	9														
2	MA Huanhuan	3	83	5/19	26.3			4/7	1/12			4	5	2									2	1				
3	MEI Xiaohan	3	43	2/3	66.7		1/2	1/1															2	1	1	1		
4	XIONG Dunhan	3	37	0/4	0.0	0/1	0/3						2	1														
5	NIU Guannan	3	74	5/15	33.3	0/2	0/1	3/4	2/8				4	1		4/11							2		1			
6	SUN Yating	3	57	0/1	0.0		0/1						8	1														
7	SONG Donglun	3	35	0/4	0.0	0/1		0/2	0/1			1	1	1									1	2		1		
8	ZHANG Cong	3	72	4/12	33.3		1/1	2/4	1/7				7	1									1	3			1	
9	ZHAO Zihan	3	91	4/16	25.0	1/4		0/1	0/7	3/4		2	8	2		0/1							1	2				
10	ZHANG Weiwei	3	22	1/4	25.0	1/2			0/2																			
11	WANG Xinyan	3	48	1/3	33.3			0/1	1/2						3								3	3				
12	ZHANG Jing	3	13	1/3	33.3			1/2	0/1						3								1					
13	PENG Lin	3	1																									
Totals				23/86	26.7	2/10	2/8	11/22	5/42	3/4		7	42	21	1	4/12							11	14		3	2	
Against				37/79	46.8	11/25	9/12	9/15	3/20	3/3	2/4		16	46	22	10	8/12							14	16		4	3

Cap No.	Goalkeepers	Saves/Shots								Timeouts	
		Total	%	A	C	X	5m	PS	CA		
1	YANG Jun	21/58	36.2	8/19	3/12	1/10	7/10	0/3	2/4		10
13	PENG Lin										2
Totals		21/58	36.2	8/19	3/12	1/10	7/10	0/3	2/4		0

Match	Possession		EX	2EX	Goals (G) / Misses (M)										Extram Efficiency			CT
	#	Time			X		AA		FT		5mF		PS		G	ATT	%	
					G	M	G	M	G	M	G	M	G	M				
CHN - HUN	42	15:38	1		5	2	2	3		3	2	12	2		5	6	83.3	2
CHN - USA	39	16:27			2	4		8		2	1	11	1		2	5	40.0	3
CHN - ESP	37	14:50	1		4	5	2	3		1	2	8		1	4	7	57.1	2
Totals	118	46:55	2		11	11	4	14		6	5	31	3	1	11	18	61.1	7

Finals

Cap No.	Name	MP	Min.	Goals/Shots								AS	TF	ST	BL	SP	Personal Fouls											
				Total	%	A	C	X	5m	PS	CA						20C	20F	2EX	P	EX							
1	YANG Jun	3	93									1		2									1	1				
2	MA Huanhuan	3	67	6/13	46.2	1/2		0/2	5/9			5		2	1								2	1				
3	MEI Xiaohan	3	53	1/5	20.0	0/2		1/2	0/1				1										3	1			1	
4	XIONG Dunhan	3	21										5										1					
5	NIU Guannan	3	68	1/17	5.9	0/3		1/1	0/13			1	5	4	2	5/11						1	1					
6	SUN Yating	3	72	1/3	33.3		1/3					1	11	2														
7	SONG Donglun	3	40	1/5	20.0			0/1	1/4				1	2	2								1	1				
8	ZHANG Cong	3	78	5/15	33.3	1/3		1/4	2/7				1	1	1	1							2					
9	ZHAO Zihan	3	84	5/18	27.8	0/4		1/1	2/10	1/2	1/1	2	8	1	1	0/1							2			1		
10	ZHANG Weiwei	3	24	0/2	0.0	0/1			0/1						2	1								1				
11	WANG Xinyan	3	42	2/4	50.0	0/1		1/1	1/2						4	1							4					
12	ZHANG Jing	3	26	1/8	12.5	0/1		0/3	0/2	1/1	0/1																	
13	PENG Lin	3	3																									
Totals				23/90	25.6	2/17	1/3	5/15	11/49	2/3	2/3		11	38	19	8	5/12							15	7		2	1
Against				28/92	30.4	5/13	4/8	9/19	7/47	1/2	2/3		11	36	24	15	7/12							11	12		4	3

Match	Possession		EX	2EX	Goals (G) / Misses (M)										Extram Efficiency			CT
	#	Time			X		AA		FT		5mF		PS		G	ATT	%	
					G	M	G	M	G	M	G	M	G	M				
ITA - CHN	40	15:50	1		0	1	1	10		1	6	14		0	1	0.0	3	
ESP - CHN	39	15:42			3	8	1	3		3	1	9	1	1	3	10	30.0	3
BRA - CHN	37	15:29			2	1	3	5	1	2	3	9	1		2	2	100.0	1
Totals	116	47:01	1		5	10	5	18	1	6	10	32	2	1	5	13	38.5	7



Cumulative Statistics
Estatísticas acumuladas / Statistiques cumulatives

CHN - China
After 6 matches

Overall (Preliminary Round + Finals)

Cap No.	Name	MP	Min.	Goals/Shots								AS	TF	ST	BL	SP	Personal Fouls				
				Total	%	A	C	X	5m	PS	CA						20C	20F	2EX	P	EX
1	YANG Jun	6	188	0/2	0.0				0/2			1	1	11					1	1	
2	MA Huanhuan	6	150	11/32	34.4	1/2		4/9	6/21			9	5	4	1				4	2	
3	MEI Xiaohan	6	96	3/8	37.5	0/2	1/2	2/3	0/1				1		1			5	2	1	2
4	XIONG Dunhan	6	58	0/4	0.0	0/1	0/3						7	1					1		
5	NIU Guannan	6	142	6/32	18.8	0/5	0/1	4/5	2/21			1	9	5	2	9/22		1	3	1	
6	SUN Yating	6	130	1/4	25.0		1/4					1	19	3							
7	SONG Donglun	6	75	1/9	11.1	0/1		0/3	1/5			1	2	3	2			2	3	1	
8	ZHANG Cong	6	150	9/27	33.3	1/3	1/1	3/8	3/14		1/1	1	8	2	1			3	3		1
9	ZHAO Zihan	6	175	9/34	26.5	1/8		1/2	2/17	4/6	1/1	4	16	3	1	0/2		3	2	1	
10	ZHANG Weiwei	6	46	1/6	16.7	1/3			0/3				2	1					1		
11	WANG Xinyan	6	90	3/7	42.9	0/1		1/2	2/4					7	1			7	3		
12	ZHANG Jing	6	40	2/11	18.2	0/1		1/5	0/3	1/1	0/1		3					1			
13	PENG Lin	6	4																		
Totals				46/176	26.1	4/27	3/11	16/37	16/91	5/7	2/3	18	80	40	9	9/24		26	21	5	3
Against				65/171	38.0	16/38	13/20	18/34	10/67	4/5	4/7	27	82	46	25	15/24		25	28	8	6

Cap No.	Goalkeepers	Saves/Shots							
		Total	%	A	C	X	5m	PS	CA
1	YANG Jun	55/118	46.6	13/29	6/19	7/24	25/34	1/5	3/7
13	PENG Lin	0/2	0.0			0/1	0/1		
Totals		55/120	45.8	13/29	6/19	7/25	25/35	1/5	3/7

Timeouts	21
Exclusions with Substitution	3
Exclusions w/Subst after 4 min.	0

Match	Possession		EX	2EX	Goals (G) / Misses (M)								Extramen Efficiency			CT		
	#	Time			X	AA	FT	5mF	PS									
					G	M	G	M	G	M	G	M	G	ATT	%			
Totals	234	1:33:56	3		16	21	9	32	1	12	15	63	2	1	16	31	51.6	14

Legend:									
#	Number of possessions	%	Efficiency	20C	20 seconds exclusion in the centre forward position	5m	5 metre shot	5mF	5m shot in the field
20F	20 seconds exclusion in the field			2EX	Double Exclusion	AS	Assists	ATT	Attempts
A	Action shot	AA	All action shots (A, C and CA)	CA	Counter Attack	CT	Corner Throws	EX	Exclusion
BL	Blocked shots	C	Centre shot	CM	Misses	Min.	Minutes Played	MP	Matches Played
FT	Free throw	G	Goals	PS	Penalty shot	SP	Sprint (Won/Sprints)	ST	Steals
No.	Number	P	Penalty						
TF	Turnover Fouls	X	Extra player shot						



Team Roster
Composição da equipe / Composition de l'équipe
As of FRI 5 AUG 2016

CHN - China

Cap No.	Name	Pos	L/R	Height m / ft in	Weight kg / lbs	Date of Birth	Club	OG / Goals	Int. Matches Played
1	YANG Jun	GK	R	1.80 / 5'11"	69 / 152	28 APR 1988	Tianjin, Tianjin (CHN)	2 / -	327
2	MA Huanhuan	D	R	1.78 / 5'10"	66 / 146	13 JAN 1990	Guangxi, Guangxi (CHN)	2 / 35	213
3	MEI Xiaohan	CB	R	1.80 / 5'11"	100 / 220	11 NOV 1996	Tianjin, Tianjin (CHN)	-	96
4	XIONG Dunhan	CF	R	1.81 / 5'11"	83 / 183	11 NOV 1998	Hunan, Hunan (CHN)	-	96
5	NIU Guannan	D	R	1.77 / 5'10"	68 / 150	10 MAY 1992	Guangxi, Guangxi (CHN)	-	96
6	SUN Yating (C)	CF	R	1.80 / 5'11"	76 / 168	24 FEB 1988	Tianjin, Tianjin (CHN)	2 / 18	304
7	SONG Donglun	CB	R	1.78 / 5'10"	83 / 183	28 APR 1991	Tianjin, Tianjin (CHN)	1 / 5	263
8	ZHANG Cong	D	R	1.76 / 5'9"	62 / 137	3 MAY 1990	Tianjin, Tianjin (CHN)	-	189
9	ZHAO Zihan	D	L	1.72 / 5'8"	62 / 137	4 SEP 1993	Shanghai, Shanghai (CHN)	-	103
10	ZHANG Weiwei	D	R	1.82 / 6'0"	66 / 146	7 OCT 1990	Chengdu sports university, Sichuan (CHN)	-	63
11	WANG Xinyan	CB	R	1.81 / 5'11"	73 / 161	26 APR 1991	Shanghai, Shanghai (CHN)	-	107
12	ZHANG Jing	D	L	1.66 / 5'5"	62 / 137	16 JUN 1996	Fujian, Fujian (CHN)	-	92
13	PENG Lin	GK	R	1.83 / 6'0"	73 / 161	4 APR 1995	Hunan, Hunan (CHN)	-	107

Head Coach AZEVEDO Rick (USA)
Official GE Weiqing
Official GONG Dali

Legend:									
(C)	Captain	CB	Centre Back	CF	Centre Forward	D	Driver	GK	Goalkeeper
Int.	International	L	Left	L/R	Handedness	No.	Number		
OG/Goals	Participation and goals scored in Olympic Games			Pos.	Playing Position	R	Right		



Cumulative Statistics

Estatísticas acumuladas / Statistiques cumulatives

ESP - Spain After 6 matches

Preliminary Round

Cap No.	Name	MP	Min.	Goals/Shots							AS	TF	ST	BL	SP	Personal Fouls									
				Total	%	A	C	X	5m	PS						CA	20C	20F	2EX	P	EX				
1	ESTER RAMOS Laura	3	80																						
2	BACH PASCUAL Marta	3	44	0/2	0.0			0/1	0/1											3	2	1	1	2	
3	ESPAR LLAQUET Anna	3	88	3/8	37.5		1/1		2/7												2	2	1		
4	ORTIZ MUNOZ Beatriz	3	60	4/8	50.0	1/3		2/3	0/1												2	2	1		
5	ORTIZ REYES Matilde	3	27	0/2	0.0	0/1		0/1													3	1		1	1
6	LEITON ARRONES Paula	3	38	0/1	0.0				0/1												3	1	1		
7	ESPAR LLAQUET Clara	3	21	0/1	0.0	0/1															1			1	1
8	PENA CARRASCO Maria del Pilar	3	59	0/3	0.0	0/1	0/1	0/1													1	3	2	1	
9	FORCA ARIZA Judith	3	38	4/14	28.6	1/7		1/1	1/4												1	5			1
10	TARRAGO AYMERICH Roser	3	67	4/15	26.7	0/3		0/2	0/5	4/5											3	1	1		6/10
11	GARCIA GODOY Maica	3	58	7/9	77.8		5/5	2/3	0/1												6	1			
12	LOPEZ VENTOSA Laura	3	75	5/15	33.3	1/3		2/4	2/8												2	3	3		
13	HERRERA FERNANDEZ Patricia	3	16																			1			
Totals				27/78	34.6	3/19	6/7	7/16	5/28	4/5	2/3	12	40	18	5	8/12	14	15	2	7	4				
Against				29/73	39.7	6/21	3/5	10/19	4/20	6/7	0/1	6	46	21	10	4/12	18	14	2	5	4				

Cap No.	Goalkeepers	Saves/Shots						
Total	%	A	C	X	5m	PS	CA	
1	ESTER RAMOS Laura	18/43	41.9	6/12	0/2	4/13	7/10	1/6
13	HERRERA FERNANDEZ Patricia	1/5	20.0	1/1	0/1	0/1	0/1	0/1
Totals		19/48	39.6	7/13	0/3	4/14	7/11	1/7

Timeouts		10
Exclusions with Substitution		4
Exclusions w/Subst after 4 min.		0

Match	Possession		EX	2EX	Goals (G) / Misses (M)							Extramen Efficiency			CT			
	#	Time			X	AA	FT	5mF	PS	G	ATT	%						
	G	M			G	M	G	M	G	M	G	M	%					
ESP - USA	38	18:06			1	3	3	5		2		6		1	1	4	25.0	
ESP - HUN	34	17:26	2	2	3	4	2	5	1		3	7	2		3	6	50.0	
CHN - ESP	38	17:10	2		3	2	6	8		2	1	6	2		3	4	75.0	2
Totals	110	52:42	4	2	7	9	11	18	1	4	4	19	4	1	7	14	50.0	2

Finals

Cap No.	Name	MP	Min.	Goals/Shots							AS	TF	ST	BL	SP	Personal Fouls									
				Total	%	A	C	X	5m	PS						CA	20C	20F	2EX	P	EX				
1	ESTER RAMOS Laura	3	96																						
2	BACH PASCUAL Marta	3	26	0/1	0.0			0/1																	
3	ESPAR LLAQUET Anna	3	89	4/14	28.6	1/4	0/1	2/3	1/6																
4	ORTIZ MUNOZ Beatriz	3	66	1/12	8.3	0/5		0/4	1/3																
5	ORTIZ REYES Matilde	3	26	1/1	100.0																				
6	LEITON ARRONES Paula	3	44	2/4	50.0		0/2	2/2																	
7	ESPAR LLAQUET Clara	3	29	0/2	0.0				0/2																
8	PENA CARRASCO Maria del Pilar	3	60	2/6	33.3	0/3		1/1	0/1																
9	FORCA ARIZA Judith	3	41	3/12	25.0	2/2			1/10																
10	TARRAGO AYMERICH Roser	3	84	11/20	55.0	1/1		4/5	3/9	2/4	1/1														
11	GARCIA GODOY Maica	3	59	4/5	80.0		4/4	0/1																	
12	LOPEZ VENTOSA Laura	3	51	5/11	45.5			3/4	1/6	1/1															
13	HERRERA FERNANDEZ Patricia	3																							
Totals				33/88	37.5	4/15	4/7	12/21	7/37	3/5	3/3	17	39	26	10	8/12	18	19		5	6				
Against				28/79	35.4	4/17	5/7	8/20	5/26	3/5	3/3	18	43	25	12	4/12	21	11		5	3				

Cap No.	Goalkeepers	Saves/Shots							
Total	%	A	C	X	5m	PS	CA		
1	ESTER RAMOS Laura	23/51	45.1	6/10	2/7	5/13	8/13	2/5	0/3
13	HERRERA FERNANDEZ Patricia								
Totals		23/51	45.1	6/10	2/7	5/13	8/13	2/5	0/3

Timeouts		10
Exclusions with Substitution		6
Exclusions w/Subst after 4 min.		0

Match	Possession		EX	2EX	Goals (G) / Misses (M)							Extramen Efficiency			CT			
	#	Time			X	AA	FT	5mF	PS	G	ATT	%						
	G	M			G	M	G	M	G	M	G	M	%					
RUS - ESP	40	16:58			3	3	3	5	1	1	2	9	1	1	3	4	75.0	2
ESP - CHN	40	16:18	2		6	5	5	5		2		7		1	6	11	54.5	1
AUS - ESP	36	18:26	4		3	1	3	4	1	1	3	10	2		3	3	100.0	5
Totals	116	51:42	6		12	9	11	14	2	4	5	26	3	2	12	18	66.7	8



Cumulative Statistics
Estatísticas acumuladas / Statistiques cumulatives

ESP - Spain
After 6 matches

Overall (Preliminary Round + Finals)

Cap No.	Name	MP	Min.	Goals/Shots							AS	TF	ST	BL	SP	Personal Fouls												
				Total	%	A	C	X	5m	PS						CA	20C	20F	2EX	P	EX							
1	ESTER RAMOS Laura	6	176																									
2	BACH PASCUAL Marta	6	70	0/3	0.0			0/2	0/1												8	4	1	2	4			
3	ESPAR LLAQUET Anna	6	178	7/22	31.8	1/4	1/2	2/3	3/13													4		1				
4	ORTIZ MUNOZ Beatriz	6	127	5/20	25.0	1/8		2/7	1/4													2	5	1	1			
5	ORTIZ REYES Matilde	6	53	1/3	33.3	0/1		0/1														10	2		1	3		
6	LEITON ARRONES Paula	6	82	2/5	40.0			0/2	2/2	0/1												2	2					
7	ESPAR LLAQUET Clara	6	50	0/3	0.0	0/1			0/2													3	3		2	2		
8	PENA CARRASCO Maria del Pilar	6	119	2/9	22.2	0/4	0/1	1/2	0/1														4			2		
9	FORCA ARIZA Judith	6	79	7/26	26.9	3/9		1/1	2/14														2	3		1	1	
10	TARRAGO AYMERICH Roser	6	151	15/35	42.9	1/4		4/7	3/14	6/9	1/1											13	20		4	2	1	
11	GARCIA GODOY Maica	6	117	11/14	78.6			9/9	2/4	0/1													1	1				
12	LOPEZ VENTOSA Laura	6	127	10/26	38.5	1/3		5/8	3/14	1/1													4			1		
13	HERRERA FERNANDEZ Patricia	6	16																									
Totals				60/166	36.1	7/34	10/14	19/37	12/65	7/10	5/6	29	79	44	15	16/24	32	34	2	12	10							
Against				57/152	37.5	10/38	8/12	18/39	9/46	9/12	3/4	24	89	46	22	8/24	39	25	2	10	7							

Cap No.	Goalkeepers	Saves/Shots							
Total	%	A	C	X	5m	PS	CA		
1	ESTER RAMOS Laura	41/94	43.6	12/22	2/9	9/26	15/23	3/11	0/3
13	HERRERA FERNANDEZ Patricia	1/5	20.0	1/1	0/1	0/1	0/1	0/1	
Totals		42/99	42.4	13/23	2/10	9/27	15/24	3/12	0/3

Timeouts		20
Exclusions with Substitution		10
Exclusions w/Subst after 4 min.		0

Match	Possession		EX	2EX	Goals (G) / Misses (M)								Extramram Efficiency			CT		
	#	Time			X	AA	FT	5mF	PS									
	G	M			G	M	G	M	G	M	G	M	G	ATT	%			
Totals	226	1:44:24	10	2	19	18	22	32	3	8	9	45	3	2	19	32	59.4	10

Legend:											
#	Number of possessions	%	Efficiency	20C	20 seconds exclusion in the centre forward position	5m	5 metre shot	5mF	5m shot in the field		
20F	20 seconds exclusion in the field			2EX	Double Exclusion	AS	Assists	ATT	Attempts		
A	Action shot	AA	All action shots (A, C and CA)	CA	Counter Attack	CT	Corner Throws	EX	Exclusion		
BL	Blocked shots	C	Centre shot	M	Misses	Min.	Minutes Played	MP	Matches Played		
FT	Free throw	G	Goals	PS	Penalty shot	SP	Sprint (Won/Sprints)	ST	Steals		
No.	Number	P	Penalty								
TF	Turnover Fouls	X	Extra player shot								



Team Roster
Composição da equipe / Composition de l'équipe
As of FRI 5 AUG 2016

ESP - Spain

Cap No.	Name	Pos	L/R	Height m / ft in	Weight kg / lbs	Date of Birth	Club	OG / Goals	Int. Matches Played
1	ESTER RAMOS Laura	GK	R	1.70 / 5'7"	58 / 128	22 JAN 1990	CN SABADELL, SABADELL (ESP)	1 / -	150
2	BACH PASCUAL Marta	CB	R	1.76 / 5'9"	66 / 146	17 FEB 1993	CN MATARO, MATARO (ESP)	1 / -	150
3	ESPAR LLAQUET Anna	D	R	1.80 / 5'11"	66 / 146	8 JAN 1993	CN SABADELL, SABADELL (ESP)	1 / 15	175
4	ORTIZ MUNOZ Beatriz	D	R	1.76 / 5'9"	64 / 141	21 JUN 1995	CN RUBI, RUBI (ESP)	-	40
5	ORTIZ REYES Matilde	CB	R	1.74 / 5'9"	67 / 148	16 SEP 1990	CN SABADELL, SABADELL (ESP)	1 / 2	150
6	LEITON ARRONES Paula	CF	R	1.87 / 6'2"	98 / 216	27 APR 2000	CN TERRASSA, TERRASSA (ESP)	-	30
7	ESPAR LLAQUET Clara	D	R	1.78 / 5'10"	68 / 150	29 SEP 1994	CN SABADELL, SABADELL (ESP)	-	50
8	PENA CARRASCO Maria del Pilar (C)	D	L	1.74 / 5'9"	63 / 139	4 APR 1986	CN SABADELL, SABADELL (ESP)	1 / 6	350
9	FORCA ARIZA Judith	D	L	1.73 / 5'8"	70 / 154	7 JUN 1996	CN SABADELL, SABADELL (ESP)	-	40
10	TARRAGO AYMERICH Roser	D	R	1.71 / 5'7"	62 / 137	25 MAR 1993	CN MATARO, MATARO (ESP)	1 / 5	160
11	GARCIA GODOY Maica	CF	R	1.88 / 6'2"	90 / 198	17 OCT 1990	CN SABADELL, SABADELL (ESP)	1 / 7	250
12	LOPEZ VENTOSA Laura	D	R	1.71 / 5'7"	65 / 143	13 JAN 1988	CN MATARO, MATARO (ESP)	1 / 3	300
13	HERRERA FERNANDEZ Patricia	GK	R	1.63 / 5'4"	59 / 130	9 FEB 1993	CN MADRID MOSCARDO, MADRID (ESP)	1 / -	110

Head Coach OCA GAIA Miguel
Official ANDREO GABAN Angel Luis
Official VALLS NART Jordi

Legend:									
(C)	Captain	CB	Centre Back	CF	Centre Forward	D	Driver	GK	Goalkeeper
Int.	International	L	Left	L/R	Handedness	No.	Number		
OG/Goals	Participation and goals scored in Olympic Games			Pos.	Playing Position	R	Right		



Cumulative Statistics

Estatísticas acumuladas / Statistiques cumulatives

HUN - Hungary

After 6 matches

Preliminary Round

Cap No.	Name	MP	Min.	Goals/Shots							AS	TF	ST	BL	SP	Personal Fouls								
				Total	%	A	C	X	5m	PS						CA	20C	20F	2EX	P	EX			
1	GANGL Edina	3	64																					
2	CZIGANY Dora	3	69	5/9	55.6	2/5		1/1	1/2		1/1	3	1	3	3	0/2						2		
3	ANTAL Dora	3	64	2/12	16.7	1/7	1/2	0/1	0/2			1	2	1								3	1	
4	KISTELEKI Hanna	3	66	1/10	10.0	1/3		0/3	0/4			1	3		2	0/1						1		
5	SZUCS Gabriella	3	59	3/9	33.3	2/2	1/1	0/1	0/5				1	2							2	1		
6	TAKACS Orsolya	3	46	2/6	33.3			2/3	0/3			2	5	2	2							7	1	
7	ILLES Anna	3	52	0/2	0.0	0/1		0/1				1	1	4	2	0/1						2	1	
8	KESZTHELYI Rita	3	80	6/18	33.3	1/1	0/2	2/3	0/9	2/2	1/1	1	8	1	1	2/8						4	1	
9	TOTH Ildiko	3	38	1/3	33.3		1/3						5									3		
10	BUJKA Barbara	3	57	8/11	72.7	1/2	3/5	1/1		3/3			10	1							1	3	1	
11	CSABAI Dora	3	29	1/2	50.0		0/1	1/1														3	2	1
12	GARDA Krisztina	3	16																			3	2	
13	KASO Orsolya	3	32																			1		
Totals				29/82	35.4	8/21	6/14	7/15	1/25	5/5	2/2	9	42	16	10	2/12	16	19	2	5	3			
Against				33/90	36.7	3/19	5/8	11/19	9/39	5/5		10	30	16	4	10/12	13	16	2	5	3			
Cap No.	Goalkeepers	Saves/Shots							Timeouts	Exclusions with Substitution	Exclusions w/Subst after 4 min.													
		Total	%	A	C	X	5m	PS				CA												
1	GANGL Edina	13/35	37.1	1/3	0/2	1/9	11/17	0/4			11	3	0											
13	KASO Orsolya	9/20	45.0	6/7	0/3	1/4	2/5	0/1																
Totals		22/55	40.0	7/10	0/5	2/13	13/22	0/5																

Match	Possession		EX	2EX	Goals (G) / Misses (M)							Extramen Efficiency			CT			
	#	Time			X		AA		FT		5mF		PS			G	ATT	%
					G	M	G	M	G	M	G	M	G	M				
CHN - HUN	41	16:22	1		4	3	7	4		2	1	5	1		4	7	57.1	
ESP - HUN	35	14:34	2	2	3	4	3	6		3		3	4		3	5	60.0	1
HUN - USA	37	15:41			0	1	6	11		2		9			0	1	0.0	4
Totals	113	46:37	3	2	7	8	16	21		7	1	17	5		7	13	53.8	5

Finals

Cap No.	Name	MP	Min.	Goals/Shots							AS	TF	ST	BL	SP	Personal Fouls								
				Total	%	A	C	X	5m	PS						CA	20C	20F	2EX	P	EX			
1	GANGL Edina	3	25																					
2	CZIGANY Dora	3	66	3/7	42.9	1/2			2/4		0/1	4	3	3								2	1	
3	ANTAL Dora	3	53	3/10	30.0	2/5		1/1	0/4					2	1							1		
4	KISTELEKI Hanna	3	61	3/9	33.3	0/3		3/5	0/1				2		2							2		
5	SZUCS Gabriella	3	63	1/2	50.0	0/1	1/1					2	2	2	2							2	2	
6	TAKACS Orsolya	3	63	1/6	16.7			0/1	1/5				5		2							2	1	
7	ILLES Anna	3	50	2/3	66.7	1/1		1/1	0/1			1	2	1								1		
8	KESZTHELYI Rita	3	87	8/18	44.4	1/3	1/2	4/4	0/7	2/2		2	6	1		8/12					1	2		
9	TOTH Ildiko	3	30	1/3	33.3		1/3						3									2	2	
10	BUJKA Barbara	3	64	7/12	58.3	2/3	4/7	0/1		1/1			18	2	1							4	1	
11	CSABAI Dora	3	20																			1		
12	GARDA Krisztina	3	19	1/4	25.0	0/1		0/1	1/2						2							3	1	
13	KASO Orsolya	3	71	0/1	0.0				0/1															
Totals				30/75	40.0	7/19	7/13	9/14	4/25	3/3	0/1	9	45	17	10	8/12	11	17	2		1			
Against				34/87	39.1	11/24	5/6	9/15	7/40		2/2	12	32	20	6	4/12	18	15	2	3	4			
Cap No.	Goalkeepers	Saves/Shots							Timeouts	Exclusions with Substitution	Exclusions w/Subst after 4 min.													
		Total	%	A	C	X	5m	PS				CA												
1	GANGL Edina	2/10	20.0	2/6		0/1	0/2	0/1																
13	KASO Orsolya	18/44	40.9	4/11	1/6	3/11	10/15	0/1																
Totals		20/54	37.0	6/17	1/6	3/12	10/17	0/2																

Match	Possession		EX	2EX	Goals (G) / Misses (M)							Extramen Efficiency			CT			
	#	Time			X		AA		FT		5mF		PS			G	ATT	%
					G	M	G	M	G	M	G	M	G	M				
AUS - HUN	37	16:33		1	0	2	6	10		4	1	3	1		0	2	0.0	2
HUN - USA	37	16:08		1	5	2	3	4		3	2	6			5	7	71.4	2
HUN - RUS	37	16:13	1		4	1	5	5		1	1	4	2		4	5	80.0	1
Totals	111	48:54	1	2	9	5	14	19		8	4	13	3		9	14	64.3	5



Team Roster
Composição da equipe / Composition de l'équipe
As of FRI 5 AUG 2016

HUN - Hungary

Cap No.	Name	Pos	L/R	Height m / ft in	Weight kg / lbs	Date of Birth	Club	OG / Goals	Int. Matches Played
1	GANGL Edina	GK	R	1.81 / 5'11"	64 / 141	25 JUN 1990	UVSE, BUDAPEST (HUN)	1 / -	87
2	CZIGANY Dora	D	R	1.73 / 5'8"	60 / 132	23 OCT 1992	ZF EGER, EGER (HUN)	1 / 6	113
3	ANTAL Dora	D	R	1.69 / 5'7"	62 / 137	9 SEP 1993	UVSE, BUDAPEST (HUN)	1 / 12	137
4	KISTELEKI Hanna	D	L	1.72 / 5'8"	63 / 139	10 MAR 1991	UVSE, BUDAPEST (HUN)	1 / 2	125
5	SZUCS Gabriella	D	R	1.83 / 6'0"	74 / 163	7 MAR 1988	UVSE, BUDAPEST (HUN)	1 / 10	195
6	TAKACS Orsolya	CB	R	1.90 / 6'3"	83 / 183	20 MAY 1985	BVC, BUDAPEST (HUN)	2 / 1	294
7	ILLES Anna	D	R	1.80 / 5'11"	73 / 161	21 FEB 1994	BVSC, BUDAPEST (HUN)	-	115
8	KESZTHELYI Rita (C)	D	R	1.78 / 5'10"	67 / 148	10 DEC 1991	UVSE, BUDAPEST (HUN)	1 / 10	180
9	TOTH Ildiko	CF	R	1.75 / 5'9"	72 / 159	23 APR 1987	UVSE, BUDAPEST (HUN)	1 / 2	190
10	BUJKA Barbara	CF	L	1.72 / 5'8"	82 / 181	5 SEP 1986	HUNGERIT SZENTES, SZENTES (HUN)	1 / 12	219
11	CSABAI Dora	D	R	1.75 / 5'9"	63 / 139	20 APR 1989	UVSE, BUDAPEST (HUN)	1 / 3	94
12	GARDA Krisztina	CB	R	1.70 / 5'7"	76 / 168	16 JUL 1994	DFVE, DUNAUJVAROS (HUN)	-	60
13	KASO Orsolya	GK	R	1.87 / 6'2"	72 / 159	22 NOV 1988	DFVE, DUNAUJVAROS (HUN)	-	85

Head Coach BIRO Attila
Official ATS Bertalan
Official TOTH Laszlo

Legend:									
(C)	Captain	CB	Centre Back	CF	Centre Forward	D	Driver	GK	Goalkeeper
Int.	International	L	Left	L/R	Handedness	No.	Number		
OG/Goals	Participation and goals scored in Olympic Games			Pos.	Playing Position	R	Right		



Cumulative Statistics

Estatísticas acumuladas / Statistiques cumulatives

ITA - Italy After 6 matches

Overall (Preliminary Round + Finals)

Cap No.	Name	MP	Min.	Goals/Shots							AS	TF	ST	BL	SP	Personal Fouls								
				Total	%	A	C	X	5m	PS						CA	20C	20F	2EX	P	EX			
1	GORLERO Giulia	6	188																					
2	TABANI Chiara	6	78	3/9	33.3	0/2		2/2	1/5											1				
3	GARIBOTTI Arianna	6	151	12/28	42.9	3/6		5/7	4/15		3	4	4	5					2	1				
4	QUEIROLO Elisa	6	103	5/12	41.7	1/2		1/2	3/8			3	6	3					3	1				
5	RADICCHI Federica	6	98	5/13	38.5	0/1			5/12		1	3	3	3					7	3	1	1		
6	AIELLO Rosaria	6	97	2/11	18.2	0/1	2/8		0/2			1	12	3								1		
7	di MARIO Tania	6	142	5/33	15.2	0/4		1/5	4/22	0/1	0/1	2	12	4	1	11/22			4					
8	BIANCONI Roberta	6	135	13/33	39.4	2/4		4/6	2/17	4/5	1/1	1	9		2	0/2			1	2				
9	EMMOLO Giulia	6	138	7/20	35.0	1/6		2/4	4/10				2	4	3							1		
10	POMERI Francesca	6	42	1/1	100.0			1/1				1	2	1					1	1		1		
11	COTTI Aleksandra	6	64	1/4	25.0	1/1		0/1	0/2					2								3		
12	FRASSINETTI Teresa	6	105	2/4	50.0	0/1	2/2	0/1					13	3	1							1	2	1
13	TEANI Laura	6	4																					
Totals				56/168	33.3	8/28	4/10	16/29	23/93	4/6	1/2	9	73	39	19	11/24	23	12	1	2	1			
Against				43/175	24.6	11/57	5/15	7/13	14/82	2/2	4/6	18	73	30	11	13/24	26	18	1	6	6			

Cap No.	Goalkeepers	Saves/Shots							
		Total	%	A	C	X	5m	PS	CA
1	GORLERO Giulia	65/106	61.3	20/31	8/13	1/7	34/47	0/2	2/6
13	TEANI Laura	0/2	0.0			0/1	0/1		
Totals		65/108	60.2	20/31	8/13	1/8	34/48	0/2	2/6

Timeouts	21
Exclusions with Substitution	1
Exclusions w/Subst after 4 min.	0

Match	Possession		EX	2EX	Goals (G) / Misses (M)								Extramen Efficiency			CT		
	#	Time			X		AA		FT		5mF		PS		G		ATT	%
					G	M	G	M	G	M	G	M	G	M				
Totals	226	1:37:13	1	1	16	13	13	27	1	9	22	61	3	1	16	25	64.0	5

Legend:			
#	Number of possessions	%	Efficiency
20F	20 seconds exclusion in the field		20C 20 seconds exclusion in the centre forward position
A	Action shot	AA	All action shots (A, C and CA)
BL	Blocked shots	C	Centre shot
FT	Free throw	G	Goals
No.	Number	P	Penalty
TF	Turnover Fouls	X	Extra player shot
			2EX Double Exclusion
			5m 5 metre shot
			AS Assists
			CT Corner Throws
			Min. Minutes Played
			PS Penalty shot
			SP Sprint (Won/Sprints)
			5mF 5m shot in the field
			ATT Attempts
			EX Exclusion
			MP Matches Played
			ST Steals



Team Roster
Composição da equipe / Composition de l'équipe
As of FRI 5 AUG 2016

ITA - Italy

Cap No.	Name	Pos	L/R	Height m / ft in	Weight kg / lbs	Date of Birth	Club	OG / Goals	Int. Matches Played
1	GORLERO Giulia	GK	R	1.80 / 5'11"	73 / 161	26 SEP 1990	WATERPOLO MESSINA, MESSINA (ITA)	1 / -	192
2	TABANI Chiara	CB	R	1.76 / 5'9"	72 / 159	27 AUG 1994	WATERPOLO PRATO, PRATO (ITA)	-	69
3	GARIBOTTI Arianna	D	R	1.69 / 5'7"	64 / 141	9 DEC 1989	WATERPOLO MESSINA, MESSINA (ITA)	-	158
4	QUEIROLO Elisa	D	R	1.68 / 5'6"	61 / 134	6 MAR 1991	CS PLEBISCITO PADOVA, PADOVA (ITA)	-	134
5	RADICCHI Federica	CB	R	1.70 / 5'7"	70 / 154	21 DEC 1988	WATERPOLO MESSINA, MESSINA (ITA)	1 / 4	175
6	AIELLO Rosaria	CF	R	1.72 / 5'8"	74 / 163	12 MAY 1989	WATERPOLO MESSINA, MESSINA (ITA)	-	192
7	di MARIO Tania (C)	D	R	1.68 / 5'6"	62 / 137	4 MAY 1979	EKIPE ORIZZONTE CATANIA, CATANIA (ITA)	3 / 42	368
8	BIANCONI Roberta	D	R	1.76 / 5'9"	76 / 168	8 JUL 1989	OLYMPIAKOS SYNDESMOS FILA, ATENE (GRE)	1 / 3	240
9	EMMOLO Giulia	D	L	1.71 / 5'7"	67 / 148	16 OCT 1991	OLYMPIAKOS SYNDESMOS FILA, ATENE (GRE)	1 / 8	225
10	POMERI Francesca	D	R	1.74 / 5'9"	76 / 168	18 FEB 1993	COSENZA PALLANUOTO, COSENZA (ITA)	-	116
11	COTTI Aleksandra	D	R	1.67 / 5'6"	65 / 143	13 DEC 1988	RAPALLO PALLANUOTO, RAPALLO (GE) (ITA)	1 / 1	182
12	FRASSINETTI Teresa	CF	R	1.78 / 5'10"	75 / 165	24 DEC 1985	RN BOGLIASCO, BOGLIASCO (GE) (ITA)	2 / 4	260
13	TEANI Laura	GK	R	1.75 / 5'9"	75 / 165	13 MAR 1991	CS PLEBISCITO PADOVA, PADOVA (ITA)	-	86

Head Coach CONTI Fabio
Official BUFARDECI Barbara
Official ZIZZA Paolo

Legend:									
(C)	Captain	CB	Centre Back	CF	Centre Forward	D	Driver	GK	Goalkeeper
Int.	International	L	Left	L/R	Handedness	No.	Number		
OG/Goals	Participation and goals scored in Olympic Games			Pos.	Playing Position	R	Right		



Cumulative Statistics
Estatísticas acumuladas / Statistiques cumulatives

RUS - Russia
After 6 matches

Preliminary Round

Cap No.	Name	MP	Min.	Goals/Shots							AS	TF	ST	BL	SP	Personal Fouls					
				Total	%	A	C	X	5m	PS						CA	20C	20F	2EX	P	EX
1	USTYUKHINA Anna	3	51																		
2	GLYZINA Nadezhda	3	53	3/8	37.5	2/5		0/2		1/1	1	3	3	1				2	1		
3	PROKOFYEVA Ekaterina	3	80	5/15	33.3		1/1	1/2	1/10	2/2	1	1	1		1/5					1	
4	KARIMOVA Elvina	3	67	2/7	28.6	0/5		2/2				3	2	1	1/1		3	1			
5	BORISOVA Maria	3	23	1/2	50.0				1/2			2								3	
6	GORBUNOVA Olga	3	47	1/8	12.5	0/2		1/3	0/3			2			0/2					3	
7	LISUNOVA Ekaterina	3	56	1/11	9.1	1/8		0/1	0/2		1	3	2		4/4		1	1			
8	SIMANOVICH Anastasia	3	41	2/8	25.0		2/7		0/1			5	2				1	1			
9	TIMOFEEVA Anna	3	50	1/3	33.3	1/3						8	1	1			3	2			
10	SOBOLEVA Evgeniia	3	56	1/9	11.1	1/7			0/2		2	6	1				1	1			
11	IVANOVA Evgeniya	3	71	4/10	40.0	2/2	0/1	1/3	0/3		1	3	2	1			1	1			
12	GRINEVA Anna	3	32	2/5	40.0	0/1	1/1	1/2	0/1			1	2				1	2		1	
13	KARNAUKH Anna	3	45																		
Totals				23/86	26.7	7/33	4/10	6/15	2/24	3/3	1/1	6	38	18	4	6/12		13	16		2
Against				31/71	43.7	8/21	3/9	8/14	10/24	1/2	1/1	7	41	20	9	6/12		15	11		3

Cap No.	Goalkeepers	Saves/Shots							
		Total	%	A	C	X	5m	PS	CA
1	USTYUKHINA Anna	7/28	25.0	1/5	2/4	0/6	3/10	1/2	0/1
13	KARNAUKH Anna	11/21	52.4	3/7	2/3	3/5	3/6		
Totals		18/49	36.7	4/12	4/7	3/11	6/16	1/2	0/1

Timeouts	12
Exclusions with Substitution	0
Exclusions w/Subst after 4 min.	0

Match	Possession		EX	2EX	Goals (G) / Misses (M)							Extram Efficiency			CT			
	#	Time			X		AA		FT		5mF		PS			G	ATT	%
					G	M	G	M	G	M	G	M	G	M				
RUS - AUS	38	15:18			2	3	1	8		2		8	1		2	5	40.0	1
RUS - BRA	37	14:05			2	5	8	8		2	3	2			2	6	33.3	
RUS - ITA	39	15:38			2	1	3	16		1		8			2	3	66.7	3
Totals	114	45:01			6	9	12	32		3	2	19	3		6	14	42.9	4

Finals

Cap No.	Name	MP	Min.	Goals/Shots							AS	TF	ST	BL	SP	Personal Fouls					
				Total	%	A	C	X	5m	PS						CA	20C	20F	2EX	P	EX
1	USTYUKHINA Anna	3	14																		
2	GLYZINA Nadezhda	3	75	10/19	52.6	5/8	2/2	0/3	0/2	1/1	2/3	4	3	2	1					1	
3	PROKOFYEVA Ekaterina	3	86	4/13	30.8	0/2	1/1	1/2	1/7		1/1	1	2	5	2	0/5		2		1	
4	KARIMOVA Elvina	3	51	2/4	50.0	1/3			1/1			2	4				1	1			
5	BORISOVA Maria	3	12	0/1	0.0				0/1			2	1								
6	GORBUNOVA Olga	3	54	1/6	16.7	1/3	0/1		0/2		3	1	2		1/3		3		1		
7	LISUNOVA Ekaterina	3	48	4/10	40.0	1/3		3/4	0/3			3	2		2/4		1				
8	SIMANOVICH Anastasia	3	38	3/7	42.9		1/1	2/3	0/3			5					1	1			
9	TIMOFEEVA Anna	3	61	2/5	40.0		1/2	1/1	0/1		1	7					1	1		1	
10	SOBOLEVA Evgeniia	3	51	1/4	25.0			0/1	1/3		2	3	1	1			5	2		1	
11	IVANOVA Evgeniya	3	69	3/11	27.3	1/2		0/1	2/8			3	1				1	2			
12	GRINEVA Anna	3	30	3/8	37.5	0/1	1/2	2/3	0/2			4	1	1			4	2		2	
13	KARNAUKH Anna	3	82								1										
Totals				33/88	37.5	9/22	6/9	9/18	5/33	1/1	3/4	14	37	22	5	3/12		15	14		6
Against				34/77	44.2	5/13	3/8	9/15	10/32	5/6	2/3	10	47	19	9	9/12		16	9		1

Cap No.	Goalkeepers	Saves/Shots							
		Total	%	A	C	X	5m	PS	CA
1	USTYUKHINA Anna	3/7	42.9	1/1	1/2	1/3	0/1		
13	KARNAUKH Anna	16/46	34.8	3/8	3/6	2/10	6/14	1/5	1/3
Totals		19/53	35.8	3/8	4/7	3/12	7/17	1/6	1/3

Timeouts	10
Exclusions with Substitution	4
Exclusions w/Subst after 4 min.	0

Match	Possession		EX	2EX	Goals (G) / Misses (M)							Extram Efficiency			CT			
	#	Time			X		AA		FT		5mF		PS			G	ATT	%
					G	M	G	M	G	M	G	M	G	M				
RUS - ESP	40	15:02	1		1	2	8	8		2	5	1		1	3	33.3		
RUS - ITA	37	14:16	1		3	2	4	9		2	8			3	5	60.0	1	
HUN - RUS	39	15:47	2		5	5	6	1		3	1	12		5	8	62.5	3	
Totals	116	45:05	4		9	9	18	18		3	5	25	1	9	16	56.3	4	



Cumulative Statistics

Estatísticas acumuladas / Statistiques cumulatives

RUS - Russia

After 6 matches

Overall (Preliminary Round + Finals)

Cap No.	Name	MP	Min.	Goals/Shots								AS	TF	ST	BL	SP	Personal Fouls				
				Total	%	A	C	X	5m	PS	CA						20C	20F	2EX	P	EX
1	USTYUKHINA Anna	6	65														4				
2	GLYZINA Nadezhda	6	128	13/27	48.1	7/13	2/2	0/5	0/2	2/2	2/3	5	6	5	2			2	2		
3	PROKOFYEVA Ekaterina	6	166	9/28	32.1	0/2	2/2	2/4	2/17	2/2	1/1	2	3	6	2	1/10		2		2	
4	KARIMOVA Elvina	6	118	4/11	36.4	1/8		2/2	1/1			2	7	2	1	1/1		4	2		
5	BORISOVA Maria	6	35	1/3	33.3				1/3				4	1					3		
6	GORBUNOVA Olga	6	101	2/14	14.3	1/5	0/1	1/3	0/5			3	3	2		1/5		6	1		
7	LISUNOVA Ekaterina	6	104	5/21	23.8	2/11		3/5	0/5			1	6	4		6/8		1	2		
8	SIMANOVICH Anastasia	6	79	5/15	33.3		3/8	2/3	0/4				10	2				2	2		
9	TIMOFEEVA Anna	6	111	3/8	37.5	1/3	1/2	1/1	0/1			1	15	1	1			4	3	1	
10	SOBOLEVA Evgeniia	6	107	2/13	15.4	1/7		0/1	1/5			4	9	2	1			6	3	1	2
11	IVANOVA Evgeniya	6	140	7/21	33.3	3/4	0/1	1/4	2/11		1/1	1	6	3	1			2	3		
12	GRINEVA Anna	6	62	5/13	38.5	0/2	2/3	3/5	0/3				5	3	1			5	4	3	2
13	KARNAUKH Anna	6	127									1		5							
Totals				56/174	32.2	16/55	10/19	15/33	7/57	4/4	4/5	20	75	40	9	9/24		28	30	8	4
Against				65/148	43.9	13/34	6/17	17/29	20/56	6/8	3/4	17	88	39	18	15/24		31	20	4	2

Cap No.	Goalkeepers	Saves/Shots							
Total	%	A	C	X	5m	PS	CA		
1	USTYUKHINA Anna	10/35	28.6	1/5	3/5	1/8	4/13	1/3	0/1
13	KARNAUKH Anna	27/67	40.3	6/15	5/9	5/15	9/20	1/5	1/3
Totals		37/102	36.3	7/20	8/14	6/23	13/33	2/8	1/4

Timeouts		22
Exclusions with Substitution		4
Exclusions w/Subst after 4 min.		0

Match	Possession		EX	2EX	Goals (G) / Misses (M)								Extramens Efficiency			CT	
	#	Time			X	AA	FT	5mF	PS	G	ATT	%					
	G	M			G	M	G	M	G	M	G	ATT	%				
Totals	230	1:30:06	4		15	18	30	50		6	7	44	1	15	30	50.0	8

Legend:											
#	Number of possessions	%	Efficiency	20C	20 seconds exclusion in the centre forward position	5m	5 metre shot	5mF	5m shot in the field		
20F	20 seconds exclusion in the field			2EX	Double Exclusion	AS	Assists	ATT	Attempts		
A	Action shot	AA	All action shots (A, C and CA)	CA	Counter Attack	CT	Corner Throws	EX	Exclusion		
BL	Blocked shots	C	Centre shot	M	Misses	Min.	Minutes Played	MP	Matches Played		
FT	Free throw	G	Goals	PS	Penalty shot	SP	Sprint (Won/Sprints)	ST	Steals		
No.	Number	P	Penalty								
TF	Turnover Fouls	X	Extra player shot								



Team Roster
Composição da equipe / Composition de l'équipe
As of FRI 5 AUG 2016

RUS - Russia

Cap No.	Name	Pos	L/R	Height m / ft in	Weight kg / lbs	Date of Birth	Club	OG / Goals	Int. Matches Played
1	USTYUKHINA Anna	GK	R	1.77 / 5'10"	70 / 154	18 MAR 1989	CSP Krylatskoe, Moscow (RUS)	-	-
2	GLYZINA Nadezhda	D	R	1.75 / 5'9"	68 / 150	20 MAY 1988	Kinef-Surgutneftegaz, Kirishi (RUS)	2 / -	150
3	PROKOFYEVA Ekaterina (C)	D	R	1.76 / 5'9"	70 / 154	13 MAR 1991	Kinef-Surgutneftegaz, Kirishi (RUS)	2 / -	200
4	KARIMOVA Elvina	D	R	1.66 / 5'5"	62 / 137	25 MAR 1994	Dinamo-Uralochka, Zlatoust (RUS)	-	-
5	BORISOVA Maria	CB	R	1.84 / 6'0"	95 / 209	28 JUL 1997	Skif CSP Krylatskoe, Moscow (RUS)	-	-
6	GORBUNOVA Olga	D	R	1.69 / 5'7"	60 / 132	27 AUG 1993	Dinamo-Uralochka, Zlatoust (RUS)	1 / -	-
7	LISUNOVA Ekaterina	D	R	1.75 / 5'9"	64 / 141	6 OCT 1989	Ugra, Khanty-Mansiysk (RUS)	2 / -	250
8	SIMANOVICH Anastasia	CF	R	1.74 / 5'9"	69 / 152	23 JAN 1995	Kinef-Surgutneftegaz, Kirishi (RUS)	-	-
9	TIMOFEEVA Anna	CF	B	1.78 / 5'10"	86 / 190	18 JUL 1987	Ugra, Khanty-Mansiysk (RUS)	-	-
10	SOBOLEVA Evgeniia	CB	R	1.80 / 5'11"	75 / 165	26 AUG 1988	Kinef-Surgutneftegaz, Kirishi (RUS)	2 / -	-
11	IVANOVA Evgeniya	D	R	1.76 / 5'9"	67 / 148	26 JUL 1987	Kinef-Surgutneftegaz, Kirishi (RUS)	1 / -	150
12	GRINEVA Anna	CB	R	1.85 / 6'1"	87 / 192	31 JAN 1988	Spartak, Volgograd (RUS)	-	9
13	KARNAUKH Anna	GK	R	1.73 / 5'8"	61 / 134	31 AUG 1993	Kinef-Surgutneftegaz, Kirishi (RUS)	1 / -	-

Head Coach GAIDUKOV Aleksandr
Official BELOFASTOV Andrei
Official BEREZIN Evgenii

Legend:	(C) Captain	B Both	CB Centre Back	CF Centre Forward	D Driver
	GK Goalkeeper	Int. International	L/R Handedness	No. Number	
	OG/Goals Participation and goals scored in Olympic Games		Pos. Playing Position	R Right	



Cumulative Statistics

Estatísticas acumuladas / Statistiques cumulatives

USA - United States

After 6 matches

Preliminary Round

Cap No.	Name	MP	Min.	Goals/Shots							AS	TF	ST	BL	SP	Personal Fouls								
				Total	%	A	C	X	5m	PS						CA	20C	20F	2EX	P	EX			
1	HILL Sami	3	5																					
2	MUSSELMAN Madeline	3	60	8/15	53.3	3/9	2/3	2/2		1/1			4	2	1					2				
3	SEIDEMANN Melissa	3	56	0/6	0.0	0/2	0/1			0/3			1	5	1	1				1	1			
4	FATTAL Rachel	3	68	1/4	25.0	1/3				0/1			3	4	5	1		9/11			1			
5	CLARK KK	3	39	1/2	50.0			0/1	1/1						3						1	2		
6	STEFFENS Maggie	3	63	10/14	71.4	3/4	3/3	2/3	1/2	1/1	0/1		3	6		1	1/1			3	1	1	1	
7	MATHEWSON Courtney	3	44	4/5	80.0	1/1		1/1	2/3				1											
8	NEUSHUL Kiley	3	69	3/8	37.5	1/6	1/1	1/1					5	2	1								1	
9	FISCHER Aria	3	44	0/2	0.0	0/2							4		1								1	
10	GILCHRIST Kaleigh	3	54	3/6	50.0	1/3		1/1	1/2				2	2		3				1	1		1	
11	FISCHER Makenzie	3	44	2/10	20.0	0/3		0/1	1/4	1/1	0/1		2	1	1	1				4	1			
12	CRAIG Kami	3	36	2/2	100.0		1/1	1/1					1	4	1								1	
13	JOHNSON Ashleigh	3	91	0/1	0.0				0/1							8								
Totals				34/75	45.3	10/33	7/9	8/11	6/17	3/3	0/2		13	45	23	10	10/12			10	12		2	1
Against				14/79	17.7	3/18	4/13	3/11	1/33	1/2	2/2		9	47	19	2	2/12			6	14		3	

Cap No.	Goalkeepers	Saves/Shots							
		Total	%	A	C	X	5m	PS	CA
1	HILL Sami	3/3	100.0	1/1		1/1	1/1		
13	JOHNSON Ashleigh	28/42	66.7	6/9	5/9	4/7	13/14	0/1	0/2
Totals		31/45	68.9	7/10	5/9	5/8	14/15	0/1	0/2

Timeouts	7
Exclusions with Substitution	1
Exclusions w/Subst after 4 min.	0

Match	Possession		EX	2EX	Goals (G) / Misses (M)										Extram. Efficiency			CT
	#	Time			X		AA		FT		5mF		PS		G	ATT	%	
					G	M	G	M	G	M	G	M	G	M				
ESP - USA	38	13:54	1		3		4	9			2	1	2		3	3	100.0	
CHN - USA	41	15:33			2	1	9	7		1	1	1			2	3	66.7	1
HUN - USA	36	16:19			3	2	4	11			3	8	1		3	5	60.0	3
Totals	115	45:46	1		8	3	17	27		1	6	10	3		8	11	72.7	4

Finals

Cap No.	Name	MP	Min.	Goals/Shots							AS	TF	ST	BL	SP	Personal Fouls								
				Total	%	A	C	X	5m	PS						CA	20C	20F	2EX	P	EX			
1	HILL Sami	3	11																					
2	MUSSELMAN Madeline	3	56	4/10	40.0	1/1		2/3	0/4	1/1	0/1			3	2	2						2	1	
3	SEIDEMANN Melissa	3	40	3/5	60.0		0/1	1/1	1/2		1/1			3	2	1					2	1		
4	FATTAL Rachel	3	78	3/10	30.0	1/5			2/5				2	4	4	2	8/12						1	
5	CLARK KK	3	23	1/4	25.0	0/1	0/1		1/2				1	1	1						1	2		
6	STEFFENS Maggie	3	82	7/10	70.0	2/3	3/3	1/1	1/3				2	3	1	2					1	1		
7	MATHEWSON Courtney	3	53	3/6	50.0	2/3		0/1	1/2				3	1	1	1								
8	NEUSHUL Kiley	3	80	7/12	58.3	2/4	1/1		1/4				2	2	3									
9	FISCHER Aria	3	26	0/3	0.0		0/3							1	1								1	
10	GILCHRIST Kaleigh	3	45	3/7	42.9	1/2			1/4	1/1			3	3	2	2							1	
11	FISCHER Makenzie	3	50	5/13	38.5	0/1		2/3	2/8				2	4	2					3			1	1
12	CRAIG Kami	3	45	3/5	60.0		2/3	1/1								2	1						1	
13	JOHNSON Ashleigh	3	85	0/3	0.0				0/3				3	2	9									
Totals				39/88	44.3	9/20	6/12	7/10	10/37	2/2	5/7		18	33	30	11	8/12			8	9	1	1	1
Against				18/77	23.4	2/7	1/6	5/8	9/54	0/1	1/1		4	43	22	6	4/12			11	9	1	2	

Cap No.	Goalkeepers	Saves/Shots							
		Total	%	A	C	X	5m	PS	CA
1	HILL Sami	3/7	42.9	1/1	1/1	1/5			
13	JOHNSON Ashleigh	23/37	62.2	4/6	3/4	2/7	13/18	1/1	0/1
Totals		26/44	59.1	4/6	4/5	3/8	14/23	1/1	0/1

Timeouts	10
Exclusions with Substitution	1
Exclusions w/Subst after 4 min.	0

Match	Possession		EX	2EX	Goals (G) / Misses (M)										Extram. Efficiency			CT
	#	Time			X		AA		FT		5mF		PS		G	ATT	%	
					G	M	G	M	G	M	G	M	G	M				
BRA - USA	41	15:05			3	2	7	12			2	5	1		3	5	60.0	
HUN - USA	35	15:52	1	1	4		8	2		2	2	10			4	4	100.0	
USA - ITA	40	17:13			0	1	5	5			6	10	1		0	1	0.0	2
Totals	116	48:10	1	1	7	3	20	19		2	10	25	2		7	10	70.0	2



Team Roster
Composição da equipe / Composition de l'équipe
As of FRI 5 AUG 2016

USA - United States

Cap No.	Name	Pos	L/R	Height m / ft in	Weight kg / lbs	Date of Birth	Club	OG / Goals	Int. Matches Played
1	HILL Sami	GK	R	1.83 / 6'0"	89 / 196	8 JUN 1992	Santa Barbara 805, Santa Barbara, CA (USA)	-	-
2	MUSSELMAN Madeline	D	R	1.81 / 5'11"	65 / 143	16 JUN 1998	CDM Aquatics, Newport Beach, CA (USA)	-	-
3	SEIDEMANN Melissa	CB	R	1.83 / 6'0"	104 / 229	26 JUN 1990	New York Athletic Club, New York, NY (USA)	1 / -	-
4	FATTAL Rachel	D	R	1.73 / 5'8"	65 / 143	10 DEC 1993	SOCAL, Tustin, CA (USA)	-	-
5	CLARK KK	CB	R	1.88 / 6'2"	72 / 159	28 JUN 1990	New York Athletic Club, New York, NY (USA)	-	-
6	STEFFENS Maggie (C)	D	R	1.73 / 5'8"	74 / 163	4 JUN 1993	New York Athletic Club, New York, NY (USA)	1 / -	-
7	MATHEWSON Courtney	D	R	1.71 / 5'7"	69 / 152	14 SEP 1986	New York Athletic Club, New York, NY (USA)	1 / -	-
8	NEUSHUL Kiley	D	R	1.73 / 5'8"	65 / 143	5 MAR 1993	Santa Barbara 805, Santa Barbara, CA (USA)	-	-
9	FISCHER Aria	CF	R	1.83 / 6'0"	78 / 172	2 MAR 1999	Saddleback El Toro, Corona del Mar, CA (USA)	-	-
10	GILCHRIST Kaleigh	D	R	1.76 / 5'9"	77 / 170	16 MAY 1992	New York Athletic Club, New York, NY (USA)	-	-
11	FISCHER Makenzie	CB	R	1.86 / 6'1"	74 / 163	29 MAR 1997	Saddleback El Toro, Lake Forest, CA (USA)	-	-
12	CRAIG Kami	CF	R	1.81 / 5'11"	88 / 194	21 JUL 1987	New York Athletic Club, New York, NY (USA)	2 / -	-
13	JOHNSON Ashleigh	GK	R	1.86 / 6'1"	81 / 179	12 SEP 1994	New York Athletic Club, New York, NY (USA)	-	-

Head Coach KRIKORIAN Adam
Official KLATT Daniel
Official OEDING Chris

Legend:	(C) Captain	CB Centre Back	CF Centre Forward	D Driver	GK Goalkeeper
Int. International	L/R Handedness	No. Number	OG/Goals Participation and goals scored in Olympic Games		
Pos. Playing Position	R Right				



Competition Officials

Oficiais de competição / Officiels de la compétition

As of WED 03 AUG 2016 at 19:00

Function	Name	NOC
FINA Water Polo Commission	LONZI Gianni AMINI Khosrow WHITEHOUSE, John DIATHESOPOULOS Dimitri	
FINA Bureau Member Liaison	DIATHESOPOULOS Dimitri	
Chairman TWPC	LONZI Gianni	
Vice Chairman TWPC	AMINI Khosrow	
Honorary Secretary TWPC	WHITEHOUSE John	
FINA Technical Water Polo Committee	LONZI Gianni AMINI Khosrow WHITEHOUSE John EL ALLAM Farid SHARANOV Evgeny SHAW J. William RACINE Jacques PAPAZIAN Richard INOUE Takeshi IBERN Manuel BOOKELMAN Peter FIROIU Niculae FARID Wahid KURODA Katsumi SOSTAR Aleksandar PINKER Guy Don BALFANBAYEV Alan	
Competition Manager	CEZAR Paulo	
Referees	MOLLER German FLAHINE Daniel KOGAMOV Mark TOFFOLLI Fabio DESLIERES Marie - Claude NI Shi Wei PERIS Nenad HATEM Gaber BUCH Francesc MERCIER Benjamin STRADIVIRIS Georgios MOLNAR Peter REZVANI Masoud GOMEZ Fillipo	AGR - Argentina AUS - Australia AZE - Azerbaijan BRA - Brazil CAN - Canada CHN - China CRO - Croatia EGY - Egypt ESP - Spain FRA - France GRE - Greece HUN - Hungary IRI - Islamic Republic of Iran ITA - Italy



	Name	NOC
	TAHARA Tadao	JPN - Japan
	IVANOVSKI Stanko	MNE - Montenegro
	DUTILH - DUMAS Diana	NED - Netherlands
	KORYZNA Radoslaw	POL - Poland
	ALEXANDRESCU Adrian	ROU - Roumania
	DION Willis	RSA - South Africa
	NAUMOV Sergey	RUS - Russia
	MARGETA Boris	SLO - Slovenia
	PUTNIKOVIC Vojin	SRB - Serbia
	PEILA Joseph	USA - United States
Goal Judges	AJUZ Eduardo	
	BRITO, Fernando	
	CARDENUTO João Rene	
	GRESELE Marcus Paulo	
Deck Officials	CULLINGHAM, Jim	
	FATAHIAN, Farid	
	HART, Michael	
	VATER, Manfred,	
Technical Officials (Host Federation)	AVALLONE Denise	BRA - Brazil
	BARBOSA Flavio	BRA - Brazil
	CARVALHO Marcelo	BRA - Brazil
	CASSINELLI, Andre	BRA - Brazil
	CURCIO Claudia	BRA - Brazil
	FERNANDES, Jorge	BRA - Brazil
	GARCIA Flavia	BRA - Brazil
	MARTIN Paula	BRA - Brazil
	NARDINO Leticia	BRA - Brazil
	OLIVEIRA, Roberta	BRA - Brazil
	RASI, Fabrício	BRA - Brazil
	RODRIGUES, Lucas	BRA - Brazil
	UNGARETTI Giovanni	BRA - Brazil
	VIEIRA Maria Claudia	BRA - Brazil

Note:

Officials appointed by FINA do not show NOC identification



Official Communication
Comunicado oficial / Communication officielle

Item: 1

Sanction Alex Bowen No. 9 USA Men's Team

Summary:

Alex Bowen No. 9 USA Men's Team sanctioned from further participation due to unsporting conduct

Details:

Alex Bowen No.9 USA Water Polo Team was reported for an act of unsporting conduct by the referees at 0.02 minutes of Quarter #4 in the game USA v MNE Olympic Games Water Polo Tournament held Maria Lenk Aquatics Centre (AQC) 12 August 2016.

Mr. Bowen is provisionally sanctioned from further participation in this Olympic Games Water Polo Tournament in accordance with Disciplinary Actions in Water Polo Article 5 Clause 5.1

This decision will be reviewed by the FINA Bureau in accordance with Disciplinary Actions in Water Polo Article 7 Clause 7.2

Issued by: FINA TWPC Commission
Time: 9:39
Date: 13 AUG 2016

This decision affects: Results
Schedule
Other

X



Official Communication
Comunicado oficial / Communication officielle

Item: 2

Sanction Alex Roelse No. 5 Player USA Men's Team

Summary:

Alex Roelse No. 5 Player USA Men's Team sanctioned with a one (1) match suspension due to act of brutality

Details:

Alex Roelse No. 5 USA Water Polo Team was reported for an act of brutality at 07.38 minutes of the 4th Quarter by the referees in the game USA v MNE Olympic Games Water Polo Tournament held Maria Lenk Aquatics Centre (AQC) 12 August 2016.

Mr. Roelse is sanctioned with a one (1) match suspension in accordance with the Regulation for Disciplinary Actions in Water Polo Article 4 Clause 4.1 and will not be allowed to participate in the next game of this event in which his team participates.

Issued by: FINA TWPC Commission
Time: 10:00
Date: 13 AUG 2016

This decision affects: Results
Schedule
Other

X



Official Communication
Comunicado oficial / Communication officielle

Item: 3

Sanction J. Kocur Assistant Coach USA Men's Team

Summary:

J. Kocur Assistant Coach USA Men's Team sanctioned with a one (1) match suspension due to Red Card

Details:

J. Kocur Assistant Coach USA Water Polo Team (Men) received a Red Card from the referee in the game USA v MNE Olympic Games Men's Water Polo Tournament held Maria Lenk Aquatics Centre (AQC) 12 August 2016.

Mr. Kocur is sanctioned with a one (1) match suspension in accordance with the Regulations for Disciplinary Actions in Water Polo Article 3 Clause 3.1 and will not be allowed to officiate in any capacity in the next game of this event in which his team participates.

Issued by: FINA TWPC Commission
Time: 10:21
Date: 13 AUG 2016

This decision affects: Results
Schedule
Other

X



Official Communication
Comunicado oficial / Communication officielle

Item: 4

Competition schedule order changed - 15 August

Summary:

Matches order changed per agreement with FINA and OBS for 15 August

Details:

Matches order changed per agreement with FINA and OBS for the competition day 15 August.

The order of the matches as follows:

BRA v USA – 14:10
AUS v HUN – 15:30
RUS v ESP – 18:20
ITA v CHN – 19:40

Issued by: Sport Competition Management
Time: 21:37
Date: 14 AUG 2016

This decision affects: Results
Schedule
Other

X



Official Communication
Comunicado oficial / Communication officielle

Item: 5

Schedule Change 16 August 2016

Summary:

Schedule Change 16 August 2016

Details:

11:00 31 Match HUN v MNE
12:20 34 Match SRB v ESP
15:10 33 Match BRA v CRO
16:30 32 Match GRE v ITA

Issued by: Sport Competition Management
Time: 18:02
Date: 15 AUG 2016

This decision affects: Results
Schedule
Other

X



Official Communication
Comunicado oficial / Communication officielle

Item: 6

Schedule Change 17 August 2016

Summary:

Schedule Change 17 August 2016

Details:

11:00 Match 17 AUS v BRA
12:20 Match 20 RUS v ITA
15:10 Match 18 ESP v CHN
16:30 Match 19 HUN v USA

Issued by: Sport Competition Management
Time: 12:46
Date: 16 AUG 2016

This decision affects: Results
Schedule
Other

X



Official Communication
Comunicado oficial / Communication officielle

Item: 7

Sanction D. Buric No.2 CRO

Summary:

D. Buric sanctioned with one (1) match suspension due to act of brutality

Details:

The player Damir Buric No.2 CRO Water Polo Team (Men) was reported for an act of brutality at 00:06 Quarter 3 by the referees in the game BRA v CRO of the Olympic Games Water Polo Tournament held OAS Olympic Park Rio de Janeiro (BRA) on 16 August 2016.

Mr. Buric is sanctioned with a one (1) match suspension in accordance with the Disciplinary Actions in Water Polo Article 4 Clause 4.1.

Accordingly in that match CRO will be allowed only twelve (12) players on the team roster.

Issued by: TWPC FINA Commission
Time: 14:46
Date: 17 AUG 2016

This decision affects: Results
Schedule
Other

X



Official Communication
Comunicado oficial / Communication officielle

Item: 8

Sanction HUN Assistant Coach B. Ats

Summary:

Sanction HUN Assistant Coach B. Ats due to red card

Details:

Mr Bertalan Ats Assistant Coach of the Hungarian Water Polo Team (Women) received a red card from the referee in the game HUN v RUS of the Olympic Games held Olympic Aquatics Stadium Park Rio de Janeiro (BRA) on 19 August 2016.

Mindful of the Regulation for Disciplinary Actions in Water Polo Article 3 Clause 3.1 Mr. Ats is sanctioned with one (1) match suspension accordingly Mr. Ats will not be allowed to act in any coaching role in first game of the next FINA Event in which his team participates.

Accordingly in the next FINA Event in which HUN team participates it will be allowed only two (2) officials on the bench.

Issued by: TWPC FINA Commission
Time: 16:52
Date: 19 AUG 2016

This decision affects: Results
Schedule
Other

X



Official Communication
Comunicado oficial / Communication officielle

Item: 9

Sanction N. Vukanic MNE Assistant Coach (Men)

Summary:

N. Vukanic MNE Assistant Coach sanctioned with a one (1) match suspension

Details:

Mr Nenad Vukanic Assistant Coach of the Montenegro Water Polo Team (Men) received a red card from the referee in the game MNE v ITA of the Olympic Games held Olympic Aquatics Stadium Park Rio de Janeiro (BRA) on 20 August 2016.

Mindful of the Regulation for Disciplinary Actions in Water Polo Article 3 Clause 3.1 Mr. Vukanic is sanctioned with one (1) match suspension accordingly Mr. Vukanic will not be allowed to act in any coaching role in first game of the next FINA Event in which his team participates.

Accordingly in the next FINA Event in which MNE team participates it will be allowed only two (2) officials on the bench.

Issued by: TWPC FINA Commission
Time: 15:25
Date: 20 AUG 2016

This decision affects: Results
Schedule
Other

X

This results book has been created after the Water Polo competition and will not be updated after the Rio 2016 Olympic Games.

This material shall not be duplicated by any means, except with prior and express consent (in writing) from the Rio 2016 Organising Committee for the Olympic and Paralympic Games. Authorisations for copy should be submitted by email to brandprotection@rio2016.com

Rio 2016 Organising Committee
for the Olympic and Paralympic Games

rio2016.com